





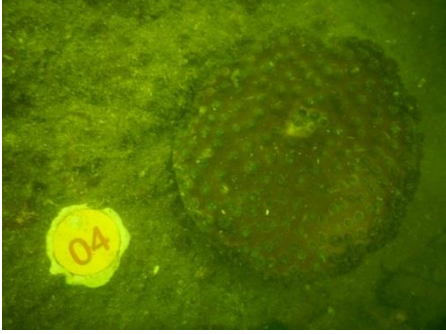



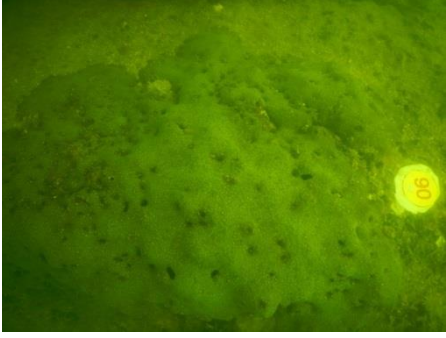











Appendix F Photo Records for Coral Monitoring

Photo Plate for Tagged and Re-tagged Corals at Control Site during the 7th Quarterly Coral Monitoring during Construction Phase on 3 September 2020

Tag #	Baseline (26 June 2018 & 3 December 2018)	3 September 2020
#1	 <p align="center"><i>Goniopora stutchburyi</i></p>	 <p align="center"><i>Goniopora stutchburyi</i></p>
#2R	 <p align="center"><i>Goniopora stutchburyi</i></p>	 <p align="center"><i>Goniopora stutchburyi</i></p>
#3	 <p align="center"><i>Psammocora superficialis</i></p>	 <p align="center"><i>Psammocora superficialis</i></p>
#4	 <p align="center"><i>Turbinaria peltata</i></p>	 <p align="center"><i>Turbinaria peltata</i></p>









Tag #	Baseline (26 June 2018 & 3 December 2018)	3 September 2020
#5R	 <p data-bbox="389 539 639 573"><i>Goniopora stutchburyi</i></p>	 <p data-bbox="1037 539 1287 573"><i>Goniopora stutchburyi</i></p>
#6	 <p data-bbox="405 925 624 958"><i>Cyphastrea serailia</i></p>	 <p data-bbox="1050 925 1268 958"><i>Cyphastrea serailia</i></p>
#7R	 <p data-bbox="424 1308 603 1341"><i>Coscinaraea</i> sp.</p>	 <p data-bbox="1069 1308 1248 1341"><i>Coscinaraea</i> sp.</p>
#8	 <p data-bbox="389 1693 639 1727"><i>Goniopora stutchburyi</i></p>	 <p data-bbox="1037 1693 1287 1727"><i>Goniopora stutchburyi</i></p>
#9	 <p data-bbox="389 2076 639 2110"><i>Goniopora stutchburyi</i></p>	 <p data-bbox="1037 2076 1287 2110"><i>Goniopora stutchburyi</i></p>





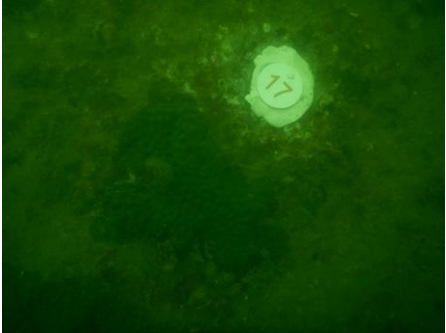




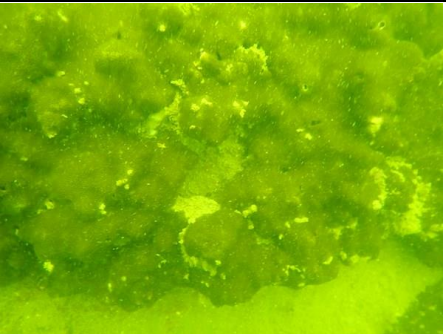
Tag #	Baseline (26 June 2018 & 3 December 2018)	3 September 2020
#10R	 <p data-bbox="389 539 638 568"><i>Goniopora stutchburyi</i></p>	 <p data-bbox="1037 539 1286 568"><i>Goniopora stutchburyi</i></p>



Notes:

- i. The re-tagged corals were marked as ##**R**.

Photo Plate for Re-tagged Corals at Indirect Impact during the 7th Quarterly Coral Monitoring during Construction Phase on 3 September 2020

Tag #	Baseline (23 November 2018)	3 September 2020
#11R	 <p align="center"><i>Cyphastrea serailia</i></p>	 <p align="center"><i>Cyphastrea serailia</i></p>
#12R	 <p align="center"><i>Favites chinensis</i></p>	 <p align="center"><i>Favites chinensis</i></p>
#13R	 <p align="center"><i>Turbinaria peltata</i></p>	 <p align="center"><i>Turbinaria peltata</i></p>
#14R	 <p align="center"><i>Favites chinensis</i></p>	 <p align="center"><i>Favites chinensis</i></p>

Tag #	Baseline (23 November 2018)	3 September 2020
#15R	 <p data-bbox="424 539 673 568"><i>Goniopora stutchburyi</i></p>	 <p data-bbox="1061 539 1310 568"><i>Goniopora stutchburyi</i></p>
#16R	 <p data-bbox="405 925 689 954"><i>Psammocora superficialis</i></p>	 <p data-bbox="1042 925 1326 954"><i>Psammocora superficialis</i></p>
#17R	 <p data-bbox="453 1308 641 1337"><i>Favites chinensis</i></p>	 <p data-bbox="1091 1308 1279 1337"><i>Favites chinensis</i></p>
#18R	 <p data-bbox="405 1691 689 1720"><i>Psammocora superficialis</i></p>	 <p data-bbox="1042 1691 1326 1720"><i>Psammocora superficialis</i></p>
#19R	 <p data-bbox="405 2074 689 2103"><i>Psammocora superficialis</i></p>	 <p data-bbox="1042 2074 1326 2103"><i>Psammocora superficialis</i></p>

Tag #	Baseline (23 November 2018)	3 September 2020
#20R	 <p data-bbox="405 539 691 568"><i>Psammocora superficialis</i></p>	 <p data-bbox="1040 539 1326 568"><i>Psammocora superficialis</i></p>

Notes:

- i. The re-tagged corals were marked as ##**R**.