
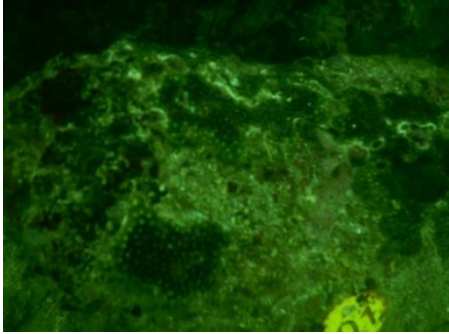




















Appendix F Photo Records for Coral Monitoring

Photo Plate for Tagged and Re-tagged Corals at Control Site during the 3rd Quarterly Coral Monitoring during Construction Phase on 18 September 2019

Tag #	Baseline (26 June 2018 & 3 December 2018)	18 September 2019
#1	 <p align="center"><i>Goniopora stutchburyi</i></p>	 <p align="center"><i>Goniopora stutchburyi</i></p>
#2R	 <p align="center"><i>Goniopora stutchburyi</i></p>	 <p align="center"><i>Goniopora stutchburyi</i></p>
#3	 <p align="center"><i>Psammocora superficialis</i></p>	 <p align="center"><i>Psammocora superficialis</i></p>
#4	 <p align="center"><i>Turbinaria peltata</i></p>	 <p align="center"><i>Turbinaria peltata</i></p>









Tag #	Baseline (26 June 2018 & 3 December 2018)	18 September 2019
#5R	 <p data-bbox="389 539 638 568"><i>Goniopora stutchburyi</i></p>	 <p data-bbox="1034 539 1283 568"><i>Goniopora stutchburyi</i></p>
#6	 <p data-bbox="405 972 622 1001"><i>Cyphastrea serailia</i></p>	 <p data-bbox="1050 972 1267 1001"><i>Cyphastrea serailia</i></p>
#7R	 <p data-bbox="424 1357 600 1386"><i>Coscinaraea</i> sp.</p>	 <p data-bbox="1069 1357 1244 1386"><i>Coscinaraea</i> sp.</p>
#8	 <p data-bbox="389 1742 638 1771"><i>Goniopora stutchburyi</i></p>	 <p data-bbox="1034 1742 1283 1771"><i>Goniopora stutchburyi</i></p>









Tag #	Baseline (26 June 2018 & 3 December 2018)	18 September 2019
#9	 <p data-bbox="389 584 639 618"><i>Goniopora stutchburyi</i></p>	 <p data-bbox="1035 584 1286 618"><i>Goniopora stutchburyi</i></p>
#10R	 <p data-bbox="389 1016 639 1050"><i>Goniopora stutchburyi</i></p>	 <p data-bbox="1035 1016 1286 1050"><i>Goniopora stutchburyi</i></p>





Notes:

- i. The re-tagged corals were marked as ##**R**.

Photo Plate for Re-tagged Corals at Indirect Impact during the 3rd Quarterly Coral Monitoring during Construction Phase on 18 September 2019

Tag #	Baseline (23 November 2018)	18 September 2019
#11R	 <p align="center"><i>Cyphastrea serailia</i></p>	 <p align="center"><i>Cyphastrea serailia</i></p>
#12R	 <p align="center"><i>Favites chinensis</i></p>	 <p align="center"><i>Favites chinensis</i></p>
#13R	 <p align="center"><i>Turbinaria peltata</i></p>	 <p align="center"><i>Turbinaria peltata</i></p>
#14R	 <p align="center"><i>Favites chinensis</i></p>	 <p align="center"><i>Favites chinensis</i></p>

Tag #	Baseline (23 November 2018)	18 September 2019
#15R	 <p data-bbox="424 562 673 595"><i>Goniopora stutchburyi</i></p>	 <p data-bbox="1062 584 1311 618"><i>Goniopora stutchburyi</i></p>
#16R	 <p data-bbox="405 1016 691 1050"><i>Psammocora superficialis</i></p>	 <p data-bbox="1038 1016 1324 1050"><i>Psammocora superficialis</i></p>
#17R	 <p data-bbox="451 1447 643 1480"><i>Favites chinensis</i></p>	 <p data-bbox="1086 1447 1278 1480"><i>Favites chinensis</i></p>
#18R	 <p data-bbox="405 1877 691 1910"><i>Psammocora superficialis</i></p>	 <p data-bbox="1038 1877 1324 1910"><i>Psammocora superficialis</i></p>

Tag #	Baseline (23 November 2018)	18 September 2019
#19R	 <p data-bbox="405 584 691 618"><i>Psammocora superficialis</i></p>	 <p data-bbox="1043 584 1329 618"><i>Psammocora superficialis</i></p>
#20R	 <p data-bbox="405 1014 691 1048"><i>Psammocora superficialis</i></p>	 <p data-bbox="1043 1014 1329 1048"><i>Psammocora superficialis</i></p>

Notes:

- i. The re-tagged corals were marked as ##**R**.