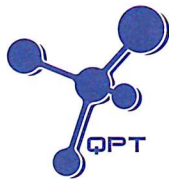


Appendix F Water Quality Equipment Calibration Certificate



專業化驗有限公司
QUALITY PRO TEST-CONSULT LIMITED

Unit 10, 14/F, Wah Wai Centre, 38-40 Au Pui Wan St., Fotan, Hong Kong
Email: info@qualityprotest.com; Website: www.qualityprotest.com
Tel: (852) 3956 8717; Fax: (852) 3956 3928

REPORT OF EQUIPMENT PERFORMANCE CHECK/ CALIBRATION

Test Report No. : R-BB030032
Date of Issue : 15 March 2022
Page No. : 1 of 2

PART A - CUSTOMER INFORMATION

Acuity Sustainability Consulting Limited
Unit E, 12/F, Ford Glory Plaza 37-39 Wing
Hong Street, Cheung Sha Wan
Kowloon (HK) Hong Kong
Attn :

PART B - SAMPLE INFORMATION

Name of Equipment : HORIBA U-53
Manufacturer : HORIBA
Serial Number : NEKVM2XU
Date of Received : 09 March 2022
Date of Calibration : 10 March 2022
Date of Next Calibration : 09 June 2022

PART C - REFERENCE METHODS/ DOCUMENTS FOR THE CALIBRATION

Test Parameter	Reference Method
Turbidity	APHA 21e 2130B
Dissolved oxygen	APHA 21e 4500 O
pH value	APHA 21e 4500 H+
Salinity	APHA 21e 2520B
Temperature	Section 6 of international Accreditation New Zealand Technical Guide no. 3 Second edition March 2008: Working Thermometer Calibration Procedure

PART D - CALIBRATION RESULT

(1) Turbidity

EXPECTED READING (NTU)	DISPLAY READING (NTU)	TOLERANCE (%)	RESULT
0	0.04	--	Satisfactory
10	10.2	2.0	Satisfactory
20	20.5	2.5	Satisfactory
100	102	2.0	Satisfactory
800	796	-0.5	Satisfactory

Tolerance of Turbidity should be less than ± 10.0 (%)

(2) Dissolved oxygen


EXPECTED READING (MG/L)	DISPLAY READING (MG/L)	TOLERANCE (MG/L)	RESULT
8.74	8.53	-0.21	Satisfactory
6.63	6.77	0.14	Satisfactory
3.24	3.11	-0.13	Satisfactory
2.36	2.83	0.47	Satisfactory

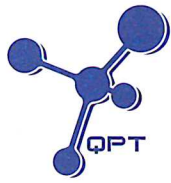
Tolerance of Dissolved oxygen should be less than ± 0.5 (mg/L)

(3) pH value

--- CONTINUED ON NEXT PAGE ---

AUTHORIZED
SIGNATORY:


LEE Chun-ning
Assistant Manager (Chemical Testing)



專業化驗有限公司
QUALITY PRO TEST-CONSULT LIMITED

Unit 10, 14/F, Wah Wai Centre, 38-40 Au Pui Wan St., Fotan, Hong Kong
Email: info@qualityprotest.com; Website: www.qualityprotest.com
Tel: (852) 3956 8717; Fax: (852) 3956 3928

REPORT OF EQUIPMENT PERFORMANCE CHECK/ CALIBRATION

Test Report No. : R-BB030032
Date of Issue : 15 March 2022
Page No. : 2 of 2

TARGET (PH UNIT)	DISPLAY READING (PH UNIT)	TOLERANCE	RESULT
4.00	3.99	-0.01	Satisfactory
7.42	7.39	-0.03	Satisfactory
10.01	10.06	0.05	Satisfactory

Tolerance of pH value should be less than ± 0.2 (pH unit)

(4) Salinity

EXPECTED READING (G/L)	DISPLAY READING (G/L)	TOLERANCE (%)	RESULT
10	9.97	-0.30	Satisfactory
20	20.88	4.40	Satisfactory
30	31.89	6.30	Satisfactory

Tolerance of Salinity should be less than ± 10.0 (%)

(5) Temperature

READING OF REF. THERMOMETER (°C)	DISPLAY READING (°C)	TOLERANCE (°C)	RESULT
13	13.09	0.09	Satisfactory
21	21.10	0.10	Satisfactory
33	32.62	-0.38	Satisfactory

Tolerance of Temperature should be less than ± 2.0 (°C)

Remark(s)

- The "Date of Next Calibration" is recommended according to best practice principals as practiced by QPT or quoted from relevant international standards.
- The results relate only to the calibrated equipment as received
- The performance of the equipment stated in this report is checked with independent reference material and results compared against a calibrated secondary source.
- "Displayed Reading" denotes the figure shown on item under calibration/ checking regardless of equipment precision or significant figures.
- The "Tolerance Limit" mentioned is the acceptance criteria applicable for similar equipment used by Quality Pro Test-Consult Ltd. or quoted from relevant international standards.

--- END OF REPORT ---



專業化驗有限公司
QUALITY PRO TEST-CONSULT LIMITED

Unit 10, 14/F, Wah Wai Centre, 38-40 Au Pui Wan St., Fotan, Hong Kong
Email: info@qualityprotest.com; Website: www.qualityprotest.com
Tel: (852) 3956 8717; Fax: (852) 3956 3928

REPORT OF EQUIPMENT PERFORMANCE CHECK/ CALIBRATION

Test Report No. : R-BB020007
Date of Issue : 10 February 2022
Page No. : 1 of 2

PART A - CUSTOMER INFORMATION

Acuity Sustainability Consulting Limited
Unit E, 12/F, Ford Glory Plaza 37-39 Wing
Hong Street, Cheung Sha Wan
Kowloon (HK) Hong Kong
Attn :

PART B - SAMPLE INFORMATION

Name of Equipment : HORIBA U-53
Manufacturer : HORIBA
Serial Number : PORBNFNT
Date of Received : 07 February 2022
Date of Calibration : 07 February 2022
Date of Next Calibration : 07 May 2022

PART C - REFERENCE METHODS/ DOCUMENTS FOR THE CALIBRATION

<u>Test Parameter</u>	<u>Reference Method</u>
Turbidity	APHA 21e 2130B
Dissolved oxygen	APHA 21e 4500 O
pH value	APHA 21e 4500 H+
Salinity	APHA 21e 2520B
Temperature	Section 6 of international Accreditation New Zealand Technical Guide no. 3 Second edition March 2008: Working Thermometer Calibration Procedure

PART D - CALIBRATION RESULT

(1) Turbidity

EXPECTED READING (NTU)	DISPLAY READING (NTU)	TOLERANCE (%)	RESULT
0	0	--	Satisfactory
10	9.78	-2.2	Satisfactory
20	20.7	3.5	Satisfactory
100	99.5	-0.5	Satisfactory
800	792	-1.0	Satisfactory

Tolerance of Turbidity should be less than ± 10.0 (%)

(2) Dissolved oxygen


EXPECTED READING (MG/L)	DISPLAY READING (MG/L)	TOLERANCE (MG/L)	RESULT
9.26	9.29	0.03	Satisfactory
6.81	6.98	0.17	Satisfactory
4.52	5.01	0.49	Satisfactory
3.94	4.37	0.43	Satisfactory

Tolerance of Dissolved oxygen should be less than ± 0.5 (mg/L)

(3) pH value

--- CONTINUED ON NEXT PAGE ---

AUTHORIZED
SIGNATORY:


LEE Chun-ning
Assistant Manager (Chemical Testing)



專業化驗有限公司
QUALITY PRO TEST-CONSULT LIMITED

Unit 10, 14/F, Wah Wai Centre, 38-40 Au Pui Wan St., Fotan, Hong Kong
Email: info@qualityprotest.com; Website: www.qualityprotest.com
Tel: (852) 3956 8717; Fax: (852) 3956 3928

REPORT OF EQUIPMENT PERFORMANCE CHECK/ CALIBRATION

Test Report No. : R-BB020007
Date of Issue : 10 February 2022
Page No. : 2 of 2

TARGET (PH UNIT)	DISPLAY READING (PH UNIT)	TOLERANCE	RESULT
4.00	3.99	-0.01	Satisfactory
7.42	7.42	0.00	Satisfactory
10.01	10.12	0.11	Satisfactory

Tolerance of pH value should be less than ± 0.2 (pH unit)

(4) Salinity

EXPECTED READING (G/L)	DISPLAY READING (G/L)	TOLERANCE (%)	RESULT
10	9.31	-6.90	Satisfactory
20	20.25	1.25	Satisfactory
30	31.68	5.60	Satisfactory

Tolerance of Salinity should be less than ± 10.0 (%)

(5) Temperature

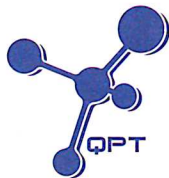
READING OF REF. THERMOMETER (°C)	DISPLAY READING (°C)	TOLERANCE (°C)	RESULT
18	17.80	-0.2	Satisfactory
26	25.82	-0.18	Satisfactory
32.5	32.14	-0.36	Satisfactory

Tolerance of Temperature should be less than ± 2.0 (°C)

Remark(s)

- The "Date of Next Calibration" is recommended according to best practice principals as practiced by QPT or quoted from relevant international standards.
- The results relate only to the calibrated equipment as received
- The performance of the equipment stated in this report is checked with independent reference material and results compared against a calibrated secondary source.
- "Displayed Reading" denotes the figure shown on item under calibration/ checking regardless of equipment precision or significant figures.
- The "Tolerance Limit" mentioned is the acceptance criteria applicable for similar equipment used by Quality Pro Test-Consult Ltd. or quoted from relevant international standards.

--- END OF REPORT ---



專業化驗有限公司
QUALITY PRO TEST-CONSULT LIMITED

Unit 10, 14/F, Wah Wai Centre, 38-40 Au Pui Wan St., Fotan, Hong Kong
Email: info@qualityprotest.com; Website: www.qualityprotest.com
Tel: (852) 3956 8717; Fax: (852) 3956 3928

REPORT OF EQUIPMENT PERFORMANCE CHECK/ CALIBRATION

Test Report No. : R-BB030032
Date of Issue : 15 March 2022
Page No. : 1 of 2

PART A - CUSTOMER INFORMATION

Acuity Sustainability Consulting Limited
Unit E, 12/F, Ford Glory Plaza 37-39 Wing
Hong Street, Cheung Sha Wan
Kowloon (HK) Hong Kong
Attn :

PART B - SAMPLE INFORMATION

Name of Equipment : HORIBA U-53
Manufacturer : HORIBA
Serial Number : NEKVM2XU
Date of Received : 09 March 2022
Date of Calibration : 10 March 2022
Date of Next Calibration : 09 June 2022

PART C - REFERENCE METHODS/ DOCUMENTS FOR THE CALIBRATION

Test Parameter	Reference Method
Turbidity	APHA 21e 2130B
Dissolved oxygen	APHA 21e 4500 O
pH value	APHA 21e 4500 H+
Salinity	APHA 21e 2520B
Temperature	Section 6 of international Accreditation New Zealand Technical Guide no. 3 Second edition March 2008: Working Thermometer Calibration Procedure

PART D - CALIBRATION RESULT

(1) Turbidity

EXPECTED READING (NTU)	DISPLAY READING (NTU)	TOLERANCE (%)	RESULT
0	0.04	--	Satisfactory
10	10.2	2.0	Satisfactory
20	20.5	2.5	Satisfactory
100	102	2.0	Satisfactory
800	796	-0.5	Satisfactory

Tolerance of Turbidity should be less than ± 10.0 (%)

(2) Dissolved oxygen


EXPECTED READING (MG/L)	DISPLAY READING (MG/L)	TOLERANCE (MG/L)	RESULT
8.74	8.53	-0.21	Satisfactory
6.63	6.77	0.14	Satisfactory
3.24	3.11	-0.13	Satisfactory
2.36	2.83	0.47	Satisfactory

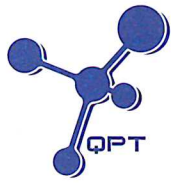
Tolerance of Dissolved oxygen should be less than ± 0.5 (mg/L)

(3) pH value

--- CONTINUED ON NEXT PAGE ---

AUTHORIZED
SIGNATORY:


LEE Chun-ning
Assistant Manager (Chemical Testing)



專業化驗有限公司
QUALITY PRO TEST-CONSULT LIMITED

Unit 10, 14/F, Wah Wai Centre, 38-40 Au Pui Wan St., Fotan, Hong Kong
Email: info@qualityprotest.com; Website: www.qualityprotest.com
Tel: (852) 3956 8717; Fax: (852) 3956 3928

REPORT OF EQUIPMENT PERFORMANCE CHECK/ CALIBRATION

Test Report No. : R-BB030032
Date of Issue : 15 March 2022
Page No. : 2 of 2

TARGET (PH UNIT)	DISPLAY READING (PH UNIT)	TOLERANCE	RESULT
4.00	3.99	-0.01	Satisfactory
7.42	7.39	-0.03	Satisfactory
10.01	10.06	0.05	Satisfactory

Tolerance of pH value should be less than ± 0.2 (pH unit)

(4) Salinity

EXPECTED READING (G/L)	DISPLAY READING (G/L)	TOLERANCE (%)	RESULT
10	9.97	-0.30	Satisfactory
20	20.88	4.40	Satisfactory
30	31.89	6.30	Satisfactory

Tolerance of Salinity should be less than ± 10.0 (%)

(5) Temperature

READING OF REF. THERMOMETER (°C)	DISPLAY READING (°C)	TOLERANCE (°C)	RESULT
13	13.09	0.09	Satisfactory
21	21.10	0.10	Satisfactory
33	32.62	-0.38	Satisfactory

Tolerance of Temperature should be less than ± 2.0 (°C)

Remark(s)

- The "Date of Next Calibration" is recommended according to best practice principals as practiced by QPT or quoted from relevant international standards.
- The results relate only to the calibrated equipment as received
- The performance of the equipment stated in this report is checked with independent reference material and results compared against a calibrated secondary source.
- "Displayed Reading" denotes the figure shown on item under calibration/ checking regardless of equipment precision or significant figures.
- The "Tolerance Limit" mentioned is the acceptance criteria applicable for similar equipment used by Quality Pro Test-Consult Ltd. or quoted from relevant international standards.

--- END OF REPORT ---