Appendix A Master Programme

Activity ID	Activity Name	Original Duration	At Completion Duration	Duration % Complete	Activity % Complete	Remaining Duration	Primary Constraint	Current Start	Current Finish	Late Start	Late Finish	Total Float	M51 Remarks
Project: EP_SP_66_12-WP6D-M51	**Programme for Design and Construction Works WP6D-M51**	2939	2939	53.05%		1380		22-Nov-17 A	08-Dec-25	04-Jan-22	11-Jun-26	185	
WBS: EP_SP_66_12-WP6D-M51.01	**Key Dates**	2939	2939	67.81%		946		22-Nov-17 A	08-Dec-25	28-Feb-22	11-Jun-26	185	
WBS: EP_SP_66_12-WP6D-M51.01.1	**Contractual Key Dates**	2815	2815	86.68%		375		22-Nov-17 A	06-Aug-25	28-Feb-22	06-Aug-25	0	
WBS: EP_SP_66_12-WP6D-M51.01.1.1	**Design and Construction Phase**	2759	2759	88.44%		319		22-Nov-17 A	11-Jun-25	28-Feb-22	11-Jun-25	0	
01-1000	Contract Award/Date of Acceptance of Tender	0	0	100%	100%	0	Mandatory Start	22-Nov-17 A		28-Feb-22			
01-1010	Date of Commencement of the Design and the Works	0	0	100%	100%	0	Mandatory Start	15-Dec-17 A		28-Feb-22			
01-1015(3)(M12)	Original Substantial Completion of the Works	0	0	0%	0%	0	Mandatory Finish		27-Jul-24*		27-Jul-24	0	
01-1020	Extended Substantial Completion of The Works	0	0	0%	0%	0	Mandatory Finish		11-Jun-25*		11-Jun-25	0	
WBS: EP_SP_66_12-WP6D-M51.01.1.3	**Extension of Time Granted**	319	319	0%		319		27-Jul-24	11-Jun-25	27-Jul-24	11-Jun-25	0	
01-1015-1(3)(M12)	Extension of time granted (Claim No.1 to No.72) *Claim No.9 excluded	319	319	0%	0%	319		27-Jul-24	11-Jun-25	27-Jul-24	11-Jun-25	0	
WBS: EP_SP_66_12-WP6D-M51.01.1.2	**Operation Phase**	56	56	0%		56		12-Jun-25	06-Aug-25	12-Jun-25	06-Aug-25	0	
01-1030	Commencement of Operation	0	0	0%	0%	0		12-Jun-25		12-Jun-25		0	
01-1230	Issue Certificate of Completion of the Works (56 days after Substantial Completion)	0	0	0%	0%	0	Finish On		06-Aug-25*		06-Aug-25	0	
WBS: EP_SP_66_12-WP6D-M51.01.2	**Planned Completion Dates**	820	820	0%		820		10-Sep-23	08-Dec-25	30-Sep-23	08-Dec-25	0	
01-1030(5a)	Grid Connection Agreement (GCA)	0	0	0%	0%	0	As Late As Possil		31-Oct-23		31-Oct-23	0	
01-1040	Incoming Power Energization to IWMF Substation	0	0	0%	0%	0	Finish On		31-Oct-24*		30-Oct-24	0	
01-1050	Export Power to Grid	0	0	0%	0%	0	Finish On or After		31-Oct-24*		17-Jan-25	79	
01-1060	Issuance of FS Certificate	0	0	0%	0%	0			30-Sep-24		11-Dec-24	72	
01-1070	Completion of Civil Provision for Transmission	0	0	0%	0%	0	Finish On or Befor		10-Sep-23*		30-Sep-23	20	
01-1080	Commencement of C1.3.4.11 System Commissioning Test	0	0	0%	0%	0		05-Feb-25		12-Dec-24		-55	
01-1090	Completion of C1.3.4.11 System Commission Test	0	0	0%	0%	0			27-Feb-25		03-Jan-25	-55	
01-1100	Physical Completion of 90 Days Plant Commissioning Test Works	0	0	0%	0%	0			11-Jun-25		21-May-25	-21	
01-1110(3)(M15)	Planned Substantial Completion of the Works	0	0	0%	0%	0			05-Aug-25		11-Jun-25	-55	
01-1110-1(5a)	Completion of 180 Days for Installation, T&C of CCTV System and Onshore Power System at Portion	0	0	0%	0%	0	Finish On or Befor		08-Dec-25*		08-Dec-25	0	
WBS: EP_SP_66_12-WP6D-M51.01.3	**Dates of Site Pocessions**	2736	2735	72%		766		15-Dec-17 A	12-Jun-25	02-Mar-22	11-Jun-26	365	
01-1120	Possession of Portion 1	0	0	100%	100%	0			15-Dec-17 A		02-Mar-22		
01-1130	Possession of Portion 1A	0	0	100%	100%	0			15-Dec-17 A		02-Mar-22		
01-1140	Possession of Portion 1B	0	0	100%	100%	0			15-Dec-17 A		02-Mar-22		
01-1150	Possession of Portion 2	0	0	0%	0%	0		12-Jun-25		12-Jun-25		0	
01-1160	Possession of Portion 3	0	0	0%	0%	0	As Late As Possil		07-May-23		09-May-23	2	
01-1170	Possession of Portion 4	0	0	0%	0%	0	As Late As Possil		07-May-23		09-May-23	2	
01-1180	Possession of Portion 5	0	0	0%	0%	0	As Late As Possil		07-May-23		09-May-23	2	
01-1190	Possession of Portion 6	0	0	0%	0%	0	Start On or After	01-Dec-24*		12-Dec-24		11	
01-1200	Possession of Portion 7	0	0	100%	100%	0	Finish On or Befor		05-Jan-18 A		11-Jun-25		
01-1210	Possession of Portion 7A	0	0	100%	100%	0	Finish On or Befor		07-Dec-18 A		11-Jun-25		
01-1210(5a)	Possession of Portion 8	0	0	100%	100%	0		29-Apr-20 A		11-Jun-26			
WBS: EP_SP_66_12-WP6D-M51.02	**Contract Preliminaries**	56	56	0%		56		14-Mar-22	08-May-22	07-May-22	01-Jul-22	54	
WBS: EP_SP_66_12-WP6D-M51.02.1	**Employer's Accommodations**	56	56	0%		56		14-Mar-22	08-May-22	07-May-22	01-Jul-22	54	
02-1020	Establishment of Employer's On Island Temporary Accommodation	56	56	0%	0%	56	Finish On or Befor	14-Mar-22	08-May-22*	07-May-22	01-Jul-22	54	
WBS: EP_SP_66_12-WP6D-M51.03	**Licence/Permit Applications**	2120	2255	43.4%		1200		10-Apr-19 A	11-Jun-25	25-Feb-22	11-Jun-25	0	
WBS: EP_SP_66_12-WP6D-M51.03.1	**License/Permit for Construction**	2120	2141	43.4%		1200		02-Aug-19 A	11-Jun-25	28-Feb-22	11-Jun-25	0	
03-1360(2)	CNP for 24Hrs	2120	2141	43.4%	43.4%	1200		02-Aug-19 A	11-Jun-25	28-Feb-22	11-Jun-25	0	
03-1370_1(M34)	Landscape and Visual Plan	180	730	61.67%	61.67%	69		08-May-20	07-May-22	14-Mar-22	21-May-22	14	
WBS: EP_SP_66_12-WP6D-M51.03.2	**DG Licence**	30	30	0%		30		13-Apr-22	12-May-22	03-May-22	01-Jun-22	20	
WBS: EP_SP_66_12-WP6D-M51.03.2.1	**Day Tank & Fuel Oil Storage (Cat 5)**	30	30	0%		30		13-Apr-22	12-May-22	03-May-22	01-Jun-22	20	
03-1400	General Building Plans and FSI Provision Design Submission to FSD (Cat 5)	30	30	0%	0%	30		13-Apr-22	12-May-22	03-May-22	01-Jun-22	20	
WBS: EP_SP_66_12-WP6D-M51.03.4	**Fire Services Installations (FSI) Certificatie**	820	1145	89.02%		90		10-Apr-19 A	28-May-22	25-Feb-22	18-May-22	-10	
WBS: EP_SP_66_12-WP6D-M51.03.4.3	**Fire Engineering Report**	760	1085	96.05%		30		10-Apr-19 A	29-Mar-22	25-Feb-22	19-Mar-22	-10	
05-3000	Perparation and Submission of Fire Engineering Report to FSD	550	1064	98.36%	98.36%	9		10-Apr-19 A	08-Mar-22	25-Feb-22	05-Mar-22	-3	
05-4450	Approval of Fire Engineering Report by FSD	0	0	0%	0%	0			29-Mar-22		19-Mar-22	-10	
WBS: EP_SP_66_12-WP6D-M51.03.4.1	**Fire Services Installations Certificate Inspection**	60	60	0%		60		30-Mar-22	28-May-22	20-Mar-22	18-May-22	-10	
03-1550-1(6D)	Submission of GBP, VAC, SPS, SES and FSI Provision Design	60	60	0%	0%	60		30-Mar-22	28-May-22	20-Mar-22	18-May-22	-10	
WBS: EP_SP_66_12-WP6D-M51.04	**General Submissions**	14	14	0%		14		28-Feb-22	13-Mar-22	23-Apr-22	06-May-22	54	
WBS: EP_SP_66_12-WP6D-M51.04.3	**Accommodation Plans**	14	14	0%		14		28-Feb-22	13-Mar-22	23-Apr-22	06-May-22	54	
04-1030	Submission of Employer on Island Temporary Accommodation Plan	14	14	0%	0%	14		28-Feb-22	13-Mar-22	23-Apr-22	06-May-22	54	
WBS: EP_SP_66_12-WP6D-M51.05	**Design Submissions**	1384	1598	85.91%		195		27-Apr-18 A	10-Sep-22	26-Jan-22	04-Sep-22	-6	
WBS: EP_SP_66_12-WP6D-M51.05.3	**General Building Plan**	302	452	80.13%		60		03-Mar-21 A	28-May-22	03-Apr-22	01-Jun-22	4	
04-1600(M42)	Process Building & Wastewater Treatment Plant	135	330	77.78%	77.78%	30		03-Jun-21 A	28-Apr-22	03-May-22	01-Jun-22	34	
04-1610(M42)	Turbin Hall Building	135	422	77.78%	77.78%	30		03-Mar-21 A	28-Apr-22	03-May-22	01-Jun-22	34	
04-1620(M42)	Compressor & CCCW Building	135	422	77.78%	77.78%	30		03-Mar-21 A	28-Apr-22	03-May-22	01-Jun-22	34	
04-1630(M42)	Chimney	135	422	77.78%	77.78%	30		03-Mar-21 A	28-Apr-22	03-May-22	01-Jun-22	34	
04-1640(M42)	Mechanical Treatment Plant & Water Treatment Plant	135	330	77.78%	77.78%	30		03-Jun-21 A	28-Apr-22	03-May-22	01-Jun-22	34	
04-1650(M42)	Reception Pavilion	135	330	77.78%	77.78%	30		03-Jun-21 A	28-Apr-22	03-May-22	01-Jun-22	34	
04-1660(M42)	Administration Building and Viewing Gallery	135	330	77.78%	77.78%	30		03-Jun-21 A	28-Apr-22	03-May-22	01-Jun-22	34	
04-1670(M42)	Elevated Drive Way and Associated Structures	135	422	77.78%	77.78%	30		03-Mar-21 A	28-Apr-22	03-May-22	01-Jun-22	34	

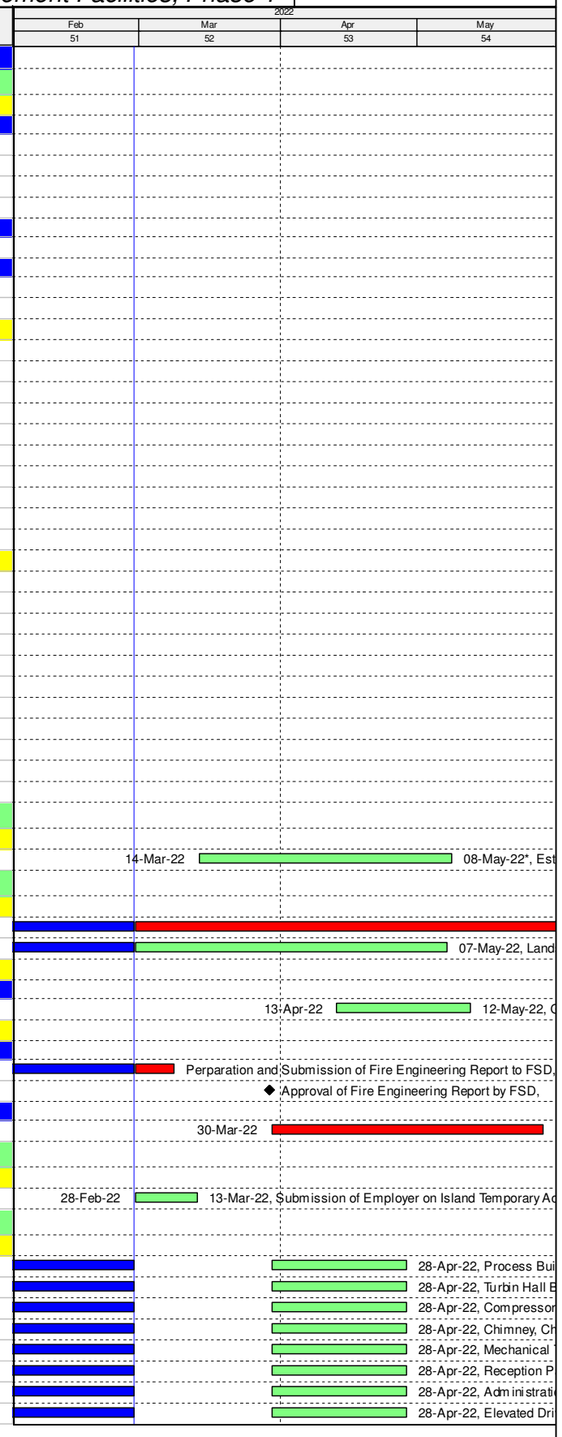

3-Month Rolling Programme (February 2022)

Remaining Work
Actual Work
Critical Remaining Work
Milestone
Actual Milestone
Critical Milestone

Activity ID	Activity Name	Original Duration	At Completion Duration	Duration % Complete	Activity % Complete	Remaining Duration	Primary Constraint	Current Start	Current Finish	Late Start	Late Finish	Total Float	M51 Remarks
04-1680(M42)	IWMF Substation	135	422	77.78%	77.78%	30		03-Mar-21 A	28-Apr-22	03-May-22	01-Jun-22	34	
04-1690(M46)	ACC Equipment Structure	30	30	0%	0%	30		30-Mar-22	28-Apr-22	03-May-22	01-Jun-22	34	
04-1700	Vessel Offloading Point	60	60	0%	0%	60		30-Mar-22	28-May-22	03-Apr-22	01-Jun-22	4	
04-1710	Vehicle Fuel Filling Station	60	60	0%	0%	60		30-Mar-22	28-May-22	03-Apr-22	01-Jun-22	4	
04-1720	Fuel Filling Kiosk	60	60	0%	0%	60		30-Mar-22	28-May-22	03-Apr-22	01-Jun-22	4	
04-1730	Weighbridge	60	60	0%	0%	60		30-Mar-22	28-May-22	03-Apr-22	01-Jun-22	4	
04-1740	Seawater Intake Structure	60	60	0%	0%	60		30-Mar-22	28-May-22	03-Apr-22	01-Jun-22	4	
WBS: EP_SP_66_12-WP6D-M51.05.01 AIP Design Package Submissions		1294	1508	91.89%		105		27-Apr-18 A	12-Jun-22	05-Feb-22	20-Aug-22	69	
WBS: EP_SP_66_12-WP6D-M51.05.01.01 AIP Process and Layout Design (2.1)		105	105	0%		105		28-Feb-22	12-Jun-22	08-Mar-22	20-Jun-22	8	
WBS: EP_SP_66_12-WP6D-M51.05.01.01.2 MSW treatment process design for mechanical treatment (2.1.02)		105	105	0%		105		28-Feb-22	12-Jun-22	08-Mar-22	20-Jun-22	8	
05-1090	Mechanical Treatment Plant	105	105	0%	0%	105		28-Feb-22	12-Jun-22	08-Mar-22	20-Jun-22	8	
WBS: EP_SP_66_12-WP6D-M51.05.01.02 AIP Ground Treatment, Reclamation, Seawall, Breakwater, Berth (2.2)		363	641	75.21%		90		26-Aug-20 A	28-May-22	15-Feb-22	15-May-22	-13	
05-2970	Onshore crane Facility (2.2.11)	90	90	0%	0%	90		28-Feb-22	28-May-22	15-Feb-22	15-May-22	-13	
05-2980	Onshore vessel power supply system (2.2.12)	135	581	77.78%	65%	30		26-Aug-20 A	29-Mar-22	02-Mar-22	31-Mar-22	2	
WBS: EP_SP_66_12-WP6D-M51.05.01.03 AIP Incineration Plant Buildings (2.3)		1294	1508	91.89%		105		27-Apr-18 A	12-Jun-22	18-Feb-22	20-Aug-22	69	
WBS: EP_SP_66_12-WP6D-M51.05.01.03.1 General Layout Drawings and Fire Saftey Strategy (2.3.00)		1249	1463	95.2%		60		27-Apr-18 A	28-Apr-22	18-Feb-22	01-Jun-22	34	
04-1700(M46)	Gate House and miscellaneous	30	30	0%	0%	30		28-Feb-22	29-Mar-22	18-Feb-22	19-Mar-22	-10	
05-1210	Process Building & Wastewater Treatment Plant (2.3.00.01 & 2.5.00.01)	105	695	71.43%	45%	30		04-May-20	29-Mar-22	03-Apr-22	02-May-22	34	
05-1220	ACC Equipment Structure	60	60	0%	0%	60		28-Feb-22	28-Apr-22	03-Apr-22	01-Jun-22	34	
05-1620	Chimney (2.3.00.05)	105	303	71.43%	25%	30		31-May-21	29-Mar-22	03-May-22	01-Jun-22	64	
05-1640	Mechanical Treatment Plant & Water Treatment Plant (2.4.00 & 2.6.00)	105	1330	42.86%	45%	60		07-Sep-18 A	28-Apr-22	03-Apr-22	01-Jun-22	34	
05-2020	Administration Building and Viewing Gallery (2.7.00)	135	1365	55.56%	65%	60		03-Aug-18 A	28-Apr-22	03-Apr-22	01-Jun-22	34	
05-2640	IWMF Site Wide Architectural Details (2.9.00)	105	327	80.95%	5%	20		27-Apr-21 A	19-Mar-22	14-Mar-22	02-Apr-22	14	
05-3020	Site Master Layout Plan and Plant Layout (2.1.06)	105	1403	100%	65%	0		27-Apr-18 A	28-Feb-22	23-Mar-22	23-Mar-22	24	
WBS: EP_SP_66_12-WP6D-M51.05.01.03.2 Foundation design (2.3.01)		135	516	77.78%		30		30-Oct-20 A	29-Mar-22	03-May-22	01-Jun-22	64	
05-3090	Reception Pavilion	135	516	77.78%	5%	30		30-Oct-20 A	29-Mar-22	03-May-22	01-Jun-22	64	
WBS: EP_SP_66_12-WP6D-M51.05.01.03.3 Structural design (2.3.02)		105	225	57.14%		45		01-Sep-21 A	13-Apr-22	13-May-22	26-Jun-22	74	
05-1350	Reception Pavilion Structural Design	105	225	57.14%	5%	45		01-Sep-21 A	13-Apr-22	13-May-22	26-Jun-22	74	
WBS: EP_SP_66_12-WP6D-M51.05.01.03.7 Building services design (excluding fire services installation design) (2.3.06)		1287	1433	91.84%		105		11-Jul-18 A	12-Jun-22	21-Feb-22	20-Aug-22	69	
05-1550	Electrical Services and Lighting	150	1145	100%	25%	0		10-Jan-19 A	28-Feb-22	21-Feb-22	21-Feb-22	-6	
05-1560	MVAC (6 Packages)	105	1205	42.86%	25%	60		10-Jan-19 A	28-Apr-22	08-Apr-22	06-Jun-22	39	
05-1570	Odour Control	135	1388	55.56%	25%	60		11-Jul-18 A	28-Apr-22	08-Apr-22	06-Jun-22	39	
05-1580	Plumbing (7 Packages)	210	1200	71.43%	25%	60		15-Jan-19 A	28-Apr-22	30-Mar-22	28-May-22	30	
05-1590	Drainage (7 Packages)	135	1200	55.56%	25%	60		15-Jan-19 A	28-Apr-22	28-Feb-22	28-Apr-22	0	
05-1600	ELV (7 Packages)	135	1205	55.56%	25%	60		10-Jan-19 A	28-Apr-22	24-Mar-22	22-May-22	24	
05-1610	Lifts and Escalators (2 Packages)	135	851	55.56%	5%	60		30-Dec-19 A	28-Apr-22	07-Mar-22	05-May-22	7	
05-1630	Building Management System (BMS)	135	744	77.78%	45%	30		16-Mar-20 A	29-Mar-22	06-May-22	04-Jun-22	67	
05-1770	Vehicle & Container Wash System	105	105	0%	0%	105		28-Feb-22	12-Jun-22	08-May-22	20-Aug-22	69	
05-1770-1(M20)	Water Cannon System	135	993	100%	45%	0		11-Jun-19 A	28-Feb-22	23-Mar-22	23-Mar-22	24	
WBS: EP_SP_66_12-WP6D-M51.05.01.3 AIP Fire services installation design (2.3.05)		384	1182	93.75%		24		28-Dec-18 A	23-Mar-22	24-Feb-22	19-Mar-22	-4	
WBS: EP_SP_66_12-WP6D-M51.05.01.3.1 Process Building (2.3.05.01)		135	1169	82.22%		24		10-Jan-19 A	23-Mar-22	24-Feb-22	19-Mar-22	-4	
05-1510	Fire Systems	105	1169	77.14%	5%	24		10-Jan-19 A	23-Mar-22	24-Feb-22	19-Mar-22	-4	
05-1530	FS schematics	135	1155	92.59%	5%	10		10-Jan-19 A	09-Mar-22	28-Feb-22	09-Mar-22	0	
WBS: EP_SP_66_12-WP6D-M51.05.01.3.3 Turbine Hall Building (2.3.05.03)		105	1182	77.14%		24		28-Dec-18 A	23-Mar-22	24-Feb-22	19-Mar-22	-4	
05-5400	Fire Systems (2.3.05.03.01)	105	1182	77.14%	5%	24		28-Dec-18 A	23-Mar-22	24-Feb-22	19-Mar-22	-4	
05-5420-1(M22)	FS schematics (2.3.05.03.03)	90	1182	73.33%	5%	24		28-Dec-18 A	23-Mar-22	24-Feb-22	19-Mar-22	-4	
WBS: EP_SP_66_12-WP6D-M51.05.01.3.5 Elevated Drive Way and Associated Structures (2.3.05.05)		180	829	86.67%		24		16-Dec-19 A	23-Mar-22	24-Feb-22	19-Mar-22	-4	
05-5445(M22)	Fire Systems	180	829	86.67%	5%	24		16-Dec-19 A	23-Mar-22	24-Feb-22	19-Mar-22	-4	
05-5450-1(M22)	FS schematics	135	829	82.22%	5%	24		16-Dec-19 A	23-Mar-22	24-Feb-22	19-Mar-22	-4	
WBS: EP_SP_66_12-WP6D-M51.05.01.3.6 Reception Pavilion (2.3.05.06)		270	902	91.11%		24		04-Oct-19 A	23-Mar-22	24-Feb-22	19-Mar-22	-4	
05-5460(M22)	Fire Systems (2.3.05.06.01)	270	902	91.11%	5%	24		04-Oct-19 A	23-Mar-22	24-Feb-22	19-Mar-22	-4	
05-5470-1(M22)	FS schematics (2.3.05.06.03)	135	902	82.22%	5%	24		04-Oct-19 A	23-Mar-22	24-Feb-22	19-Mar-22	-4	
WBS: EP_SP_66_12-WP6D-M51.05.01.3.7 Compressor & Closed Circuit (2.3.05.07)		140	925	82.86%		24		11-Sep-19 A	23-Mar-22	24-Feb-22	19-Mar-22	-4	
05-5480-1(M22)	Fire Systems (2.3.05.07.01)	140	925	82.86%	5%	24		11-Sep-19 A	23-Mar-22	24-Feb-22	19-Mar-22	-4	
05-5490-1(M22)	FS schematics (2.3.05.07.03)	135	925	82.22%	5%	24		11-Sep-19 A	23-Mar-22	24-Feb-22	19-Mar-22	-4	
WBS: EP_SP_66_12-WP6D-M51.05.01.04 AIP Mechanical Treatment Plant Building (2.4)		1140	1181	90.79%		105		20-Mar-19 A	12-Jun-22	24-Feb-22	20-Jun-22	8	
05-1650	Foundation design (2.4.01)	135	1027	55.56%	5%	60		07-Jul-19 A	28-Apr-22	15-Apr-22	13-Jun-22	46	
05-1670	Electrical and instrumentation works design (2.4.03)	105	105	0%	0%	105		28-Feb-22	12-Jun-22	08-Mar-22	20-Jun-22	8	
05-1680	Mechanical works design (2.4.04)	90	97	53.33%	0%	42		04-Jan-22 A	10-Apr-22	28-Feb-22	10-Apr-22	0	
05-1690	Fire services installation design (2.4.05) (3 Packages)	135	1100	82.22%	5%	24		20-Mar-19 A	23-Mar-22	24-Feb-22	19-Mar-22	-4	
WBS: EP_SP_66_12-WP6D-M51.05.01.04.7 Building services design (excluding fire services installation design) (2.4.06)		1081	1136	94.45%		60		20-Mar-19 A	28-Apr-22	28-Feb-22	06-Jun-22	39	
05-1700	LV and Emergency Power Distribution Design	135	1115	71.11%	25%	39		20-Mar-19 A	07-Apr-22	28-Feb-22	07-Apr-22	0	
05-1710	MVAC	135	1131	55.56%	5%	60		25-Mar-19 A	28-Apr-22	08-Apr-22	06-Jun-22	39	
05-1720	Odour Control	105	139	42.86%	5%	60		11-Dec-21 A	28-Apr-22	08-Apr-22	06-Jun-22	39	
05-1730	Plumbing	135	1121	66.67%	25%	45		20-Mar-19 A	13-Apr-22	28-Feb-22	13-Apr-22	0	
05-1740	Drainage	135	1121	66.67%	5%	45		20-Mar-19 A	13-Apr-22	28-Feb-22	13-Apr-22	0	
05-1750	ELV	135	1136	55.56%	25%	60		20-Mar-19 A	28-Apr-22	24-Mar-22	22-May-22	24	
05-1760	Lifts	135	851	55.56%	5%	60		30-Dec-19 A	28-Apr-22	22-Mar-22	20-May-22	22	



3-Month Rolling Programme (February 2022)

Remaining Work
Actual Work
Critical Remaining Work
Milestone
Actual Milestone
Critical Milestone

Activity ID	Activity Name	Original Duration	At Completion Duration	Duration % Complete	Activity % Complete	Remaining Duration	Primary Constraint	Current Start	Current Finish	Late Start	Late Finish	Total Float	M51 Remarks
05-1760-1(M20)	Building Management System (BMS)	5	255	0%	5%	60		17-Aug-21 A	28-Apr-22	06-Apr-22	04-Jun-22	37	
WBS: EP_SP_66_12-WP6D-M51.05.01.05 AIP Wastewater Treatment Plant (2.5)		1170	1224	92.74%		85		16-Jan-19 A	23-May-22	28-Feb-22	06-Jun-22	14	
05-2790	Fire services installation design (2.5.05)	135	1159	92.59%	5%	10		16-Jan-19 A	19-Mar-22	10-Mar-22	19-Mar-22	0	
WBS: EP_SP_66_12-WP6D-M51.05.01.05.7 Building services design (excluding fire services installation design) (2.5.06)		1170	1224	92.74%		85		16-Jan-19 A	23-May-22	28-Feb-22	06-Jun-22	14	
05-1830	LV and Emergency Power Distribution Design (2.5.06.01)	135	1178	71.11%	25%	39		16-Jan-19 A	07-Apr-22	28-Feb-22	07-Apr-22	0	
05-1840	MVAC (2.5.06.02)	135	1199	55.56%	25%	60		16-Jan-19 A	28-Apr-22	08-Apr-22	06-Jun-22	39	
05-1850	Odour Control (2.5.06.03)	105	265	19.05%	5%	85		01-Sep-21 A	23-May-22	14-Mar-22	06-Jun-22	14	
05-1860	Plumbing (2.5.06.04)	135	1184	66.67%	25%	45		16-Jan-19 A	13-Apr-22	28-Feb-22	13-Apr-22	0	
05-1870	Drainage (2.5.06.05)	135	1184	66.67%	25%	45		16-Jan-19 A	13-Apr-22	28-Feb-22	13-Apr-22	0	
05-1880	ELV (2.5.06.06)	135	1178	71.11%	25%	39		16-Jan-19 A	07-Apr-22	28-Feb-22	07-Apr-22	0	
WBS: EP_SP_66_12-WP6D-M51.05.01.06 AIP Water Treatment Plant Building (2.6)		1095	1166	91.78%		90		20-Mar-19 A	28-May-22	24-Feb-22	20-Aug-22	84	
05-1910	Foundation design (2.6.01)	60	60	0%	0%	60		28-Feb-22	28-Apr-22	15-Apr-22	13-Jun-22	46	
05-1950	Fire services installation design (2.6.05) (3 Packages)	105	1100	77.14%	5%	24		20-Mar-19 A	23-Mar-22	24-Feb-22	19-Mar-22	-4	
WBS: EP_SP_66_12-WP6D-M51.05.01.06.7 Building services design (excluding fire services installation design) (2.6.06)		135	1166	33.33%		90		20-Mar-19 A	28-May-22	24-Mar-22	20-Aug-22	84	
05-1960	Electrical Services and Lighting (2.6.06.01)	135	1136	55.56%	25%	60	Start On or After	20-Mar-19 A	28-Apr-22	24-Mar-22	22-May-22	24	
05-1970	MVAC	135	1161	33.33%	5%	90		25-Mar-19 A	28-May-22	23-May-22	20-Aug-22	84	
05-1990	Plumbing	135	1136	55.56%	25%	60		20-Mar-19 A	28-Apr-22	14-Apr-22	12-Jun-22	45	
05-2000	Drainage	135	1136	55.56%	5%	60		20-Mar-19 A	28-Apr-22	14-Apr-22	12-Jun-22	45	
05-2010	ELV	135	1136	55.56%	25%	60		20-Mar-19 A	28-Apr-22	08-May-22	06-Jul-22	69	
WBS: EP_SP_66_12-WP6D-M51.05.01.07 AIP Administration Building (2.7)		941	999	90.44%		90		03-Sep-19 A	28-May-22	24-Feb-22	21-Jul-22	54	
05-2050	Electrical and instrumentation works design (2.7.03)	90	90	0%	0%	90		28-Feb-22	28-May-22	23-Apr-22	21-Jul-22	54	
05-2060	Fire services installation design (3 Packages) (2.7.04)	135	933	82.22%	5%	24		03-Sep-19 A	23-Mar-22	24-Feb-22	19-Mar-22	-4	
WBS: EP_SP_66_12-WP6D-M51.05.01.07.6 Building services design (excluding fire services installation design) (2.7.05)		227	969	73.57%		60		03-Sep-19 A	28-Apr-22	28-Feb-22	22-May-22	24	
05-2080	MVAC	135	969	55.56%	65%	60		03-Sep-19 A	28-Apr-22	24-Mar-22	22-May-22	24	
05-2130	Lifts and Escalators	135	843	61.48%	5%	52		30-Dec-19 A	20-Apr-22	28-Feb-22	20-Apr-22	0	
WBS: EP_SP_66_12-WP6D-M51.05.01.08 AIP IWMF Substation (2.8)		135	1213	82.22%		24		27-Nov-18 A	23-Mar-22	24-Feb-22	19-Mar-22	-4	
05-2190	Fire services installation design (2.8.05) (2 Packages)	135	1213	82.22%	5%	24		27-Nov-18 A	23-Mar-22	24-Feb-22	19-Mar-22	-4	
WBS: EP_SP_66_12-WP6D-M51.05.01.1 AIP Chimney		1195	1279	92.47%		90		27-Nov-18 A	28-May-22	05-Feb-22	06-Jun-22	9	
05-7390	Fire services installation design	135	1213	82.22%	0%	24		27-Nov-18 A	23-Mar-22	24-Feb-22	19-Mar-22	-4	
WBS: EP_SP_66_12-WP6D-M51.05.01.1.1 Building services design (excluding fire services installation design)		210	251	57.14%		90		20-Sep-21 A	28-May-22	05-Feb-22	06-Jun-22	9	
05-5430(5a)	Electrical Services and Lighting	90	161	100%	5%	0		20-Sep-21 A	28-Feb-22	21-Feb-22	21-Feb-22	-6	
05-5440(5a)	MVAC	90	210	45.56%	5%	49		20-Sep-21 A	17-Apr-22	19-Apr-22	06-Jun-22	50	
05-5450(5a)	Plumbing	90	210	45.56%	5%	49		20-Sep-21 A	17-Apr-22	10-Apr-22	28-May-22	41	
05-5460-1(5a)	Drainage	90	210	45.56%	5%	49		20-Sep-21 A	17-Apr-22	11-Mar-22	28-Apr-22	11	
05-5470(5a)	ELV	90	210	45.56%	5%	49		20-Sep-21 A	17-Apr-22	04-Apr-22	22-May-22	35	
05-5480-2(5a)	Lift	90	90	0%	0%	90		28-Feb-22	28-May-22	05-Feb-22	05-May-22	-23	
05-5490(5a)	Building Management System (BMS)	90	149	72.22%	5%	25		27-Oct-21 A	24-Mar-22	11-May-22	04-Jun-22	72	
WBS: EP_SP_66_12-WP6D-M51.05.01.4 AIP Elevated Drive Way and Associated Structures Foundation		105	1175	71.43%		30		10-Jan-19 A	29-Mar-22	23-Apr-22	22-May-22	54	
WBS: EP_SP_66_12-WP6D-M51.05.01.4.1 Building services design (excluding fire services installation design)		105	1175	71.43%		30		10-Jan-19 A	29-Mar-22	23-Apr-22	22-May-22	54	
05-7090	Electrical Services and Lighting	105	1175	71.43%	5%	30		10-Jan-19 A	29-Mar-22	23-Apr-22	22-May-22	54	
WBS: EP_SP_66_12-WP6D-M51.05.01.09 AIP Air Quality Monitoring Stations (2.9)		90	133	51.11%		44		01-Dec-21 A	12-Apr-22	02-Mar-22	14-Apr-22	2	
05-2250	Design of the Air Quality Monitoring Stations (2.9.01)	90	133	51.11%	51.11%	44		01-Dec-21 A	12-Apr-22	02-Mar-22	14-Apr-22	2	
WBS: EP_SP_66_12-WP6D-M51.05.01.10 AIP Roads and Utilities (2.10)		1081	1343	90.29%		105		09-Oct-18 A	12-Jun-22	13-Feb-22	20-Jul-22	38	
WBS: EP_SP_66_12-WP6D-M51.05.01.10.4 Water supply system design on the Artificial Island (2.10.04)		911	937	90.12%		90		04-Nov-19 A	28-May-22	13-Feb-22	13-May-22	-15	
05-2360	Water Tanks (2.10.04.05)	90	90	0%	0%	90		28-Feb-22	28-May-22	13-Feb-22	13-May-22	-15	
05-2370	External FS Systems (2.10.04.06)	105	847	100%	5%	0		04-Nov-19 A	28-Feb-22	08-Mar-22	08-Mar-22	9	
05-2370-2(M24)	Building Services system for seawater intake (2.10.04.09)	105	749	71.43%	5%	30		11-Mar-20 A	29-Mar-22	14-Apr-22	13-May-22	45	
05-2370-3(5a)	Chemical scrubber system for odour control (2.10.04.10)	105	478	42.86%	25%	60		06-Jan-21 A	28-Apr-22	15-Mar-22	13-May-22	15	
WBS: EP_SP_66_12-WP6D-M51.05.01.10.6 Design of telecommunication and other utilities (2.10.06)		1081	1294	90.29%		105		27-Nov-18 A	12-Jun-22	08-Mar-22	20-Jul-22	38	
05-2430	Site ELV Network System - Navigation aids concept / schematics (2.10.06.06)	105	105	0%	0%	105		28-Feb-22	12-Jun-22	07-Apr-22	20-Jul-22	38	
05-2440	Microwave transmission of FS direct link (2.10.06.07)	105	1219	71.43%	45%	30		27-Nov-18 A	29-Mar-22	21-Apr-22	20-May-22	52	
05-2450	Fuel Handling System concept / schematics (2.10.06.08)	135	826	55.56%	5%	60		24-Jan-20 A	28-Apr-22	07-Apr-22	05-Jun-22	38	
05-3840-1(M22)	Automatic Traffic Control System (ATCS) (2.10.06.12)	90	90	0%	0%	90		28-Feb-22	28-May-22	08-Mar-22	05-Jun-22	8	
WBS: EP_SP_66_12-WP6D-M51.05.01.10.7 Utility ducts/Pipebridges design (2.10.25)		241	1298	75.1%		60		09-Oct-18 A	28-Apr-22	02-Mar-22	05-May-22	7	
WBS: EP_SP_66_12-WP6D-M51.05.01.10.7.3 Layout Plan for Pipe Bridge Network		60	60	0%		60		28-Feb-22	28-Apr-22	02-Mar-22	05-May-22	7	
05-6010	Pipebridge B	60	60	0%	0%	60		28-Feb-22	28-Apr-22	02-Mar-22	30-Apr-22	2	
05-6020	Pipebridge C	60	60	0%	0%	60		28-Feb-22	28-Apr-22	07-Mar-22	05-May-22	7	
WBS: EP_SP_66_12-WP6D-M51.05.01.10.7.2 Structure Plan for Pipe Bridge		135	1298	55.56%		60		09-Oct-18 A	28-Apr-22	02-Mar-22	05-May-22	7	
05-6070	Pipebridge B	90	1298	33.33%	5%	60		09-Oct-18 A	28-Apr-22	02-Mar-22	30-Apr-22	2	
05-6080	Pipebridge C	135	1298	55.56%	5%	60		09-Oct-18 A	28-Apr-22	07-Mar-22	05-May-22	7	
WBS: EP_SP_66_12-WP6D-M51.05.01.11 AIP Architectural, Finishes and Landscaping Works (2.11)		606	790	85.15%		90		30-Mar-20 A	28-May-22	21-Feb-22	05-Jul-22	38	
WBS: EP_SP_66_12-WP6D-M51.05.01.11.1 External and internal finishes design		560	775	86.61%		75		30-Mar-20 A	13-May-22	06-Mar-22	05-Jul-22	53	
05-2510	External and internal finishes design for Incineration Plant Building (2.11.01)	105	682	83.81%	5%	17		04-May-20	16-Mar-22	06-Mar-22	22-Mar-22	6	
05-2520	External and internal finishes design for ACC Equipment Yard	75	75	0%	0%	75		28-Feb-22	13-May-22	22-Apr-22	05-Jul-22	53	
05-2530	External and internal finishes design for Turbine Hall Building	105	695	71.43%	5%	30		04-May-20	29-Mar-22	28-Apr-22	27-May-22	59	
05-2540	External and internal finishes design for CCCW Building	105	695	71.43%	5%	30		04-May-20	29-Mar-22	31-Mar-22	29-Apr-22	31	
05-2550	External and internal finishes design for Chimney	60	60	0%	5%	60		28-Feb-22	28-Apr-22	28-Apr-22	26-Jun-22	59	
05-2560	External and internal finishes design for Reception Pavilion	105	730	71.43%	5%	30		30-Mar-20 A	29-Mar-22	28-May-22	26-Jun-22	89	

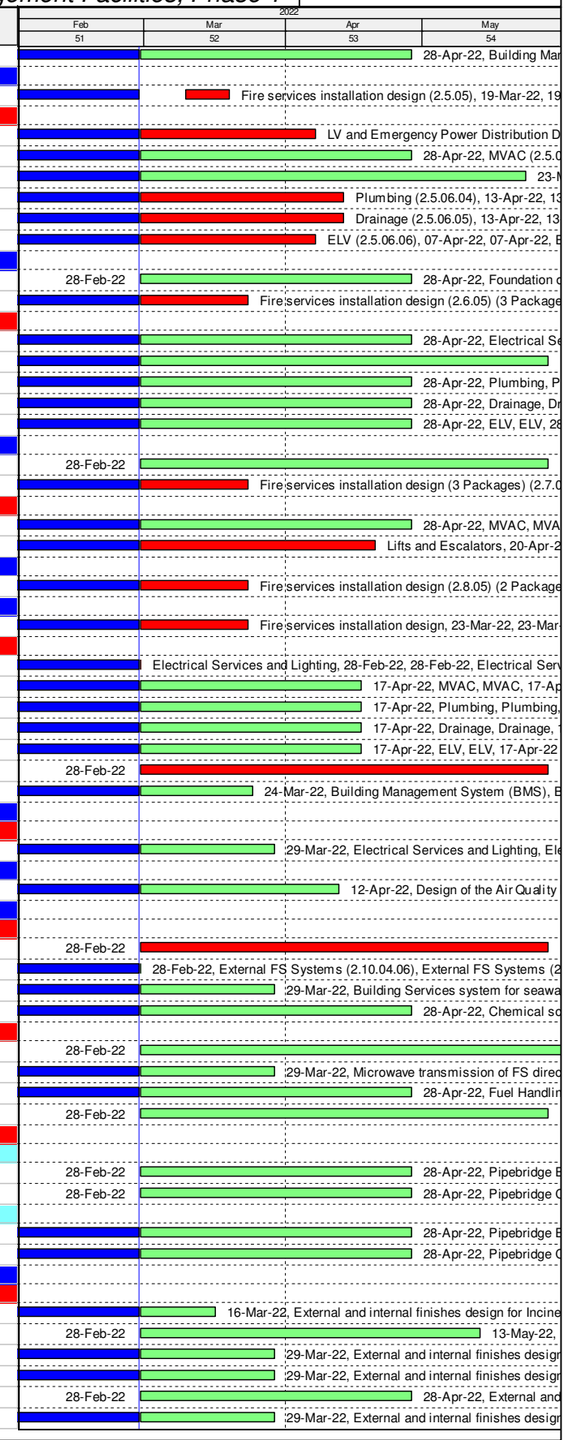

3-Month Rolling Programme (February 2022)

Remaining Work
Actual Work
Critical Remaining Work
Milestone
Actual Milestone
Critical Milestone

Activity ID	Activity Name	Original Duration	At Completion Duration	Duration % Complete	Activity % Complete	Remaining Duration	Primary Constraint	Current Start	Current Finish	Late Start	Late Finish	Total Float	M51 Remarks
05-2570	External and internal finishes design for MT Plant Building (2.11.02)	105	702	71.43%	5%	30		27-Apr-20 A	29-Mar-22	28-May-22	26-Jun-22	89	
05-2580	External and internal finishes design for the Wastewater Treatment Plant (2.11.03)	105	695	71.43%	25%	30		04-May-20	29-Mar-22	28-May-22	26-Jun-22	89	
05-2590	External and internal finishes design for the Water Treatment Plant Building (2.11.04)	105	337	71.43%	25%	30		27-Apr-21 A	29-Mar-22	28-May-22	26-Jun-22	89	
05-2600	External and internal finishes design for the Administration Building (2.11.05)	105	702	71.43%	5%	30		27-Apr-20 A	29-Mar-22	28-May-22	26-Jun-22	89	
05-2610	External and internal finishes design for the IWMF Substation (2.11.06)	105	730	71.43%	45%	30		30-Mar-20 A	29-Mar-22	28-May-22	26-Jun-22	89	
05-5410	External and internal finishes design for Elevated Driveway	105	695	71.43%	25%	30		04-May-20	29-Mar-22	28-May-22	26-Jun-22	89	
WBS: EP_SP_66_12-WP6D-M51.05.01.11.7 Landscaping Works (2.11.07)		**180**	**721**	**66.67%**		**60**		**08-May-20**	**28-Apr-22**	**07-May-22**	**05-Jul-22**	**68**	
05-2620	Landscape Masterplan & Landscape Design for Water Feature (2.11.07.01)	105	679	42.86%	5%	60		19-Jun-20 A	28-Apr-22	07-May-22	05-Jul-22	68	
05-2920_1(M34)	Landscape Architectural Design for Turbine Hall Building (2.11.07.04)	105	721	42.86%	5%	60		08-May-20	28-Apr-22	07-May-22	05-Jul-22	68	
05-2920_2(M34)	Landscape Architectural Design for Reception Pavilion (2.11.07.06)	105	721	42.86%	5%	60		08-May-20	28-Apr-22	07-May-22	05-Jul-22	68	
05-2920_3(M34)	Landscape Architectural Design for MT Plant Building and Water Treatment Plant Building (2.11.07.07	105	721	42.86%	5%	60		08-May-20	28-Apr-22	07-May-22	05-Jul-22	68	
05-2920_4(M34)	Landscape Architectural Design for Administration Building (2.11.07.08)	105	721	42.86%	5%	60		08-May-20	28-Apr-22	07-May-22	05-Jul-22	68	
05-2920_5(M34)	Landscape Architectural Design for IWMF Substation (2.11.07.09)	105	721	42.86%	5%	60		08-May-20	28-Apr-22	07-May-22	05-Jul-22	68	
05-2920_6(M34)	Landscape Architectural Design for Process Building (2.11.07.10)	105	721	42.86%	5%	60		08-May-20	28-Apr-22	07-May-22	05-Jul-22	68	
WBS: EP_SP_66_12-WP6D-M51.05.01.11.11 Facade Structural Design		**149**	**362**	**39.6%**		**90**		**01-Jun-21 A**	**28-May-22**	**21-Feb-22**	**21-May-22**	**-7**	
05-8000(M45)10	Chimney (2.3.14.05.01)	90	302	66.67%	0%	30		01-Jun-21 A	29-Mar-22	22-Apr-22	21-May-22	53	
05-8010(M45)10	IWMF Sub-station	90	302	66.67%	0%	30		01-Jun-21 A	29-Mar-22	22-Apr-22	21-May-22	53	
05-8020(6D)10	Process Building & Wastewater Treatment Plant (2.6.14.01)	90	90	0%	0%	90		28-Feb-22	28-May-22	21-Feb-22	21-May-22	-7	
05-8030(6D)10	Compressor & CCCW Building (2.3.14.04.01)	90	90	0%	0%	90		28-Feb-22	28-May-22	21-Feb-22	21-May-22	-7	
05-8040(6D)10	Reception Pavilion (2.3.14.07.01)	90	90	0%	0%	90		28-Feb-22	28-May-22	21-Feb-22	21-May-22	-7	
05-8050(6D)10	Mechnical Treatment Plant & Desalination Plant Building (2.4.14.01)	90	90	0%	0%	90		28-Feb-22	28-May-22	21-Feb-22	21-May-22	-7	
05-8060(6D)10	Adminstration Building and Viewing Gallery (2.7.12.01)	90	90	0%	0%	90		28-Feb-22	28-May-22	21-Feb-22	21-May-22	-7	
05-8070(6D)10	Turbine Hall Buliding	90	90	0%	0%	90		28-Feb-22	28-May-22	21-Feb-22	21-May-22	-7	
05-8080(6D)10	Elevated Driveway and Associated Structures	90	90	0%	0%	90		28-Feb-22	28-May-22	21-Feb-22	21-May-22	-7	
05-8090(6D)10	Sky Deck near Administration Building Structural Design	90	90	0%	0%	90		28-Feb-22	28-May-22	21-Feb-22	21-May-22	-7	
WBS: EP_SP_66_12-WP6D-M51.05.01.15 AIP Miscellaneous Detailing (2.15)		**90**	**90**	**0%**		**90**		**28-Feb-22**	**28-May-22**	**15-Apr-22**	**13-Jul-22**	**46**	
05-2730	Covered walkway at passenger berth (2.15.02)	90	90	0%	0%	90		28-Feb-22	28-May-22	15-Apr-22	13-Jul-22	46	
05-2740	Gatehouses (2.15.03)	30	30	0%	0%	30		30-Mar-22	28-Apr-22	03-May-22	01-Jun-22	34	
WBS: EP_SP_66_12-WP6D-M51.05.01.16 AIP Auxiliary Plant Systems (2.16)		**575**	**746**	**84.35%**		**90**		**13-May-20**	**28-May-22**	**04-Mar-22**	**01-Jun-22**	**4**	
05-2760	Maintenance workshops (2.16.01)	90	90	0%	0%	90		28-Feb-22	28-May-22	04-Mar-22	01-Jun-22	4	
05-2770	Vehicle Fuel Filling Station (2.16.02)	90	90	0%	0%	90		28-Feb-22	28-May-22	04-Mar-22	01-Jun-22	4	
05-2780	Stores systems (2.16.03)	90	90	0%	0%	90		28-Feb-22	28-May-22	04-Mar-22	01-Jun-22	4	
05-2780-1(5a)	IWMF Laboratory (2.16.04)	135	716	55.56%	45%	60		13-May-20	28-Apr-22	03-Apr-22	01-Jun-22	34	
05-2780-2(5a)	hoisting systems (2.16.09)	135	560	77.78%	65%	30		16-Sep-20 A	29-Mar-22	03-May-22	01-Jun-22	64	
WBS: EP_SP_66_12-WP6D-M51.05.02 DDA Design Package Submissions		**1330**	**1427**	**85.34%**		**195**		**15-Oct-18 A**	**10-Sep-22**	**26-Jan-22**	**04-Sep-22**	**-6**	
WBS: EP_SP_66_12-WP6D-M51.05.02.01 DDA Process and Layout Design (2.1)		**606**	**766**	**85.15%**		**90**		**23-Apr-20 A**	**28-May-22**	**26-Jan-22**	**21-Jul-22**	**54**	
WBS: EP_SP_66_12-WP6D-M51.05.02.01.1 MSW treatment process design for incineration (2.1.13)		**606**	**766**	**85.15%**		**90**		**23-Apr-20 A**	**28-May-22**	**26-Jan-22**	**09-Jun-22**	**12**	
05-5090	Incineration System (2.1.13.01) (2 Packages)	105	608	71.43%	5%	30		30-Jul-20 A	29-Mar-22	12-Mar-22	10-Apr-22	12	
05-5100	Heat Recovery Boiler (2.1.13.02) (2 Packages)	105	706	71.43%	5%	30		23-Apr-20 A	29-Mar-22	11-Apr-22	10-May-22	42	
05-5120	Leachate Collection and Treatment (2.1.13.05) (2 Packages)	90	90	0%	0%	90		28-Feb-22	28-May-22	26-Jan-22	25-Apr-22	-33	
05-5130	Waste Water Treatment System (2.1.13.06) (2 Packages)	105	434	71.43%	65%	30		20-Jan-21 A	29-Mar-22	09-Apr-22	08-May-22	40	
05-5140	Overall Plan Water Scheme (2.1.13.07)	105	464	42.86%	5%	60		20-Jan-21 A	28-Apr-22	11-Apr-22	09-Jun-22	42	
05-5150	Boiler Feed Water System (2.1.13.03) (2 Packages)	105	596	79.05%	45%	22		03-Aug-20 A	21-Mar-22	19-Apr-22	10-May-22	50	
WBS: EP_SP_66_12-WP6D-M51.05.02.01.2 MSW treatment process design for mechanical treatment (2.1.14)		**105**	**455**	**81.9%**		**19**		**19-Dec-20 A**	**18-Mar-22**	**23-Mar-22**	**10-Apr-22**	**23**	
05-3510	Water Treatment Plant and Boiler Water Treatment (Demin Unit) Plant	105	455	81.9%	5%	19		19-Dec-20 A	18-Mar-22	23-Mar-22	10-Apr-22	23	
WBS: EP_SP_66_12-WP6D-M51.05.02.01.3 Waste heat recovery and Power generation system (2.1.15)		**105**	**511**	**42.86%**		**60**		**04-Dec-20 A**	**28-Apr-22**	**23-May-22**	**21-Jul-22**	**84**	
05-5240	Compressed Air Plants	105	511	42.86%	25%	60		04-Dec-20 A	28-Apr-22	23-May-22	21-Jul-22	84	
WBS: EP_SP_66_12-WP6D-M51.05.02.01.4 Flue gas treatment process design for incineration (2.1.16)		**105**	**736**	**42.86%**		**60**		**23-Apr-20 A**	**28-Apr-22**	**12-Mar-22**	**10-May-22**	**12**	
05-4660	Flue Gas Treatment System (2 Packages)	105	736	42.86%	45%	60		23-Apr-20 A	28-Apr-22	12-Mar-22	10-May-22	12	
05-4980	Boiler ash and APC residue handling and solidification (2 Packages)	105	698	79.05%	45%	22		23-Apr-20 A	21-Mar-22	19-Apr-22	10-May-22	50	
WBS: EP_SP_66_12-WP6D-M51.05.02.02 DDA Ground Treatment, Reclamation, Seawall, Breakwater, Berth (2.2)		**1315**	**1412**	**86.31%**		**180**		**15-Oct-18 A**	**26-Aug-22**	**07-Mar-22**	**13-Aug-22**	**-13**	
05-3430-2(M37)	Geotechnical Interpretative Report (2.2.02.02)	105	1257	76.19%	65%	25		15-Oct-18 A	24-Mar-22	03-May-22	27-May-22	64	
05-3450	Seawall design (2.2.20)	60	1214	83.33%	65%	10		12-Nov-18 A	09-Mar-22	07-Mar-22	16-Mar-22	7	
05-3480	Onshore crane Facility (2.2.23)	90	90	0%	0%	90		29-May-22	26-Aug-22	16-May-22	13-Aug-22	-13	
05-3490	Onshore vessel power supply system (2.2.24)	135	135	0%	0%	135		30-Mar-22	11-Aug-22	01-Apr-22	13-Aug-22	2	
WBS: EP_SP_66_12-WP6D-M51.05.02.03 DDA Incineration Plant Buildings (2.3)		**741**	**1091**	**73.68%**		**195**		**16-Sep-19 A**	**10-Sep-22**	**22-Feb-22**	**26-Aug-22**	**-15**	
WBS: EP_SP_66_12-WP6D-M51.05.02.03.1 General Layout Drawings and Fire Saftey Strategy (2.3.25)		**234**	**440**	**51.28%**		**114**		**28-Apr-21 A**	**11-Jul-22**	**24-Mar-22**	**01-Jul-22**	**-10**	
05-3290	Process Building & Wastewater Treatment Plant	60	60	0%	0%	60		13-May-22	11-Jul-22	03-May-22	01-Jul-22	-10	
05-3520	Site Master Layout Plan and Plant Layout	90	90	0%	0%	90		28-Mar-22	25-Jun-22	24-Mar-22	21-Jun-22	-4	
05-4800	IWMF Site Wide Architectural Details	105	386	42.86%	5%	60		28-Apr-21 A	18-May-22	03-Apr-22	01-Jun-22	14	
WBS: EP_SP_66_12-WP6D-M51.05.02.03.2 Foundation design (2.3.13)		**286**	**370**	**52.8%**		**135**		**08-Jul-21 A**	**12-Jul-22**	**16-Mar-22**	**05-Aug-22**	**24**	
05-3230	ACC Equipment Yard	135	135	0%	0%	135		28-Feb-22	12-Jul-22	24-Mar-22	05-Aug-22	24	
05-3240	Turbin Hall Building	135	295	55.56%	25%	60		08-Jul-21 A	28-Apr-22	18-Mar-22	16-May-22	18	
05-3250	Compressor and CCCW Building	90	83	66.67%	0%	30		06-Jan-22 A	29-Mar-22	16-Mar-22	14-Apr-22	16	
05-3260	Chimney	135	133	77.78%	5%	30		17-Nov-21 A	29-Mar-22	28-Apr-22	27-May-22	59	
WBS: EP_SP_66_12-WP6D-M51.05.02.03.3 Structural design (2.3.14)		**212**	**360**	**50.47%**		**105**		**18-Jun-21 A**	**12-Jun-22**	**19-Mar-22**	**25-Aug-22**	**74**	
05-5330	Process Building	105	105	0%	0%	105		28-Feb-22	12-Jun-22	19-Mar-22	01-Jul-22	19	



3-Month Rolling Programme (February 2022)

Remaining Work
Actual Work
Critical Remaining Work
Milestone
Actual Milestone
Critical Milestone

Activity ID	Activity Name	Original Duration	At Completion Duration	Duration % Complete	Activity % Complete	Remaining Duration	Primary Constraint	Current Start	Current Finish	Late Start	Late Finish	Total Float	M51 Remarks
05-5390	Reception Pavilion Structural Design	105	360	14.29%	5%	90		18-Jun-21 A	12-Jun-22	28-May-22	25-Aug-22	74	
WBS: EP_SP_66_12-WP6D-M51.05.02.03.8 Operation Management System (2.3.15.04)		592	1001	82.26%		105		16-Sep-19 A	12-Jun-22	03-Apr-22	16-Jul-22	34	
05-3390-1(M46)	Control Works Design SCADA & PLC Control System - Hardware Design	105	956	42.86%	65%	60		16-Sep-19 A	28-Apr-22	18-May-22	16-Jul-22	79	
05-3390-2(M46)	Control Works Design SCADA & PLC Control System - Software Design	105	205	42.86%	45%	60		06-Oct-21 A	28-Apr-22	18-May-22	16-Jul-22	79	
05-3390-3(6D)	Control Works Design SCADA & PLC Control System - Functional Description Specification (FDS) c	105	336	0%	65%	105		12-Jul-21 A	12-Jun-22	03-Apr-22	16-Jul-22	34	
05-3390-4(M46)	Electrical Works Design Package 2 (Power Island) - Generator Related Equipment	105	669	42.86%	50%	60		29-Jun-20 A	28-Apr-22	18-May-22	16-Jul-22	79	
05-3390-5(6D)	OMS/SCADA/DCS - Hardware Component Details	105	735	0%	65%	105		08-Jun-20 A	12-Jun-22	03-Apr-22	16-Jul-22	34	
05-3390-6(M46)	OMS/SCADA/DCS - System Networks Details	105	583	42.86%	65%	60		23-Sep-20 A	28-Apr-22	18-May-22	16-Jul-22	79	
05-3390-8(M46)	OMS/SCADA/DCS - OLM Panel Design for Power Island	105	500	42.86%	5%	60		15-Dec-20 A	28-Apr-22	18-May-22	16-Jul-22	79	
05-3420	OMS/SCADA/DCS - 3rd Party System for Power Island & Communication Data Tables for Power Isla	105	205	42.86%	65%	60		06-Oct-21 A	28-Apr-22	18-May-22	16-Jul-22	79	
WBS: EP_SP_66_12-WP6D-M51.05.02.03.5 Mechanical works design (2.3.16)		560	744	65.18%		195		28-Aug-20 A	10-Sep-22	02-Mar-22	20-Aug-22	-21	
WBS: EP_SP_66_12-WP6D-M51.05.02.03.5.1 Plant and Equipment		105	105	0%		105		29-May-22	10-Sep-22	26-Apr-22	08-Aug-22	-33	
05-3650	Leachate collection and treatment	105	105	0%	0%	105		29-May-22	10-Sep-22	26-Apr-22	08-Aug-22	-33	
WBS: EP_SP_66_12-WP6D-M51.05.02.03.5.2 Process Pipeworks (Incl. Ductworks) and Valves		105	609	42.86%		60		28-Aug-20 A	28-Apr-22	02-Mar-22	30-Apr-22	2	
05-4350	Pipe Rack C1, C2, C3, D1 & D2 (Prefab.3)	105	579	71.43%	5%	30		28-Aug-20 A	29-Mar-22	01-Apr-22	30-Apr-22	32	
05-4370	Pipebridge B (Between CCCW Area & Turbine Hall)	105	609	42.86%	5%	60		28-Aug-20 A	28-Apr-22	02-Mar-22	30-Apr-22	2	
05-4380	Pipebridge C (Between Turbine Hall & ACC Equipment Yard)	105	609	42.86%	5%	60		28-Aug-20 A	28-Apr-22	02-Mar-22	30-Apr-22	2	
WBS: EP_SP_66_12-WP6D-M51.05.02.03.5.3 Process steel structure support (For eqipment, piping & duct, cable tray etc)		105	639	14.29%		90		28-Aug-20 A	28-May-22	21-May-22	18-Aug-22	82	
05-3540	Pipe Rack C1, C2, C3, D1 & D2 (Prefab.3)	105	639	14.29%	5%	90		28-Aug-20 A	28-May-22	21-May-22	18-Aug-22	82	
WBS: EP_SP_66_12-WP6D-M51.05.02.03.5.4 Equipment and piping insulation		105	105	0%		105		28-Feb-22	12-Jun-22	08-May-22	20-Aug-22	69	
05-4570	Closed Circuit Cooling Water System	105	105	0%	0%	105		28-Feb-22	12-Jun-22	08-May-22	20-Aug-22	69	
WBS: EP_SP_66_12-WP6D-M51.05.02.03.7 Building services design (excluding fire services installation design) (2.3.18)		150	150	0%		150		28-Feb-22	27-Jul-22	22-Feb-22	26-Aug-22	30	
05-3690	Electrical Services and Lighting (7 Packages)	90	90	0%	0%	90		28-Feb-22	28-May-22	22-Feb-22	22-May-22	-6	
05-3720	Plumbing (7 Packages)	90	90	0%	0%	90		29-Apr-22	27-Jul-22	29-May-22	26-Aug-22	30	
05-3730	Drainage (7 Packages)	90	90	0%	0%	90		29-Apr-22	27-Jul-22	29-Apr-22	27-Jul-22	0	
05-3740	ELV (7 Packages)	90	90	0%	0%	90		29-Apr-22	27-Jul-22	23-May-22	20-Aug-22	24	
05-3750	Lifts and Escalators	90	90	0%	0%	90		29-Apr-22	27-Jul-22	06-May-22	03-Aug-22	7	
05-3780-2(M20)	Water Cannon System	90	90	0%	0%	90		28-Feb-22	28-May-22	24-Mar-22	21-Jun-22	24	
WBS: EP_SP_66_12-WP6D-M51.05.02.7 DDA Fire services installation design (2.3.17)		60	60	0%		60		30-Mar-22	28-May-22	03-Apr-22	01-Jun-22	4	
05-3660	Fire Systems	60	60	0%	0%	60		30-Mar-22	28-May-22	03-Apr-22	01-Jun-22	4	
05-3680	FS schematics	60	60	0%	0%	60		30-Mar-22	28-May-22	03-Apr-22	01-Jun-22	4	
WBS: EP_SP_66_12-WP6D-M51.05.02.04 DDA Mechanical Treatment Plant Building (2.4)		150	150	0%		150		30-Mar-22	26-Aug-22	03-Apr-22	26-Aug-22	0	
05-5210	Fire services installation design (2.4.17)	60	60	0%	0%	60		30-Mar-22	28-May-22	03-Apr-22	01-Jun-22	4	
WBS: EP_SP_66_12-WP6D-M51.05.02.04.7 Building services design (excluding fire services installation design) (2.4.18)		141	141	0%		141		08-Apr-22	26-Aug-22	08-Apr-22	26-Aug-22	0	
05-3850	LV and Emergency Power Distribution Design	135	135	0%	0%	135		08-Apr-22	20-Aug-22	08-Apr-22	20-Aug-22	0	
05-3880	Plumbing	135	135	0%	0%	135		14-Apr-22	26-Aug-22	14-Apr-22	26-Aug-22	0	
05-3890	Drainage	105	105	0%	0%	105		14-Apr-22	27-Jul-22	14-Apr-22	27-Jul-22	0	
05-3900	Lighting and small power	90	90	0%	0%	90		29-Apr-22	27-Jul-22	23-May-22	20-Aug-22	24	
05-3910	Lifts and Escalators	75	75	0%	0%	75		29-Apr-22	12-Jul-22	21-May-22	03-Aug-22	22	
WBS: EP_SP_66_12-WP6D-M51.05.02.05 DDA Wastewater Treatment Plant (2.5)		150	596	0%		150		08-Jan-21 A	26-Aug-22	03-Apr-22	26-Aug-22	0	
05-3950	Electrical and instrumentation works design (2.5.15)	90	370	33.33%	5%	60		24-May-21	28-May-22	15-May-22	13-Jul-22	46	
05-3960	Mechanical works design (2.5.16) (5 Packages)	90	536	0%	5%	90		08-Jan-21 A	27-Jun-22	09-May-22	06-Aug-22	40	
05-3970	Fire services installation design (2.5.17) (2 Packages)	60	60	0%	0%	60		30-Mar-22	28-May-22	03-Apr-22	01-Jun-22	4	
WBS: EP_SP_66_12-WP6D-M51.05.02.05.7 Building services design (excluding fire services installation design) (2.5.18)		141	141	0%		141		08-Apr-22	26-Aug-22	08-Apr-22	26-Aug-22	0	
05-3980	LV and Emergency Power Distribution Design for IWMF Waste Water Treatment Plant	135	135	0%	0%	135		08-Apr-22	20-Aug-22	08-Apr-22	20-Aug-22	0	
05-4010	Plumbing	135	135	0%	0%	135		14-Apr-22	26-Aug-22	14-Apr-22	26-Aug-22	0	
05-4020	Drainage	105	105	0%	0%	105		14-Apr-22	27-Jul-22	14-Apr-22	27-Jul-22	0	
05-4030	ELV	135	135	0%	0%	135		08-Apr-22	20-Aug-22	08-Apr-22	20-Aug-22	0	
WBS: EP_SP_66_12-WP6D-M51.05.02.06 DDA Water Treatment Plant Building (2.6)		124	483	0%		131		01-Apr-21 A	27-Jul-22	03-Apr-22	20-Aug-22	24	
05-4080	Electrical and instrumentation works design (2.6.15)	105	198	42.86%	5%	60		01-Nov-21 A	17-May-22	23-Apr-22	21-Jun-22	35	
05-4090	Mechanical works design (2.6.16)	90	465	0%	5%	90		01-Apr-21 A	09-Jul-22	11-Apr-22	09-Jul-22	0	
05-4100	Fire services installation design (2.6.17)	60	60	0%	0%	60		30-Mar-22	28-May-22	03-Apr-22	01-Jun-22	4	
WBS: EP_SP_66_12-WP6D-M51.05.02.06.7 Building services design (excluding fire services installation design) (2.6.18)		90	90	0%		90		29-Apr-22	27-Jul-22	23-May-22	20-Aug-22	24	
05-4110	Electrical Services and Lighting	90	90	0%	0%	90		29-Apr-22	27-Jul-22	23-May-22	20-Aug-22	24	
WBS: EP_SP_66_12-WP6D-M51.05.02.07 DDA Administration Building (2.7)		165	165	0%		165		28-Feb-22	11-Aug-22	07-Feb-22	04-Sep-22	24	
05-4210	Fire services installation design (2.7.14)	60	60	0%	0%	60		30-Mar-22	28-May-22	03-Apr-22	01-Jun-22	4	
WBS: EP_SP_66_12-WP6D-M51.05.02.07.6 Building services design (excluding fire services installation design) (2.7.15)		165	165	0%		165		28-Feb-22	11-Aug-22	07-Feb-22	04-Sep-22	24	
05-4220	Electrical Services and Lighting	105	105	0%	0%	105		28-Feb-22	12-Jun-22	07-Feb-22	22-May-22	-21	
05-4230	MVAC	105	105	0%	0%	105		29-Apr-22	11-Aug-22	23-May-22	04-Sep-22	24	
05-4250	Plumbing	105	105	0%	0%	105		28-Feb-22	12-Jun-22	14-May-22	26-Aug-22	75	
05-4260	Drainage	105	105	0%	0%	105		28-Feb-22	12-Jun-22	14-Apr-22	27-Jul-22	45	
05-4270	ELV	105	105	0%	0%	105		28-Feb-22	12-Jun-22	08-May-22	20-Aug-22	69	
05-4280	Lifts and Escalators	105	105	0%	0%	105		21-Apr-22	03-Aug-22	21-Apr-22	03-Aug-22	0	
05-4280-1	Building Management System (BMS)	105	105	0%	0%	105		28-Feb-22	12-Jun-22	21-May-22	02-Sep-22	82	
WBS: EP_SP_66_12-WP6D-M51.05.02.08 DDA IWMF Substation (2.8)		135	135	0%		135		28-Feb-22	12-Jul-22	22-Feb-22	26-Aug-22	45	
05-4320	Electrical and instrumentation works design (2.8.15)	90	90	0%	0%	90		28-Feb-22	28-May-22	23-May-22	20-Aug-22	84	
05-4340	Fire services installation design (2.8.17)	60	60	0%	0%	60		30-Mar-22	28-May-22	03-Apr-22	01-Jun-22	4	
WBS: EP_SP_66_12-WP6D-M51.05.02.08.7 Building services design (excluding fire services installation design) (2.8.18)		135	135	0%		135		28-Feb-22	12-Jul-22	22-Feb-22	26-Aug-22	45	

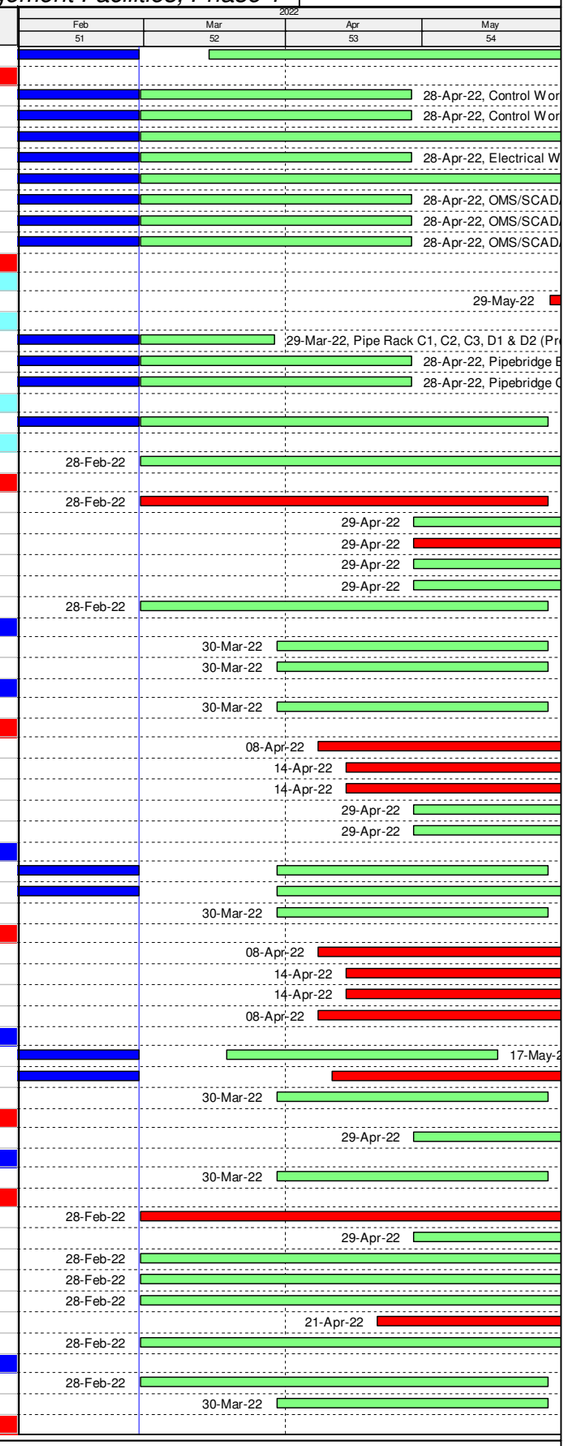

3-Month Rolling Programme (February 2022)

Remaining Work
Actual Work
Critical Remaining Work
Milestone
Actual Milestone
Critical Milestone

Activity ID	Activity Name	Original Duration	At Completion Duration	Duration % Complete	Activity % Complete	Remaining Duration	Primary Constraint	Current Start	Current Finish	Late Start	Late Finish	Total Float	M51 Remarks
05-4990	Electrical Services and Lighting	90	90	0%	0%	90		28-Feb-22	28-May-22	22-Feb-22	22-May-22	-6	
05-5010	Plumbing	135	135	0%	0%	135		28-Feb-22	12-Jul-22	14-Apr-22	26-Aug-22	45	
05-5020	Drainage	105	105	0%	0%	105		28-Feb-22	12-Jun-22	14-Apr-22	27-Jul-22	45	
05-5030	ELV	135	135	0%	0%	135		28-Feb-22	12-Jul-22	08-Apr-22	20-Aug-22	39	
WBS: EP_SP_66_12-WP6D-M51.05.02.9 DDA Air Cool Condensers Equipment (2.3.06)		135	135	0%		135		28-Feb-22	12-Jul-22	22-Feb-22	26-Aug-22	45	
WBS: EP_SP_66_12-WP6D-M51.05.02.9.7 Building services design (excluding fire services installation design) (2.3.06)		135	135	0%		135		28-Feb-22	12-Jul-22	22-Feb-22	26-Aug-22	45	
05-5510	Electrical Services and Lighting	90	90	0%	0%	90		28-Feb-22	28-May-22	22-Feb-22	22-May-22	-6	
05-5520	Plumbing	135	135	0%	0%	135		28-Feb-22	12-Jul-22	14-Apr-22	26-Aug-22	45	
05-5530	ELV	135	135	0%	0%	135		28-Feb-22	12-Jul-22	08-Apr-22	20-Aug-22	39	
WBS: EP_SP_66_12-WP6D-M51.05.02.1 DDA Chimney		180	180	0%		180		28-Feb-22	26-Aug-22	22-Feb-22	26-Aug-22	0	
05-5540-2(6D)	Fire services installation design	60	60	0%	0%	60		30-Mar-22	28-May-22	03-Apr-22	01-Jun-22	4	
WBS: EP_SP_66_12-WP6D-M51.05.02.1.1 Building services design (excluding fire services installation design)		180	180	0%		180		28-Feb-22	26-Aug-22	22-Feb-22	26-Aug-22	0	
05-6000-1(5a)	Electrical Services and Lighting	90	90	0%	0%	90		28-Feb-22	28-May-22	22-Feb-22	22-May-22	-6	
05-6020-1(5a)	Plumbing	90	90	0%	0%	90		18-Apr-22	16-Jul-22	29-May-22	26-Aug-22	41	
05-6030-1(5a)	Drainage	90	90	0%	0%	90		18-Apr-22	16-Jul-22	29-Apr-22	27-Jul-22	11	
05-6040-1(5a)	ELV	90	90	0%	0%	90		18-Apr-22	16-Jul-22	23-May-22	20-Aug-22	35	
05-6050-1(5a)	Lift	90	90	0%	0%	90		29-May-22	26-Aug-22	06-May-22	03-Aug-22	-23	
WBS: EP_SP_66_12-WP6D-M51.05.02.4 DDA Elevated Drive Way and Associated Structures Foundation		120	120	0%		120		28-Feb-22	27-Jun-22	03-Apr-22	20-Aug-22	54	
05-5540-3(6D)	Fire services installation design	60	60	0%	0%	60		30-Mar-22	28-May-22	03-Apr-22	01-Jun-22	4	
WBS: EP_SP_66_12-WP6D-M51.05.02.4.1 Building services design (excluding fire services installation design)		120	120	0%		120		28-Feb-22	27-Jun-22	23-May-22	20-Aug-22	54	
05-5560	Building Management System (BMS)	90	90	0%	0%	90		28-Feb-22	28-May-22	23-May-22	20-Aug-22	84	
05-7240	Electrical Services and Lighting	90	90	0%	0%	90		30-Mar-22	27-Jun-22	23-May-22	20-Aug-22	54	
WBS: EP_SP_66_12-WP6D-M51.05.02.5 DDA Reception Pavilion		90	90	0%		90		28-Feb-22	28-May-22	03-Apr-22	20-Aug-22	84	
05-5540-4(6D)	Fire services installation design	60	60	0%	0%	60		30-Mar-22	28-May-22	03-Apr-22	01-Jun-22	4	
WBS: EP_SP_66_12-WP6D-M51.05.02.5.1 Building services design (excluding fire services installation design)		90	90	0%		90		28-Feb-22	28-May-22	23-May-22	20-Aug-22	84	
05-2130-1	Building Management System (BMS)	90	90	0%	0%	90		28-Feb-22	28-May-22	23-May-22	20-Aug-22	84	
05-7290	Electrical Services and Lighting	90	90	0%	0%	90		28-Feb-22	28-May-22	23-May-22	20-Aug-22	84	
WBS: EP_SP_66_12-WP6D-M51.05.02.6 DDA CCCW Building		90	90	0%		90		28-Feb-22	28-May-22	03-Apr-22	20-Aug-22	84	
05-5540-5(6D)	Fire services installation design	60	60	0%	0%	60		30-Mar-22	28-May-22	03-Apr-22	01-Jun-22	4	
WBS: EP_SP_66_12-WP6D-M51.05.02.6.1 Building services design (excluding fire services installation design)		90	90	0%		90		28-Feb-22	28-May-22	23-May-22	20-Aug-22	84	
05-2130-2	Building Management System (BMS)	90	90	0%	0%	90		28-Feb-22	28-May-22	23-May-22	20-Aug-22	84	
05-7340	Electrical Services and Lighting	90	90	0%	0%	90		28-Feb-22	28-May-22	23-May-22	20-Aug-22	84	
WBS: EP_SP_66_12-WP6D-M51.05.02.09 DDA Air Quality Monitoring Stations (2.9)		90	90	0%		90		13-Apr-22	11-Jul-22	15-Apr-22	13-Jul-22	2	
05-4490	Design of the Air Quality Monitoring Stations (2.9.03)	90	90	0%	0%	90		13-Apr-22	11-Jul-22	15-Apr-22	13-Jul-22	2	
WBS: EP_SP_66_12-WP6D-M51.05.02.10 DDA Roads and Utilities (2.10)		468	702	58.33%		195		09-Oct-20 A	10-Sep-22	04-Mar-22	02-Sep-22	-8	
WBS: EP_SP_66_12-WP6D-M51.05.02.10.2 Sewerage design on the Artificial Island (2.10.14)		135	135	0%		135		28-Feb-22	12-Jul-22	15-Mar-22	27-Jul-22	15	
05-4430	Foul Sewerage	135	135	0%	0%	135		28-Feb-22	12-Jul-22	15-Mar-22	27-Jul-22	15	
05-4440	Contaminated Sewerage	135	135	0%	0%	135		28-Feb-22	12-Jul-22	15-Mar-22	27-Jul-22	15	
WBS: EP_SP_66_12-WP6D-M51.05.02.10.3 Drainage system design on the Artificial Island (2.10.15)		105	164	34.29%		69		25-Nov-21 A	07-May-22	04-Mar-22	11-May-22	4	
05-5320	First Flush Drainage System concept	105	164	34.29%	5%	69		25-Nov-21 A	07-May-22	04-Mar-22	11-May-22	4	
WBS: EP_SP_66_12-WP6D-M51.05.02.10.4 Water supply system design on the Artificial Island (2.10.16)		195	195	0%		195		28-Feb-22	10-Sep-22	09-Mar-22	26-Aug-22	-15	
05-5250	Potable Water Distribution System	105	105	0%	0%	105		28-Feb-22	12-Jun-22	14-May-22	26-Aug-22	75	
05-5260	Recycled Water System	105	105	0%	0%	105		28-Feb-22	12-Jun-22	14-May-22	26-Aug-22	75	
05-5290	Water Tanks	105	105	0%	0%	105		29-May-22	10-Sep-22	14-May-22	26-Aug-22	-15	
05-5300	External FS Systems	105	105	0%	0%	105		28-Feb-22	12-Jun-22	09-Mar-22	21-Jun-22	9	
05-5300-1(M24)	E&M system for seawater intake (2.10.16.07)	105	105	0%	0%	105		28-Feb-22	12-Jun-22	14-May-22	26-Aug-22	75	
05-5300-2(M24)	Building Services system for seawater intake (2.10.16.09)	105	105	0%	0%	105		30-Mar-22	12-Jul-22	14-May-22	26-Aug-22	45	
05-5300-3(5a)	Chemical scrubber system for odour control (2.10.16.10)	105	105	0%	0%	105		29-Apr-22	11-Aug-22	14-May-22	26-Aug-22	15	
WBS: EP_SP_66_12-WP6D-M51.05.02.10.6 Design of telecommunication and other utilities (2.10.18)		135	135	0%		135		28-Feb-22	12-Jul-22	18-Apr-22	02-Sep-22	52	
05-3400 (M21)	Computerised Maintenance Management System (CMMS)	90	90	0%	0%	90		28-Feb-22	28-May-22	18-Apr-22	16-Jul-22	49	
05-3410 (M21)	Information and Document Management System (IDMS)	90	90	0%	0%	90		28-Feb-22	28-May-22	18-Apr-22	16-Jul-22	49	
05-4640	Microwave transmission of FS direct link	105	105	0%	0%	105		30-Mar-22	12-Jul-22	21-May-22	02-Sep-22	52	
WBS: EP_SP_66_12-WP6D-M51.05.02.10.7 Utility ducts/Pipebridges design (2.10.26)		438	672	62.33%		165		09-Oct-20 A	11-Aug-22	17-Mar-22	18-Aug-22	7	
WBS: EP_SP_66_12-WP6D-M51.05.02.10.7.3 Layout Plan for Pipe Bridge Network		211	672	21.8%		165		09-Oct-20 A	11-Aug-22	01-May-22	18-Aug-22	7	
05-7000	Pipe Rack C1, C2, C3, D1 & D2 (Prefab.3)	135	592	37.04%	5%	85		09-Oct-20 A	23-May-22	26-May-22	18-Aug-22	87	
05-7010	Pipebridge B	90	90	0%	0%	90		29-Apr-22	27-Jul-22	01-May-22	29-Jul-22	2	
05-7020	Pipebridge C	105	105	0%	0%	105		29-Apr-22	11-Aug-22	06-May-22	18-Aug-22	7	
WBS: EP_SP_66_12-WP6D-M51.05.02.10.7.1 Foundaion Plan for Pipe Bridge		408	642	66.91%		135		09-Oct-20 A	12-Jul-22	17-Mar-22	18-Aug-22	37	
05-7030	Pipe Rack C1, C2, C3, D1 & D2 (Prefab.3)	135	592	37.04%	5%	85		09-Oct-20 A	23-May-22	26-May-22	18-Aug-22	87	
05-7040	Pipebridge B	135	135	0%	5%	135		28-Feb-22	12-Jul-22	17-Mar-22	29-Jul-22	17	
05-7050	Pipebridge C	135	135	0%	0%	135		28-Feb-22	12-Jul-22	06-Apr-22	18-Aug-22	37	
WBS: EP_SP_66_12-WP6D-M51.05.02.10.7.2 Structure Plan for Pipe Bridge		303	672	45.54%		165		09-Oct-20 A	11-Aug-22	01-May-22	18-Aug-22	7	
05-7060	Pipe Rack C1, C2, C3, D1 & D2 (Prefab.3)	135	592	37.04%	5%	85		09-Oct-20 A	23-May-22	26-May-22	18-Aug-22	87	
05-7070	Pipebridge B	90	90	0%	0%	90		29-Apr-22	27-Jul-22	01-May-22	29-Jul-22	2	
05-7080	Pipebridge C	105	105	0%	0%	105		29-Apr-22	11-Aug-22	06-May-22	18-Aug-22	7	
WBS: EP_SP_66_12-WP6D-M51.05.02.11 DDA Architectural, Finishes and Landscaping Works (2.11)		163	163	0%		163		17-Mar-22	26-Aug-22	23-Mar-22	25-Aug-22	-1	
WBS: EP_SP_66_12-WP6D-M51.05.02.11.1 External and internal finishes design		103	103	0%		103		17-Mar-22	27-Jun-22	23-Mar-22	25-Aug-22	59	
05-4670	External and internal finishes design for Incineration Plant Building (2.11.15)	90	90	0%	0%	90		17-Mar-22	14-Jun-22	23-Mar-22	20-Jun-22	6	



3-Month Rolling Programme (February 2022)

Remaining Work
Actual Work
Critical Remaining Work
Milestone
Actual Milestone
Critical Milestone

Activity ID	Activity Name	Original Duration	At Completion Duration	Duration % Complete	Activity % Complete	Remaining Duration	Primary Constraint	Current Start	Current Finish	Late Start	Late Finish	Total Float	M51 Remarks
05-4690	External and internal finishes design for Turbine Hall Building	90	90	0%	0%	90		30-Mar-22	27-Jun-22	28-May-22	25-Aug-22	59	
05-4700	External and internal finishes design for CCCW Building	90	90	0%	0%	90		30-Mar-22	27-Jun-22	30-Apr-22	28-Jul-22	31	
WBS: EP_SP_66_12-WP6D-M51.05.02.11.10 Facade Structural Design		150	150	0%		150		30-Mar-22	26-Aug-22	22-May-22	19-Aug-22	-7	
05-8000(M45)	Chimney (2.3.14.05.01)	90	90	0%	0%	90		30-Mar-22	27-Jun-22	22-May-22	19-Aug-22	53	
05-8010(M45)	IWMF Sub-station	90	90	0%	0%	90		30-Mar-22	27-Jun-22	22-May-22	19-Aug-22	53	
05-8020(6D)	Process Building & Wastewater Treatment Plant (2.6.14.01)	90	90	0%	0%	90		29-May-22	26-Aug-22	22-May-22	19-Aug-22	-7	
05-8030(6D)	Compressor & CCCW Building (2.3.14.04.01)	90	90	0%	0%	90		29-May-22	26-Aug-22	22-May-22	19-Aug-22	-7	
05-8040(6D)	Reception Pavilion (2.3.14.07.01)	90	90	0%	0%	90		29-May-22	26-Aug-22	22-May-22	19-Aug-22	-7	
05-8050(6D)	Mechnical Treatment Plant & Desalination Plant Building (2.4.14.01)	90	90	0%	0%	90		29-May-22	26-Aug-22	22-May-22	19-Aug-22	-7	
05-8060(6D)	Adminstration Building and Viewing Gallery (2.7.12.01)	90	90	0%	0%	90		29-May-22	26-Aug-22	22-May-22	19-Aug-22	-7	
05-8070(6D)	Turbine Hall Building	90	90	0%	0%	90		29-May-22	26-Aug-22	22-May-22	19-Aug-22	-7	
05-8080(6D)	Elevated Driveway and Associated Structures	90	90	0%	0%	90		29-May-22	26-Aug-22	22-May-22	19-Aug-22	-7	
05-8090(6D)	Sky Deck near Administration Building Structural Design	90	90	0%	0%	90		29-May-22	26-Aug-22	22-May-22	19-Aug-22	-7	
WBS: EP_SP_66_12-WP6D-M51.05.02.12 DDA Testing and Commissioning (2.12)		105	105	0%		105		28-Feb-22	12-Jun-22	06-May-22	18-Aug-22	67	
05-4810	Factory Acceptance Testing plan (2.12.09.01)	105	105	0%	0%	105		28-Feb-22	12-Jun-22	06-May-22	18-Aug-22	67	
WBS: EP_SP_66_12-WP6D-M51.06 Procurement of Major Equipment		818	852	60.39%		324		18-Sep-20 A	17-Jan-23	04-Jan-22	11-Apr-23	84	
WBS: EP_SP_66_12-WP6D-M51.06.1 Off-site Fabrication of Incineration Modules		818	852	60.39%		324		18-Sep-20 A	17-Jan-23	04-Jan-22	11-Apr-23	84	
WBS: EP_SP_66_12-WP6D-M51.06.1.26 Fabrication of Module (TPU)		818	830	63.08%		302		18-Sep-20 A	26-Dec-22	04-Jan-22	09-Mar-23	73	
WBS: EP_SP_66_12-WP6D-M51.06.1.26.M1 Process Island Furnace Boiler line 1		770	810	63.37%		282		18-Sep-20 A	06-Dec-22	04-Jan-22	27-Oct-22	-40	
WBS: EP_SP_66_12-WP6D-M51.06.1.26.M1.9 Structure Fabrication		489	411	89.37%		52		06-Mar-21 A	20-Apr-22	04-Jan-22	26-Mar-22	-25	
06-TPU-1-1040	PFab 1-Line 1 - 2nd Floor Primary & Secondary Steel Structure Fabricate (Beam/Cloumn/Plate.etc)	125	364	96%	96%	5		06-Mar-21 A	04-Mar-22	04-Jan-22	08-Jan-22	-55	Extracted Activity
06-TPU-1-1050	PFab 1-Line 1 -3rd Floor Primary & Secondary Steel Structure Fabricate (Beam/Cloumn/Plate.etc)	125	375	82.4%	82.4%	22		12-Mar-21 A	21-Mar-22	04-Jan-22	25-Jan-22	-55	Extracted Activity
06-TPU-1-1060	PFab 1-Line 1 - 4th & Top Floor Primary & Secondary Steel Structure Fabricate (Beam/Cloumn/Plate	109	200	52.29%	52.29%	52		03-Oct-21 A	20-Apr-22	03-Feb-22	26-Mar-22	-25	Extracted Activity
WBS: EP_SP_66_12-WP6D-M51.06.1.26.M1.1 Structure Erection		229	266	3.49%		221		14-Jan-22 A	06-Oct-22	21-Jan-22	27-Oct-22	21	
06-TPU-1-1100	PFab 1-Line 1 - Tertiary Structure Erection	90	266	0%	0%	221		14-Jan-22 A	06-Oct-22	21-Mar-22	27-Oct-22	21	Extracted Activity
06-TPU-1-1110	PFab 1-Line 1 - 2nd Floor(EL20.47m~EL26.72m) Primary & Secondary Steel Structure Erection	60	77	21.67%	21.67%	47		03-Feb-22 A	20-Apr-22	21-Jan-22	08-Mar-22	-43	Extracted Activity
06-TPU-1-1140	PFab 1-Line 1 - 3rd Floor(EL26.72m~EL37.72m)Primary & Secondary Steel Structure Erection	45	45	0%	0%	45		22-Mar-22	05-May-22	26-Jan-22	11-Mar-22	-55	Extracted Activity
06-TPU-1-1180	PFab 1-Line 1 - 4th Floor(EL37.72m~EL47.22m) Primary & Secondary Steel Structure Erection	30	30	0%	0%	30		21-Apr-22	20-May-22	25-Feb-22	26-Mar-22	-55	Extracted Activity
06-TPU-1-1230	PFab 1-Line 1 - Top Floor(EL47.22m~EL54.47m) Primary & Secondary Steel Structure Erection	30	30	0%	0%	30		21-May-22	19-Jun-22	27-Mar-22	25-Apr-22	-55	Extracted Activity
WBS: EP_SP_66_12-WP6D-M51.06.1.26.M1.2 Mechanical Erection		200	216	3.95%		192		04-Feb-22 A	07-Sep-22	11-Jan-22	14-Jul-22	-55	
06-TPU-1-1120	PFab 1-Line 1 Mechanical Installation - 1st Floor (Below EL20.47m) (Including Combustion Grate)	80	96	10%	10%	72		04-Feb-22 A	10-May-22	04-May-22	14-Jul-22	65	Extracted Activity
06-TPU-1-1130	PFab 1-Line 1 Mechanical Installation - Boiler Pre-Assembly	105	105	0%	0%	105	As Late As Possil	07-Mar-22	19-Jun-22	11-Jan-22	25-Apr-22	-55	Extracted Activity
06-TPU-1-1150	PFab 1-Line 1 Mechanical Installation - 2nd Floor(EL20.47m~EL26.72m) (Including Deaerator)	80	80	0%	0%	80		25-Mar-22	12-Jun-22	26-Apr-22	14-Jul-22	32	Extracted Activity
06-TPU-1-1190	PFab 1-Line 1 Mechanical Installation - 3rd Floor(EL26.72m~EL37.72m) (Including Boiler Ash Trans	80	80	0%	0%	80		21-Apr-22	09-Jul-22	26-Apr-22	14-Jul-22	5	Extracted Activity
06-TPU-1-1210	PFab 1-Line 1 Mechanical Installation - 4th Floor(EL37.72m~EL47.22m) (Including Air Ducts)	80	80	0%	0%	80		06-May-22	24-Jul-22	26-Apr-22	14-Jul-22	-10	Extracted Activity
06-TPU-1-1240	PFab 1-Line 1 Mechanical Installation - Boiler Lifting & Installation	80	80	0%	0%	80		20-Jun-22	07-Sep-22	26-Apr-22	14-Jul-22	-55	Extracted Activity
WBS: EP_SP_66_12-WP6D-M51.06.1.26.M1.10 Mechanical Fabrication		300	591	79%		63		18-Sep-20 A	01-May-22	20-Feb-22	23-Apr-22	-8	
06-TPU-1-1000	PFab 1-Line 1 - Mechanical Fabrication (By yard)	300	591	79%	79%	63		18-Sep-20 A	01-May-22	20-Feb-22	23-Apr-22	-8	Extracted Activity
WBS: EP_SP_66_12-WP6D-M51.06.1.26.M1.11 Piping Fabrication		200	531	26%		148		10-Feb-21 A	25-Jul-22	20-Feb-22	17-Jul-22	-8	
06-TPU-1-1030	PFab 1-Line 1 - Piping Fabrication	200	531	26%	26%	148		10-Feb-21 A	25-Jul-22	20-Feb-22	17-Jul-22	-8	Extracted Activity
WBS: EP_SP_66_12-WP6D-M51.06.1.26.M1.3 Piping Installation		190	190	0%		190		16-Apr-22	22-Oct-22	20-Feb-22	28-Aug-22	-55	
06-TPU-1-1160	PFab 1-Line 1 - Piping installation	190	190	0%	0%	190		16-Apr-22	22-Oct-22	20-Feb-22	28-Aug-22	-55	Extracted Activity
WBS: EP_SP_66_12-WP6D-M51.06.1.26.M1.12 E&I Fabrication		200	200	0%		200		17-Apr-22	02-Nov-22	21-Feb-22	08-Sep-22	-55	
06-TPU-1-1170	PFab 1-Line 1 - E&I Fabrication	200	200	0%	0%	200	As Late As Possil	17-Apr-22	02-Nov-22	21-Feb-22	08-Sep-22	-55	Extracted Activity
WBS: EP_SP_66_12-WP6D-M51.06.1.26.M1.4 E&I Installation		190	190	0%		190		01-May-22	06-Nov-22	07-Mar-22	12-Sep-22	-55	
06-TPU-1-1200	PFab 1-Line 1 - E&I Installation	190	190	0%	0%	190		01-May-22	06-Nov-22	07-Mar-22	12-Sep-22	-55	Extracted Activity
WBS: EP_SP_66_12-WP6D-M51.06.1.26.M1.6 Insulation		200	200	0%		200		21-May-22	06-Dec-22	27-Mar-22	12-Oct-22	-55	
06-TPU-1-1220	PFab 1-Line 1 - Insulation	200	200	0%	0%	200		21-May-22	06-Dec-22	27-Mar-22	12-Oct-22	-55	Extracted Activity
WBS: EP_SP_66_12-WP6D-M51.06.1.26.M2 Process Island Furnace Boiler line 2		526	811	46.19%		283		18-Sep-20 A	07-Dec-22	09-Jan-22	02-Nov-22	-35	
WBS: EP_SP_66_12-WP6D-M51.06.1.26.M2.9 Structure Fabrication		232	364	77.16%		53		23-Apr-21 A	21-Apr-22	09-Jan-22	02-Mar-22	-50	
06-TPU-2-1040	PFab 1-Line 2 - 2nd Floor Primary & Secondary Steel Structure Fabricate (Beam/Cloumn/Plate.etc)	125	320	92.8%	92.8%	9		23-Apr-21 A	08-Mar-22	09-Jan-22	17-Jan-22	-50	Extracted Activity
06-TPU-2-1050	PFab 1-Line 2 - 3rd Floor Primary & Secondary Steel Structure Fabricate (Beam/Cloumn/Plate.etc)	115	284	80%	80%	23		12-Jun-21 A	22-Mar-22	09-Jan-22	31-Jan-22	-50	Extracted Activity
06-TPU-2-1070	PFab 1-Line 2 - 4th & Top Floor Primary & Secondary Steel Structure Fabricate (Beam/Cloumn/Plate	109	196	51.38%	51.38%	53		08-Oct-21 A	21-Apr-22	09-Jan-22	02-Mar-22	-50	Extracted Activity
WBS: EP_SP_66_12-WP6D-M51.06.1.26.M2.1 Structure Erection		234	244	14.96%		199		14-Jan-22 A	14-Sep-22	24-Jan-22	02-Nov-22	49	
06-TPU-2-1090	PFab 1-Line 2 - Tertiary Structure Erection	90	244	0%	0%	199		14-Jan-22 A	14-Sep-22	18-Apr-22	02-Nov-22	49	Extracted Activity
06-TPU-2-1110	PFab 1-Line 2 - 2nd Floor(EL20.47m~EL26.72m) Primary & Secondary Steel Structure Erection	60	75	26.67%	26.67%	44		06-Feb-22 A	21-Apr-22	24-Jan-22	08-Mar-22	-44	Extracted Activity
06-TPU-2-1140	PFab 1-Line 2 - 3rd Floor(EL26.72m~EL37.72m)Primary & Secondary Steel Structure Erection	45	45	0%	0%	45		23-Mar-22	06-May-22	01-Feb-22	17-Mar-22	-50	Extracted Activity
06-TPU-2-1170	PFab 1-Line 2 - 4th Floor(EL37.72m~EL47.22m) Primary & Secondary Steel Structure Erection	30	30	0%	0%	30		22-Apr-22	21-May-22	03-Mar-22	01-Apr-22	-50	Extracted Activity
06-TPU-2-1220	PFab 1-Line 2 - Top Floor(EL47.22m~EL54.47m) Primary & Secondary Steel Structure Erection	30	30	0%	0%	30		22-May-22	20-Jun-22	02-Apr-22	01-May-22	-50	Extracted Activity
WBS: EP_SP_66_12-WP6D-M51.06.1.26.M2.10 Mechanical Fabrication		270	602	72.59%		74		18-Sep-20 A	12-May-22	11-Feb-22	25-Apr-22	-17	
06-TPU-2-1000	PFab 1-Line 2 - Mechanical Fabrication (By yard)	270	602	72.59%	72.59%	74		18-Sep-20 A	12-May-22	11-Feb-22	25-Apr-22	-17	Extracted Activity
WBS: EP_SP_66_12-WP6D-M51.06.1.26.M2.2 Mechanical Erection		200	217	3.45%		193		04-Feb-22 A	08-Sep-22	17-Jan-22	20-Jul-22	-50	
06-TPU-2-1100	PFab 1-Line 2 - Mechanical Installation - 1st Floor (Below EL20.47m) (Including Combustion Grate)	80	97	8.75%	8.75%	73		04-Feb-22 A	11-May-22	09-May-22	20-Jul-22	70	Extracted Activity
06-TPU-2-1120	PFab 1-Line 2 - Mechanical Installation - 2nd Floor(EL20.47m~EL26.72m) (Including Deaerator)	80	115	0%	0%	89		25-Feb-22 A	19-Jun-22	23-Apr-22	20-Jul-22	31	Extracted Activity
06-TPU-2-1130	PFab 1-Line 2 - Mechanical Installation - Boiler Pre-Assembly	105	105	0%	0%	105	As Late As Possil	08-Mar-22	20-Jun-22	17-Jan-22	01-May-22	-50	Extracted Activity
06-TPU-2-1180	PFab 1-Line 2 - Mechanical Installation - 3rd Floor(EL26.72m~EL37.72m) (Including Boiler Ash Tran	80	80	0%	0%	80		22-Apr-22	10-Jul-22	02-May-22	20-Jul-22	10	Extracted Activity
06-TPU-2-1200	PFab 1-Line 2 - Mechanical Installation - 4th Floor(EL37.72m~EL47.22m) (Including Air Ducts)	80	80	0%	0%	80		07-May-22	25-Jul-22	02-May-22	20-Jul-22	-5	Extracted Activity
06-TPU-2-1230	PFab 1-Line 2 - Mechanical Installation - Boiler Lifting & Installation	80	80	0%	0%	80		21-Jun-22	08-Sep-22	02-May-22	20-Jul-22	-50	Extracted Activity

3-Month Rolling Programme (February 2022)

Remaining Work
Actual Work
Critical Remaining Work
Milestone
Actual Milestone
Critical Milestone

Activity ID	Activity Name	Original Duration	At Completion Duration	Duration % Complete	Activity % Complete	Remaining Duration	Primary Constraint	Current Start	Current Finish	Late Start	Late Finish	Total Float	M51 Remarks
WBS: EP_SP_66_12-WP6D-M51.06.1.26.M2.11 Piping Fabrication		180	504	17.78%		148		09-Mar-21 A	25-Jul-22	11-Feb-22	08-Jul-22	-17	
06-TPU-2-1030	PFab 1-Line 2 - Piping Fabrication	180	504	17.78%	17.78%	148		09-Mar-21 A	25-Jul-22	11-Feb-22	08-Jul-22	-17	Extracted Activity
WBS: EP_SP_66_12-WP6D-M51.06.1.26.M2.3 Piping Installation		190	190	0%		190		17-Apr-22	23-Oct-22	26-Feb-22	03-Sep-22	-50	
06-TPU-2-1160	PFab 1-Line 2 - Piping Installation	190	190	0%	0%	190		17-Apr-22	23-Oct-22	26-Feb-22	03-Sep-22	-50	Extracted Activity
WBS: EP_SP_66_12-WP6D-M51.06.1.26.M2.12 E&I Fabrication		180	180	0%		180		02-Apr-22	28-Sep-22	11-Feb-22	09-Aug-22	-50	
06-TPU-2-1150	PFab 1-Line 2 - E&I Fabrication	180	180	0%	0%	180	As Late As Possi	02-Apr-22	28-Sep-22	11-Feb-22	09-Aug-22	-50	Extracted Activity
WBS: EP_SP_66_12-WP6D-M51.06.1.26.M2.4 E&I Installation		190	190	0%		190		02-May-22	07-Nov-22	13-Mar-22	18-Sep-22	-50	
06-TPU-2-1190	PFab 1-Line 2 - E&I Installation	190	190	0%	0%	190		02-May-22	07-Nov-22	13-Mar-22	18-Sep-22	-50	Extracted Activity
WBS: EP_SP_66_12-WP6D-M51.06.1.26.M2.6 Insulation		200	200	0%		200		22-May-22	07-Dec-22	02-Apr-22	18-Oct-22	-50	
06-TPU-2-1210	PFab 1-Line 2 - Insulation	200	200	0%	0%	200		22-May-22	07-Dec-22	02-Apr-22	18-Oct-22	-50	Extracted Activity
WBS: EP_SP_66_12-WP6D-M51.06.1.26.M3 Process Island Furnace Boiler line 3		510	814	43.92%		286		18-Sep-20 A	10-Dec-22	02-Feb-22	01-Jan-23	22	
WBS: EP_SP_66_12-WP6D-M51.06.1.26.M3.9 Structure Fabrication		291	390	70.45%		86		30-Apr-21 A	24-May-22	02-Feb-22	28-Apr-22	-26	
06-TPU-3-1040	PFab 1-Line 3 - 2nd Floor Primary & Secondary Steel Structure Fabricate (Beam/Cloumn/Plate.etc)	109	314	90.83%	90.83%	10		30-Apr-21 A	09-Mar-22	20-Feb-22	01-Mar-22	-8	Extracted Activity
06-TPU-3-1050	PFab 1-Line 3 - 3rd Floor Primary & Secondary Steel Structure Fabricate (Beam/Cloumn/Plate.etc)	109	192	63.3%	63.3%	40		29-Sep-21 A	08-Apr-22	02-Feb-22	13-Mar-22	-26	Extracted Activity
06-TPU-3-1080	PFab 1-Line 3 - 4th & Top Floor Primary & Secondary Steel Structure Fabricate (Beam/Cloumn/Plate	200	195	57%	57%	86		11-Nov-21 A	24-May-22	02-Feb-22	28-Apr-22	-26	Extracted Activity
WBS: EP_SP_66_12-WP6D-M51.06.1.26.M3.1 Structure Erection		276	303	6.52%		258		14-Jan-22 A	12-Nov-22	02-Mar-22	01-Jan-23	50	
06-TPU-3-1090	PFab 1-Line 3 - Tertiary Structure Erection	90	303	0%	0%	258		14-Jan-22 A	12-Nov-22	19-Apr-22	01-Jan-23	50	Extracted Activity
06-TPU-3-1100	PFab 1-Line 3 - 2nd Floor(EL20.47m~EL26.72m) Primary & Secondary Steel Structure Erection	60	88	0%	0%	61		11-Feb-22 A	09-May-22	02-Mar-22	01-May-22	-8	Extracted Activity
06-TPU-3-1130	PFab 1-Line 3 - 3rd Floor(EL26.72m~EL37.72m)Primary & Secondary Steel Structure Erection	45	45	0%	0%	45		09-Apr-22	24-May-22	15-Mar-22	28-Apr-22	-26	Extracted Activity
06-TPU-3-1160	PFab 1-Line 3 - 4th Floor(EL37.72m~EL47.22m) Primary & Secondary Steel Structure Erection	30	30	0%	0%	30		25-May-22	23-Jun-22	29-Apr-22	28-May-22	-26	Extracted Activity
06-TPU-3-1210	PFab 1-Line 3 - Top Floor(EL47.22m~EL54.47m) Primary & Secondary Steel Structure Erection	30	30	0%	0%	30		24-Jun-22	23-Jul-22	29-May-22	27-Jun-22	-26	Extracted Activity
WBS: EP_SP_66_12-WP6D-M51.06.1.26.M3.10 Mechanical Fabrication		270	615	67.78%		87		18-Sep-20 A	25-May-22	02-Apr-22	27-Jun-22	33	
06-TPU-3-1000	PFab 1-Line 3 - Mechanical Fabrication (By yard)	270	615	67.78%	67.78%	87		18-Sep-20 A	25-May-22	02-Apr-22	27-Jun-22	33	Extracted Activity
WBS: EP_SP_66_12-WP6D-M51.06.1.26.M3.2 Mechanical Erection		105	105	0%		105		10-Apr-22	23-Jul-22	15-Mar-22	27-Jun-22	-26	
06-TPU-3-1140	PFab 1-Line 3 - Mechanical Installation - Boiler Pre Assembly	105	105	0%	0%	105	As Late As Possi	10-Apr-22	23-Jul-22	15-Mar-22	27-Jun-22	-26	Extracted Activity
WBS: EP_SP_66_12-WP6D-M51.06.1.26.M3.11 Piping Fabrication		180	410	70%		54		09-Mar-21 A	22-Apr-22	29-Apr-22	21-Jun-22	60	
06-TPU-3-1030	PFab 1-Line 3 - Piping Fabrication	180	410	70%	70%	54		09-Mar-21 A	22-Apr-22	29-Apr-22	21-Jun-22	60	Extracted Activity
WBS: EP_SP_66_12-WP6D-M51.06.1.26.M3.3 Piping Installation		180	180	0%		180		30-May-22	25-Nov-22	04-May-22	30-Oct-22	-26	
06-TPU-3-1180	PFab 1-Line 3 - Piping Installation	180	180	0%	0%	180		30-May-22	25-Nov-22	04-May-22	30-Oct-22	-26	Extracted Activity
WBS: EP_SP_66_12-WP6D-M51.06.1.26.M3.12 E&I Fabrication		180	180	0%		180		25-May-22	20-Nov-22	29-Apr-22	25-Oct-22	-26	
06-TPU-3-1170	PFab 1-Line 3 - E&I Fabrication	180	180	0%	0%	180	As Late As Possi	25-May-22	20-Nov-22	29-Apr-22	25-Oct-22	-26	Extracted Activity
WBS: EP_SP_66_12-WP6D-M51.06.1.26.M3.4 E&I Installation		180	180	0%		180		14-Jun-22	10-Dec-22	19-May-22	14-Nov-22	-26	
06-TPU-3-1200	PFab 1-Line 3 - E&I Installation	180	180	0%	0%	180		14-Jun-22	10-Dec-22	19-May-22	14-Nov-22	-26	Extracted Activity
WBS: EP_SP_66_12-WP6D-M51.06.1.26.M4 Process Island Furnace Boiler line 4		520	805	46.72%		277		18-Sep-20 A	01-Dec-22	21-Feb-22	24-Nov-22	-7	
WBS: EP_SP_66_12-WP6D-M51.06.1.26.M4.9 Structure Fabrication		254	649	19.69%		204		10-Dec-20 A	19-Sep-22	21-Feb-22	10-Oct-22	21	
06-TPU-4-1010	PFab 1-Line 4 - Tertiary Structure Fabrication	200	649	0%	0%	204		10-Dec-20 A	19-Sep-22	21-Mar-22	10-Oct-22	21	Extracted Activity
06-TPU-4-1030	PFab 1-Line 4 - 2nd Floor Primary & Secondary Steel Structure Fabricate (Beam/Cloumn/Plate.etc)	125	385	92%	92%	10		18-Feb-21 A	09-Mar-22	21-Feb-22	02-Mar-22	-7	Extracted Activity
06-TPU-4-1050	PFab 1-Line 4 - 3rd Floor Primary & Secondary Steel Structure Fabricate (Beam/Cloumn/Plate.etc)	125	285	87.2%	87.2%	16		04-Jun-21 A	15-Mar-22	21-Feb-22	08-Mar-22	-7	Extracted Activity
06-TPU-4-1080	PFab 1-Line 4 - 4th & Top Floor Primary & Secondary Steel Structure Fabricate (Beam/Cloumn/Plate	125	161	62.4%	62.4%	47		06-Nov-21 A	15-Apr-22	21-Feb-22	08-Apr-22	-7	Extracted Activity
WBS: EP_SP_66_12-WP6D-M51.06.1.26.M4.1 Structure Erection		91	140	0%		107		26-Jan-22 A	14-Jun-22	10-Mar-22	07-Jun-22	-7	
06-TPU-4-1100	PFab 1-Line 4 - 2nd Floor(EL20.47m~EL26.72m) Primary & Secondary Steel Structure Erection	60	60	55%	55%	27		26-Jan-22 A	26-Mar-22	10-Mar-22	05-Apr-22	10	Extracted Activity
06-TPU-4-1120	PFab 1-Line 4 - 3rd Floor(EL26.72m~EL37.72m)Primary & Secondary Steel Structure Erection	45	45	0%	0%	45		16-Mar-22	29-Apr-22	10-Mar-22	23-Apr-22	-6	Extracted Activity
06-TPU-4-1150	PFab 1-Line 4 - 4th Floor(EL37.72m~EL47.22m) Primary & Secondary Steel Structure Erection	30	30	0%	0%	30		16-Apr-22	15-May-22	09-Apr-22	08-May-22	-7	Extracted Activity
06-TPU-4-1190	PFab 1-Line 4 - Top Floor(EL47.22m~EL54.47m) Primary & Secondary Steel Structure Erection	30	30	0%	0%	30		16-May-22	14-Jun-22	09-May-22	07-Jun-22	-7	Extracted Activity
WBS: EP_SP_66_12-WP6D-M51.06.1.26.M4.10 Mechanical Fabrication		270	649	55.19%		121		18-Sep-20 A	28-Jun-22	21-Feb-22	21-Jun-22	-7	
06-TPU-4-1000	PFab 1-Line 4 - Mechanical Fabrication (By yard)	270	649	55.19%	55.19%	121		18-Sep-20 A	28-Jun-22	21-Feb-22	21-Jun-22	-7	Extracted Activity
WBS: EP_SP_66_12-WP6D-M51.06.1.26.M4.2 Mechanical Erection		125	124	19.52%		101		25-Feb-22 A	28-Jun-22	13-Mar-22	21-Jun-22	-7	
06-TPU-4-1110	PFab 1-Line 4 - Mechanical Installation - Boiler Pre Assembly	125	124	19.52%	19.52%	101	As Late As Possi	25-Feb-22 A	28-Jun-22	13-Mar-22	21-Jun-22	-7	Extracted Activity
WBS: EP_SP_66_12-WP6D-M51.06.1.26.M4.11 Piping Fabrication		180	501	19.44%		145		09-Mar-21 A	22-Jul-22	19-Apr-22	10-Sep-22	50	
06-TPU-4-1040	PFab 1-Line 4 - Piping Fabrication	180	501	19.44%	19.44%	145		09-Mar-21 A	22-Jul-22	19-Apr-22	10-Sep-22	50	Extracted Activity
WBS: EP_SP_66_12-WP6D-M51.06.1.26.M4.3 Piping Installation		190	190	0%		190		09-May-22	14-Nov-22	02-May-22	07-Nov-22	-7	
06-TPU-4-1180	PFab 1-Line 4 - Piping Installation	190	190	0%	0%	190		09-May-22	14-Nov-22	02-May-22	07-Nov-22	-7	Extracted Activity
WBS: EP_SP_66_12-WP6D-M51.06.1.26.M4.12 E&I Fabrication		180	180	0%		180		26-Apr-22	22-Oct-22	19-Apr-22	15-Oct-22	-7	
06-TPU-4-1160	PFab 1-Line 4 - E&I Fabrication	180	180	0%	0%	180	As Late As Possi	26-Apr-22	22-Oct-22	19-Apr-22	15-Oct-22	-7	Extracted Activity
WBS: EP_SP_66_12-WP6D-M51.06.1.26.M4.4 E&I Installation		190	190	0%		190		26-May-22	01-Dec-22	19-May-22	24-Nov-22	-7	
06-TPU-4-1200	PFab 1-Line 4 - E&I Installation	190	190	0%	0%	190		26-May-22	01-Dec-22	19-May-22	24-Nov-22	-7	Extracted Activity
WBS: EP_SP_66_12-WP6D-M51.06.1.26.M5 Process Island Furnace Boiler line 5		573	830	47.29%		302		18-Sep-20 A	26-Dec-22	18-Feb-22	09-Mar-23	73	
WBS: EP_SP_66_12-WP6D-M51.06.1.26.M5.9 Structure Fabrication		260	465	61.15%		101		01-Mar-21 A	08-Jun-22	18-Feb-22	12-Jun-22	4	
06-TPU-5-1030	PFab 1-Line 5 - 2nd Floor Primary & Secondary Steel Structure Fabricate (Beam/Cloumn/Plate.etc)	125	373	92.8%	92.8%	9		01-Mar-21 A	08-Mar-22	18-Feb-22	26-Feb-22	-10	Extracted Activity
06-TPU-5-1050	PFab 1-Line 5 - 3rd Floor Primary & Secondary Steel Structure Fabricate (Beam/Cloumn/Plate.etc)	125	328	44%	44%	70		15-Jun-21 A	08-May-22	18-Feb-22	28-Apr-22	-10	Extracted Activity
06-TPU-5-1070	PFab 1-Line 5 - 4th & Top Floor Primary & Secondary Steel Structure Fabricate (Beam/Cloumn/Plate	125	211	19.2%	19.2%	101		10-Nov-21 A	08-Jun-22	04-Mar-22	12-Jun-22	4	Extracted Activity
WBS: EP_SP_66_12-WP6D-M51.06.1.26.M5.1 Structure Erection		321	347	5.92%		302		14-Jan-22 A	26-Dec-22	29-Mar-22	09-Mar-23	73	
06-TPU-5-1090	PFab 1-Line 5 - Tertiary Structure Erection	90	347	0%	0%	302		14-Jan-22 A	26-Dec-22	12-May-22	09-Mar-23	73	Extracted Activity
06-TPU-5-1110	PFab 1-Line 5 - 2nd Floor(EL20.47m~EL26.72m) Primary & Secondary Steel Structure Erection	60	60	0%	0%	60	Start On or After	09-Mar-22*	07-May-22	29-Mar-22	27-May-22	20	Extracted Activity
06-TPU-5-1140	PFab 1-Line 5 - 3rd Floor(EL26.72m~EL37.72m)Primary & Secondary Steel Structure Erection	45	45	0%	0%	45		09-May-22	22-Jun-22	29-Apr-22	12-Jun-22	-10	Extracted Activity
WBS: EP_SP_66_12-WP6D-M51.06.1.26.M5.10 Mechanical Fabrication		270	658	51.85%		130		18-Sep-20 A	07-Jul-22	19-Apr-22	26-Aug-22	50	
06-TPU-5-1000	PFab 1-Line 5 - Mechanical Fabrication (By yard)	270	658	51.85%	51.85%	130		18-Sep-20 A	07-Jul-22	19-Apr-22	26-Aug-22	50	Extracted Activity
WBS: EP_SP_66_12-WP6D-M51.06.1.26.M5.2 Mechanical Erection		120	120	0%		120		09-May-22	05-Sep-22	29-Apr-22	26-Aug-22	-10	
06-TPU-5-1130	PFab 1-Line 5 - Mechanical Installation - Boiler Pre-Assembly	120	120	0%	0%	120	As Late As Possi	09-May-22	05-Sep-22	29-Apr-22	26-Aug-22	-10	Extracted Activity

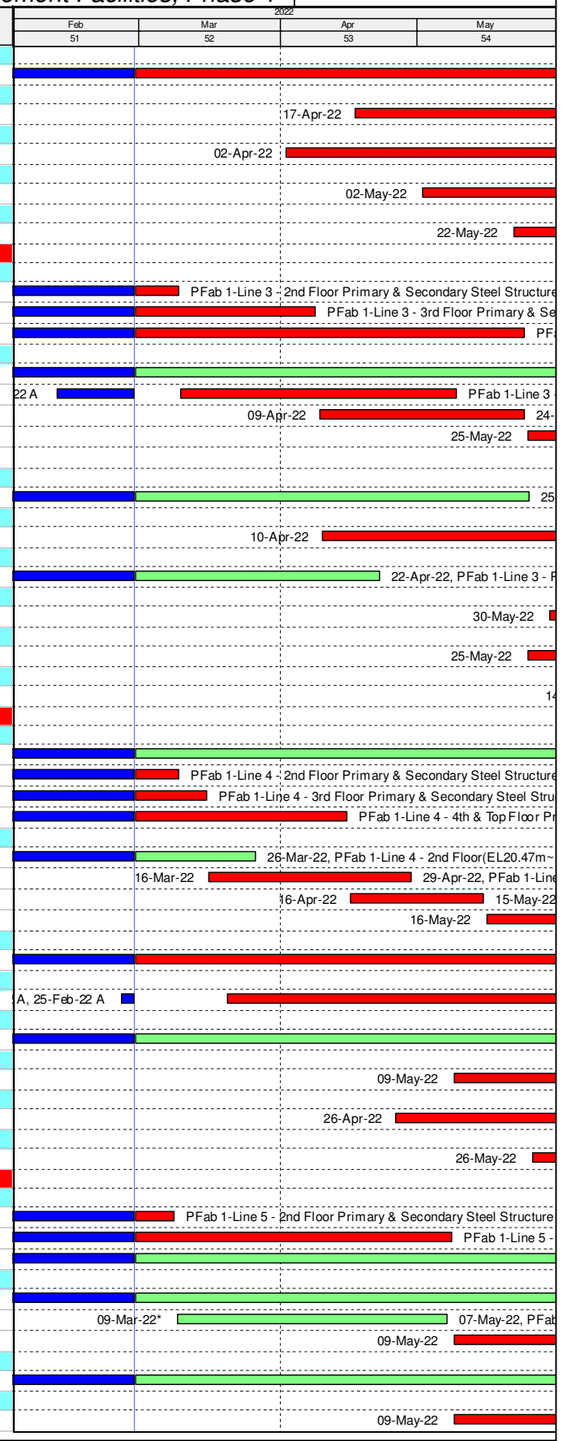

3-Month Rolling Programme (February 2022)

Remaining Work
Actual Work
Critical Remaining Work
Milestone
Actual Milestone
Critical Milestone

Activity ID	Activity Name	Original Duration	At Completion Duration	Duration % Complete	Activity % Complete	Remaining Duration	Primary Constraint	Current Start	Current Finish	Late Start	Late Finish	Total Float	M51 Remarks
WBS: EP_SP_66_12-WP6D-M51.06.1.26.M6 Process Island Furnace Boiler line 6		**518**	**803**	**46.9%**		**275**		**18-Sep-20 A**	**29-Nov-22**	**20-Feb-22**	**21-Nov-22**	**-8**	
WBS: EP_SP_66_12-WP6D-M51.06.1.26.M6.9 Structure Fabrication		**449**	**596**	**54.11%**		**206**		**03-Feb-21 A**	**21-Sep-22**	**20-Feb-22**	**31-Oct-22**	**40**	
06-TPU-6-1010	PFab 1-Line 6 - 1st Floor Primary & Secondary Steel Structure Fabricate (Beam/Cloumn/Plate.etc)	125	401	91.2%	91.2%	11		03-Feb-21 A	10-Mar-22	20-Feb-22	03-Mar-22	-8	Extracted Activity
06-TPU-6-1020	PFab 1-Line 6 - 2nd Floor Primary & Secondary Steel Structure Fabricate (Beam/Cloumn/Plate.etc)	125	379	70.4%	70.4%	37		23-Mar-21 A	05-Apr-22	20-Feb-22	29-Mar-22	-8	Extracted Activity
06-TPU-6-1040	PFab 1-Line 6 - 3rd Floor Primary & Secondary Steel Structure Fabricate (Beam/Cloumn/Plate.etc)	125	225	44.8%	44.8%	69		25-Sep-21 A	07-May-22	07-Mar-22	14-May-22	7	Extracted Activity
06-TPU-6-1060	PFab 1-Line 6 - 4th & Top Floor Primary & Secondary Steel Structure Fabricate (Beam/Cloumn/Plate	125	214	0%	0%	127		03-Dec-21 A	04-Jul-22	07-Mar-22	11-Jul-22	7	Extracted Activity
06-TPU-6-1090	PFab 1-Line 6 - Tertiary Structure Fabrication	169	169	0%	0%	169		06-Apr-22	21-Sep-22	16-May-22	31-Oct-22	40	Extracted Activity
WBS: EP_SP_66_12-WP6D-M51.06.1.26.M6.1 Structure Erection		**105**	**105**	**0%**		**105**		**06-Apr-22**	**19-Jul-22**	**29-Mar-22**	**11-Jul-22**	**-8**	
06-TPU-6-1100	PFab 1-Line 6 - 2nd Floor(EL20.47m~EL26.72m) Primary & Secondary Steel Structure Erection	60	60	0%	0%	60	Start On or After	06-Apr-22*	04-Jun-22	29-Mar-22	27-May-22	-8	Extracted Activity
06-TPU-6-1130	PFab 1-Line 6 - 3rd Floor(EL26.72m~EL37.72m)Primary & Secondary Steel Structure Erection	45	45	0%	0%	45		05-Jun-22	19-Jul-22	28-May-22	11-Jul-22	-8	Extracted Activity
WBS: EP_SP_66_12-WP6D-M51.06.1.26.M6.10 Mechanical Fabrication		**270**	**664**	**49.63%**		**136**		**18-Sep-20 A**	**13-Jul-22**	**27-Apr-22**	**09-Sep-22**	**58**	
06-TPU-6-1000	PFab 1-Line 6 - Mechanical Fabrication (By yard)	270	664	49.63%	49.63%	136		18-Sep-20 A	13-Jul-22	27-Apr-22	09-Sep-22	58	Extracted Activity
WBS: EP_SP_66_12-WP6D-M51.06.1.26.M6.2 Mechanical Erection		**105**	**105**	**0%**		**105**		**05-Jun-22**	**17-Sep-22**	**28-May-22**	**09-Sep-22**	**-8**	
06-TPU-6-1140	PFab 1-Line 6 - Mechanical Installation - Boiler Pre Assembly	105	105	0%	0%	105	As Late As Possi	05-Jun-22	17-Sep-22	28-May-22	09-Sep-22	-8	Extracted Activity
WBS: EP_SP_66_12-WP6D-M51.06.1.26.M6.11 Piping Fabrication		**180**	**501**	**11.67%**		**159**		**23-Mar-21 A**	**05-Aug-22**	**26-May-22**	**31-Oct-22**	**87**	
06-TPU-6-1030	PFab 1-Line 6 - Piping Fabrication	180	501	11.67%	11.67%	159		23-Mar-21 A	05-Aug-22	26-May-22	31-Oct-22	87	Extracted Activity
WBS: EP_SP_66_12-WP6D-M51.06.1.26.M6.12 E&I Fabrication		**180**	**180**	**0%**		**180**		**03-Jun-22**	**29-Nov-22**	**26-May-22**	**21-Nov-22**	**-8**	
06-TPU-6-1120	PFab 1-Line 6 - E&I Fabrication	180	180	0%	0%	180	As Late As Possi	03-Jun-22	29-Nov-22	26-May-22	21-Nov-22	-8	Extracted Activity
WBS: EP_SP_66_12-WP6D-M51.06.1.7 Fabrication of Module (FGC)		**567**	**768**	**42.85%**		**324**		**11-Dec-20 A**	**17-Jan-23**	**06-Jan-22**	**11-Apr-23**	**84**	
WBS: EP_SP_66_12-WP6D-M51.06.1.7.M1 Process Island FGC line 1		**567**	**758**	**42.85%**		**324**		**21-Dec-20 A**	**17-Jan-23**	**06-Jan-22**	**25-Nov-22**	**-53**	
WBS: EP_SP_66_12-WP6D-M51.06.1.7.M1.9 Structure Fabrication		**403**	**458**	**49.12%**		**205**		**20-Jun-21 A**	**20-Sep-22**	**31-Jan-22**	**11-Oct-22**	**21**	
06-FGC-1-1050	PFab 2-Line 1 -3rd Floor Primary & Secondary Steel Structure Fabricate (Beam/Cloumn/Plate.etc)	120	277	80.08%	80.08%	24		20-Jun-21 A	23-Mar-22	31-Jan-22	23-Feb-22	-28	Extracted Activity
06-FGC-1-1070	PFab 2-Line 1 - 4th & Top Floor Primary & Secondary Steel Structure Fabricate (Beam/Cloumn/Plate	120	184	60%	60%	48		15-Oct-21 A	16-Apr-22	08-Mar-22	24-Apr-22	8	Extracted Activity
06-FGC-1-1100	PFab 2-Line 1 - Tertiary Structure Fabrication	205	205	0%	0%	205		28-Feb-22	20-Sep-22	21-Mar-22	11-Oct-22	21	Extracted Activity
WBS: EP_SP_66_12-WP6D-M51.06.1.7.M1.1 Structure Erection		**177**	**236**	**4.47%**		**169**		**23-Dec-21 A**	**15-Aug-22**	**06-Jan-22**	**23-Jun-22**	**-53**	
06-FGC-1-1080	PFab 2-Line 1 - 2nd Floor(EL12.47~ EL23.47m) Primary & Secondary Steel Structure Erection	60	116	18.33%	18.33%	49		23-Dec-21 A	17-Apr-22	06-Jan-22	23-Feb-22	-53	Extracted Activity
06-FGC-1-1120	PFab 2-Line 1 - 3rd Floor(EL23.47~ EL34.47m) Primary & Secondary Steel Structure Erection	60	60	0%	0%	60		18-Apr-22	16-Jun-22	24-Feb-22	24-Apr-22	-53	Extracted Activity
06-FGC-1-1160	PFab 2-Line 1 - 4th Floor (EL34.47~ EL44.22m) Primary & Secondary Steel Structure Erection	60	60	0%	0%	60		17-Jun-22	15-Aug-22	25-Apr-22	23-Jun-22	-53	Extracted Activity
WBS: EP_SP_66_12-WP6D-M51.06.1.7.M1.10 Mechanical Fabrication		**270**	**451**	**93.7%**		**17**		**21-Dec-20 A**	**16-Mar-22**	**21-Mar-22**	**06-Apr-22**	**21**	
06-FGC-1-1000	PFab 2-Line 1 - Mechanical Fabrication (By yard)	270	451	93.7%	93.7%	17		21-Dec-20 A	16-Mar-22	21-Mar-22	06-Apr-22	21	Extracted Activity
WBS: EP_SP_66_12-WP6D-M51.06.1.7.M1.11 Piping Fabrication		**180**	**470**	**0%**		**195**		**29-May-21**	**10-Sep-22**	**21-Mar-22**	**01-Oct-22**	**21**	
06-FGC-1-1030	PFab 2-Line 1 - Piping Fabrication	180	470	0%	0%	195		29-May-21	10-Sep-22	21-Mar-22	01-Oct-22	21	Extracted Activity
WBS: EP_SP_66_12-WP6D-M51.06.1.7.M1.3 Piping Installation		**180**	**180**	**0%**		**180**		**23-May-22**	**18-Nov-22**	**31-Mar-22**	**26-Sep-22**	**-53**	
06-FGC-1-1140	PFab 2-Line 1 - Piping Installation	180	180	0%	0%	180		23-May-22	18-Nov-22	31-Mar-22	26-Sep-22	-53	Extracted Activity
WBS: EP_SP_66_12-WP6D-M51.06.1.7.M1.12 E&I Fabrication		**180**	**180**	**0%**		**180**		**28-Feb-22**	**26-Aug-22**	**21-Mar-22**	**16-Sep-22**	**21**	
06-FGC-1-1110	PFab 2-Line 1 - E&I Fabrication	180	180	0%	0%	180		28-Feb-22	26-Aug-22	21-Mar-22	16-Sep-22	21	Extracted Activity
WBS: EP_SP_66_12-WP6D-M51.06.1.7.M1.4 E&I Installation		**180**	**180**	**0%**		**180**		**07-Jun-22**	**03-Dec-22**	**15-Apr-22**	**11-Oct-22**	**-53**	
06-FGC-1-1150	PFab 2-Line 1 - E&I Installation	180	180	0%	0%	180		07-Jun-22	03-Dec-22	15-Apr-22	11-Oct-22	-53	Extracted Activity
WBS: EP_SP_66_12-WP6D-M51.06.1.7.M1.6 Insulation		**200**	**200**	**0%**		**200**		**02-Jul-22**	**17-Jan-23**	**10-May-22**	**25-Nov-22**	**-53**	
06-FGC-1-1180	PFab 2-Line 1 - Insulation	200	200	0%	0%	200		02-Jul-22	17-Jan-23	10-May-22	25-Nov-22	-53	Extracted Activity
WBS: EP_SP_66_12-WP6D-M51.06.1.7.M2 Process Island FGC line 2		**552**	**728**	**44.01%**		**309**		**05-Jan-21 A**	**02-Jan-23**	**28-Jan-22**	**14-Dec-22**	**-19**	
WBS: EP_SP_66_12-WP6D-M51.06.1.7.M2.9 Structure Fabrication		**293**	**481**	**34.47%**		**192**		**15-May-21**	**07-Sep-22**	**28-Jan-22**	**28-Sep-22**	**21**	
06-FGC-2-1040	PFab 2-Line 2 -3rd Floor Primary & Secondary Steel Structure Fabricate (Beam/Cloumn/Plate.etc)	120	320	74.17%	74.17%	31		15-May-21	30-Mar-22	28-Jan-22	27-Feb-22	-31	Extracted Activity
06-FGC-2-1070	PFab 2-Line 2 - 4th & Top Floor Primary & Secondary Steel Structure Fabricate (Beam/Cloumn/Plate	120	330	26.67%	26.67%	88		01-Jul-21 A	26-May-22	31-Jan-22	28-Apr-22	-28	Extracted Activity
06-FGC-2-1080	PFab 2-Line 2 - Tertiary Structure Fabrication	180	321	0%	0%	192		22-Oct-21 A	07-Sep-22	21-Mar-22	28-Sep-22	21	Extracted Activity
WBS: EP_SP_66_12-WP6D-M51.06.1.7.M2.1 Structure Erection		**180**	**232**	**16.06%**		**151**		**09-Dec-21 A**	**28-Jul-22**	**28-Jan-22**	**27-Jun-22**	**-31**	
06-FGC-2-1090	PFab 2-Line 2 - 2nd Floor(EL12.47~ EL23.47m) Primary & Secondary Steel Structure Erection	60	112	48.33%	48.33%	31		09-Dec-21 A	30-Mar-22	28-Jan-22	27-Feb-22	-31	Extracted Activity
06-FGC-2-1110	PFab 2-Line 2 - 3rd Floor(EL23.47~ EL34.47m) Primary & Secondary Steel Structure Erection	60	60	0%	0%	60		31-Mar-22	29-May-22	28-Feb-22	28-Apr-22	-31	Extracted Activity
06-FGC-2-1160	PFab 2-Line 2 - 4th Floor (EL34.47~ EL44.22m) Primary & Secondary Steel Structure Erection	60	60	0%	0%	60		30-May-22	28-Jul-22	29-Apr-22	27-Jun-22	-31	Extracted Activity
WBS: EP_SP_66_12-WP6D-M51.06.1.7.M2.10 Mechanical Fabrication		**270**	**509**	**66.67%**		**90**		**05-Jan-21 A**	**28-May-22**	**28-Mar-22**	**25-Jun-22**	**28**	
06-FGC-2-1000	PFab 2-Line 2 - Mechanical Fabrication (By yard)	270	509	66.67%	66.67%	90		05-Jan-21 A	28-May-22	28-Mar-22	25-Jun-22	28	Extracted Activity
WBS: EP_SP_66_12-WP6D-M51.06.1.7.M2.11 Piping Fabrication		**180**	**532**	**0%**		**262**		**03-Jun-21 A**	**16-Nov-22**	**28-Mar-22**	**14-Dec-22**	**28**	
06-FGC-2-1050	PFab 2-Line 2 - Piping Fabrication	180	532	0%	0%	262		03-Jun-21 A	16-Nov-22	28-Mar-22	14-Dec-22	28	Extracted Activity
WBS: EP_SP_66_12-WP6D-M51.06.1.7.M2.3 Piping Installation		**180**	**180**	**0%**		**180**		**05-May-22**	**31-Oct-22**	**04-Apr-22**	**30-Sep-22**	**-31**	
06-FGC-2-1140	PFab 2-Line 2 - Piping Installation	180	180	0%	0%	180		05-May-22	31-Oct-22	04-Apr-22	30-Sep-22	-31	Extracted Activity
WBS: EP_SP_66_12-WP6D-M51.06.1.7.M2.12 E&I Fabrication		**180**	**180**	**0%**		**180**		**28-Apr-22**	**24-Oct-22**	**28-Mar-22**	**23-Sep-22**	**-31**	
06-FGC-2-1130	PFab 2-Line 2 - E&I Fabrication	180	180	0%	0%	180	As Late As Possi	28-Apr-22	24-Oct-22	28-Mar-22	23-Sep-22	-31	Extracted Activity
WBS: EP_SP_66_12-WP6D-M51.06.1.7.M2.4 E&I Installation		**175**	**175**	**0%**		**175**		**28-May-22**	**18-Nov-22**	**27-Apr-22**	**18-Oct-22**	**-31**	
06-FGC-2-1150	PFab 2-Line 2 - E&I Installation	175	175	0%	0%	175		28-May-22	18-Nov-22	27-Apr-22	18-Oct-22	-31	Extracted Activity
WBS: EP_SP_66_12-WP6D-M51.06.1.7.M2.6 Insulation		**200**	**200**	**0%**		**200**		**17-Jun-22**	**02-Jan-23**	**17-May-22**	**02-Dec-22**	**-31**	
06-FGC-2-1180	PFab 2-Line 2 - Insulation	200	200	0%	0%	200		17-Jun-22	02-Jan-23	17-May-22	02-Dec-22	-31	Extracted Activity
WBS: EP_SP_66_12-WP6D-M51.06.1.7.M3 Process Island FGC line 3		**528**	**729**	**46.01%**		**285**		**11-Dec-20 A**	**09-Dec-22**	**21-Feb-22**	**29-Dec-22**	**20**	
WBS: EP_SP_66_12-WP6D-M51.06.1.7.M3.9 Structure Fabrication		**279**	**709**	**5.02%**		**265**		**11-Dec-20 A**	**19-Nov-22**	**21-Feb-22**	**10-Dec-22**	**21**	
06-FGC-3-1000	PFab 2-Line 3 - Tertiary Structure Fabrication	180	709	0%	0%	265		11-Dec-20 A	19-Nov-22	20-Mar-22	10-Dec-22	21	Extracted Activity
06-FGC-3-1070	PFab 2-Line 3 -3rd Floor Primary & Secondary Steel Structure Fabricate (Beam/Cloumn/Plate.etc)	120	296	54.17%	54.17%	55		02-Jul-21 A	23-Apr-22	21-Feb-22	16-Apr-22	-7	Extracted Activity
06-FGC-3-1080	PFab 2-Line 3 - 4th & Top Floor Primary & Secondary Steel Structure Fabricate (Beam/Cloumn/Plate	120	340	6.67%	6.67%	112		15-Jul-21 A	19-Jun-22	24-Feb-22	15-Jun-22	-4	Extracted Activity
WBS: EP_SP_66_12-WP6D-M51.06.1.7.M3.1 Structure Erection		**143**	**181**	**19.52%**		**115**		**24-Dec-21 A**	**22-Jun-22**	**22-Feb-22**	**15-Jun-22**	**-7**	
06-FGC-3-1090	PFab 2-Line 3 - 2nd Floor(EL12.47~ EL23.47m) Primary & Secondary Steel Structure Erection	60	120	10%	10%	54		24-Dec-21 A	22-Apr-22	22-Feb-22	16-Apr-22	-6	Extracted Activity
06-FGC-3-1130	PFab 2-Line 3 - 3rd Floor(EL23.47~ EL34.47m) Primary & Secondary Steel Structure Erection	60	60	0%	0%	60		24-Apr-22	22-Jun-22	17-Apr-22	15-Jun-22	-7	Extracted Activity



Remaining Work
Actual Work
Critical Remaining Work
Milestone
Actual Milestone
Critical Milestone

3-Month Rolling Programme (February 2022)

Activity ID	Activity Name	Original Duration	At Completion Duration	Duration % Complete	Activity % Complete	Remaining Duration	Primary Constraint	Current Start	Current Finish	Late Start	Late Finish	Total Float	M51 Remarks
WBS: EP_SP_66_12-WP6D-M51.06.1.7.M3.10 Mechanical Fabrication		270	510	66.3%		91		05-Jan-21 A	29-May-22	12-Apr-22	11-Jul-22	43	
06-FGC-3-1010	PFab 2-Line 3 - Mechanical Fabrication (By yard)	270	510	66.3%	66.3%	91		05-Jan-21 A	29-May-22	12-Apr-22	11-Jul-22	43	Extracted Activity
WBS: EP_SP_66_12-WP6D-M51.06.1.7.M3.11 Piping Fabrication		180	532	0%		262		03-Jun-21 A	16-Nov-22	12-Apr-22	29-Dec-22	43	
06-FGC-3-1050	PFab 2-Line 3 - Piping Fabrication	180	532	0%	0%	262		03-Jun-21 A	16-Nov-22	12-Apr-22	29-Dec-22	43	Extracted Activity
WBS: EP_SP_66_12-WP6D-M51.06.1.7.M3.3 Piping Installation		190	190	0%		190		03-Jun-22	09-Dec-22	27-May-22	02-Dec-22	-7	
06-FGC-3-1140	PFab 2-Line 3 - Piping Installation	190	190	0%	0%	190		03-Jun-22	09-Dec-22	27-May-22	02-Dec-22	-7	Extracted Activity
WBS: EP_SP_66_12-WP6D-M51.06.1.7.M3.12 E&I Fabrication		180	180	0%		180		19-Apr-22	15-Oct-22	12-Apr-22	08-Oct-22	-7	
06-FGC-3-1110	PFab 2-Line 3 - E&I Fabrication	180	180	0%	0%	180	As Late As Possi	19-Apr-22	15-Oct-22	12-Apr-22	08-Oct-22	-7	Extracted Activity
WBS: EP_SP_66_12-WP6D-M51.06.1.7.M4 Process Island FGC line 4		513	723	40.73%		304		05-Jan-21 A	28-Dec-22	06-Mar-22	26-Feb-23	60	
WBS: EP_SP_66_12-WP6D-M51.06.1.7.M4.9 Structure Fabrication		360	567	15.56%		304		10-Jun-21 A	28-Dec-22	06-Mar-22	30-Jan-23	33	
06-FGC-4-1040	PFab 2-Line 4 - 2nd Floor Primary & Secondary Steel Structure Fabricate (Beam/Cloumn/Plate.etc)	120	266	97.5%	97.5%	3		10-Jun-21 A	02-Mar-22	06-Mar-22	08-Mar-22	6	Extracted Activity
06-FGC-4-1050	PFab 2-Line 4 -3rd Floor Primary & Secondary Steel Structure Fabricate (Beam/Cloumn/Plate.etc)	120	242	68.42%	68.42%	38		08-Aug-21 A	06-Apr-22	08-Mar-22	14-Apr-22	8	Extracted Activity
06-FGC-4-1060	PFab 2-Line 4 - 4th & Top Floor Primary & Secondary Steel Structure Fabricate (Beam/Cloumn/Plate	120	278	17.5%	17.5%	99		02-Sep-21 A	06-Jun-22	07-Mar-22	13-Jun-22	7	Extracted Activity
06-FGC-4-1070	PFab 2-Line 4 - Tertiary Structure Fabrication	180	430	0%	0%	304		25-Oct-21 A	28-Dec-22	02-Apr-22	30-Jan-23	33	Extracted Activity
WBS: EP_SP_66_12-WP6D-M51.06.1.7.M4.1 Structure Erection		162	172	38.89%		99		18-Dec-21 A	07-Jun-22	07-Mar-22	13-Jun-22	6	
06-FGC-4-1090	PFab 2-Line 4 - 2nd Floor(EL12.47~ EL23.47m) Primary & Secondary Steel Structure Erection	60	112	35%	35%	39		18-Dec-21 A	08-Apr-22	07-Mar-22	14-Apr-22	6	Extracted Activity
06-FGC-4-1110	PFab 2-Line 4 - 3rd Floor(EL23.47~ EL34.47m) Primary & Secondary Steel Structure Erection	60	126	0%	0%	60		02-Feb-22 A	07-Jun-22	15-Apr-22	13-Jun-22	6	Extracted Activity
WBS: EP_SP_66_12-WP6D-M51.06.1.7.M4.10 Mechanical Fabrication		270	570	44.07%		151		05-Jan-21 A	28-Jul-22	14-May-22	11-Oct-22	75	
06-FGC-4-1000	PFab 2-Line 4 - Mechanical Fabrication (By yard)	270	570	44.07%	44.07%	151		05-Jan-21 A	28-Jul-22	14-May-22	11-Oct-22	75	Extracted Activity
WBS: EP_SP_66_12-WP6D-M51.06.1.7.M4.11 Piping Fabrication		180	553	0%		289		09-Jun-21 A	13-Dec-22	14-May-22	26-Feb-23	75	
06-FGC-4-1030	PFab 2-Line 4 - Piping Fabrication	180	553	0%	0%	289		09-Jun-21 A	13-Dec-22	14-May-22	26-Feb-23	75	Extracted Activity
WBS: EP_SP_66_12-WP6D-M51.06.1.7.M4.3 Piping Installation		190	190	0%		190		19-May-22	24-Nov-22	25-May-22	30-Nov-22	6	
06-FGC-4-1150	PFab 2-Line 4 - Piping Installation	190	190	0%	0%	190		19-May-22	24-Nov-22	25-May-22	30-Nov-22	6	Extracted Activity
WBS: EP_SP_66_12-WP6D-M51.06.1.7.M4.12 E&I Fabrication		180	180	0%		180		08-May-22	03-Nov-22	14-May-22	09-Nov-22	6	
06-FGC-4-1140	PFab 2-Line 4 - E&I Fabrication	180	180	0%	0%	180	As Late As Possi	08-May-22	03-Nov-22	14-May-22	09-Nov-22	6	Extracted Activity
WBS: EP_SP_66_12-WP6D-M51.06.1.7.M5 Process Island FGC line 5		514	738	37.93%		319		05-Jan-21 A	12-Jan-23	26-Feb-22	11-Apr-23	89	
WBS: EP_SP_66_12-WP6D-M51.06.1.7.M5.9 Structure Fabrication		173	326	37.57%		108		25-Jul-21 A	15-Jun-22	26-Feb-22	15-Jul-22	30	
06-FGC-5-1030	PFab 2-Line 5 - 2nd Floor Primary & Secondary Steel Structure Fabricate (Beam/Cloumn/Plate.etc)	120	222	96.67%	96.67%	4		25-Jul-21 A	03-Mar-22	26-Feb-22	01-Mar-22	-2	Extracted Activity
06-FGC-5-1040	PFab 2-Line 5 -3rd Floor Primary & Secondary Steel Structure Fabricate (Beam/Cloumn/Plate.etc)	120	259	33.33%	33.33%	80		02-Sep-21 A	18-May-22	26-Feb-22	16-May-22	-2	Extracted Activity
06-FGC-5-1060	PFab 2-Line 5 - 4th & Top Floor Primary & Secondary Steel Structure Fabricate (Beam/Cloumn/Plate	120	242	10%	10%	108		17-Oct-21 A	15-Jun-22	30-Mar-22	15-Jul-22	30	Extracted Activity
WBS: EP_SP_66_12-WP6D-M51.06.1.7.M5.1 Structure Erection		109	191	0%		140		08-Jan-22 A	17-Jul-22	09-Mar-22	15-Jul-22	-2	
06-FGC-5-1080	PFab 2-Line 5 - 2nd Floor(EL12.47~ EL23.47m) Primary & Secondary Steel Structure Erection	60	120	0%	0%	69		08-Jan-22 A	07-May-22	09-Mar-22	16-May-22	9	Extracted Activity
06-FGC-5-1120	PFab 2-Line 5 - 3rd Floor(EL23.47~ EL34.47m) Primary & Secondary Steel Structure Erection	60	60	0%	0%	60		19-May-22	17-Jul-22	17-May-22	15-Jul-22	-2	Extracted Activity
WBS: EP_SP_66_12-WP6D-M51.06.1.7.M5.10 Mechanical Fabrication		270	569	44.44%		150		05-Jan-21 A	27-Jul-22	18-Mar-22	14-Aug-22	18	
06-FGC-5-1000	PFab 2-Line 5 - Mechanical Fabrication (By yard)	270	569	44.44%	44.44%	150		05-Jan-21 A	27-Jul-22	18-Mar-22	14-Aug-22	18	Extracted Activity
WBS: EP_SP_66_12-WP6D-M51.06.1.7.M5.2 Mechanical Erection		129	129	0%		129		28-Feb-22	06-Jul-22	18-Mar-22	15-Jul-22	9	
06-FGC-5-1090	PFab 2-Line 5 - 1st Floor (Below EL12.47m) (Including Silencer ID fan)	60	60	0%	0%	60		28-Feb-22	28-Apr-22	18-Mar-22	16-May-22	18	Extracted Activity
06-FGC-5-1110	PFab 2-Line 5 - 2nd Floor (EL12.47~ EL23.47m) (Including Dosing system bicar)	60	60	0%	0%	60		08-May-22	06-Jul-22	17-May-22	15-Jul-22	9	Extracted Activity
WBS: EP_SP_66_12-WP6D-M51.06.1.7.M5.11 Piping Fabrication		180	574	0%		319		18-Jun-21 A	12-Jan-23	28-May-22	11-Apr-23	89	
06-FGC-5-1020	PFab 2-Line 5 - Piping Fabrication	180	574	0%	0%	319		18-Jun-21 A	12-Jan-23	28-May-22	11-Apr-23	89	Extracted Activity
WBS: EP_SP_66_12-WP6D-M51.06.1.7.M5.12 E&I Fabrication		180	180	0%		180		30-May-22	25-Nov-22	28-May-22	23-Nov-22	-2	
06-FGC-5-1130	PFab 2-Line 5 - E&I Fabrication	180	180	0%	0%	180	As Late As Possi	30-May-22	25-Nov-22	28-May-22	23-Nov-22	-2	Extracted Activity
WBS: EP_SP_66_12-WP6D-M51.06.1.7.M6 Process Island FGC line 6		370	610	48.36%		191		05-Jan-21 A	06-Sep-22	26-Feb-22	18-Sep-22	12	
WBS: EP_SP_66_12-WP6D-M51.06.1.7.M6.9 Structure Fabrication		164	296	52.44%		78		25-Jul-21 A	16-May-22	02-Mar-22	09-Jul-22	54	
06-FGC-6-1020	PFab 2-Line 6 - 2nd Floor Primary & Secondary Steel Structure Fabricate (Beam/Cloumn/Plate.etc)	120	278	50%	50%	60		25-Jul-21 A	28-Apr-22	02-Mar-22	30-Apr-22	2	Extracted Activity
06-FGC-6-1030	PFab 2-Line 6 - 3rd Floor Primary & Secondary Steel Structure Fabricate (Beam/Cloumn/Plate.etc)	120	249	41.67%	41.67%	70		02-Sep-21 A	08-May-22	02-Mar-22	10-May-22	2	Extracted Activity
06-FGC-6-1060	PFab 2-Line 6 - 4th & Top Floor Primary & Secondary Steel Structure Fabricate (Beam/Cloumn/Plate	120	212	35%	35%	78		17-Oct-21 A	16-May-22	23-Apr-22	09-Jul-22	54	Extracted Activity
WBS: EP_SP_66_12-WP6D-M51.06.1.7.M6.1 Structure Erection		103	189	0%		134		04-Jan-22 A	11-Jul-22	26-Feb-22	09-Jul-22	-2	
06-FGC-6-1080	PFab 2-Line 6 - 2nd Floor(EL12.47~ EL23.47m) Primary & Secondary Steel Structure Erection	60	129	0%	0%	74		04-Jan-22 A	12-May-22	26-Feb-22	10-May-22	-2	Extracted Activity
06-FGC-6-1110	PFab 2-Line 6 - 3rd Floor(EL23.47~ EL34.47m) Primary & Secondary Steel Structure Erection	60	60	0%	0%	60		13-May-22	11-Jul-22	11-May-22	09-Jul-22	-2	Extracted Activity
WBS: EP_SP_66_12-WP6D-M51.06.1.7.M6.10 Mechanical Fabrication		270	610	29.26%		191		05-Jan-21 A	06-Sep-22	12-Mar-22	18-Sep-22	12	
06-FGC-6-1000	PFab 2-Line 6 - Mechanical Fabrication (By yard)	270	610	29.26%	29.26%	191		05-Jan-21 A	06-Sep-22	12-Mar-22	18-Sep-22	12	Extracted Activity
WBS: EP_SP_66_12-WP6D-M51.06.1.7.M6.2 Mechanical Erection		134	134	0%		134		28-Feb-22	11-Jul-22	12-Mar-22	09-Jul-22	-2	
06-FGC-6-1090	PFab 2-Line 6 - 1st Floor (Below EL12.47m) (Including Silencer ID fan)	60	60	0%	0%	60		28-Feb-22	28-Apr-22	12-Mar-22	10-May-22	12	Extracted Activity
06-FGC-6-1120	PFab 2-Line 6 - 2nd Floor (EL12.47~ EL23.47m) (Including Dosing system bicar)	60	60	0%	0%	60		13-May-22	11-Jul-22	11-May-22	09-Jul-22	-2	Extracted Activity
WBS: EP_SP_66_12-WP6D-M51.06.7 Procurement for HV Transformers and Associated Equipment		60	60	0%		60		28-Feb-22	28-Apr-22	02-Apr-22	31-May-22	33	
WBS: EP_SP_66_12-WP6D-M51.06.7.2 Procurement of Switchboard/Pannels and Cables		60	60	0%		60		28-Feb-22	28-Apr-22	02-Apr-22	31-May-22	33	
06-2090(1)	Material Submission and Approval	60	60	0%	0%	60		28-Feb-22	28-Apr-22	02-Apr-22	31-May-22	33	
WBS: EP_SP_66_12-WP6D-M51.06.10 Procruement and Off-site Fabrication of Pipe Bridges (Incl. Pipings)		90	90	0%		90		29-Apr-22	27-Jul-22	01-May-22	29-Jul-22	2	
06-1390(1)	Material Submission and Approval	90	90	0%	0%	90		29-Apr-22	27-Jul-22	01-May-22	29-Jul-22	2	
WBS: EP_SP_66_12-WP6D-M51.06.16 Procurement for Lighting System		90	90	0%		90		13-Jun-22	10-Sep-22	23-May-22	20-Aug-22	-21	
06-1630	Material Submission and Approval	90	90	0%	0%	90		13-Jun-22	10-Sep-22	23-May-22	20-Aug-22	-21	
WBS: EP_SP_66_12-WP6D-M51.06.31 Off-site Precasting of Box Culvert		75	75	0%		75		08-May-22	21-Jul-22	12-May-22	25-Jul-22	4	
06-8100(6D)	Procurement of Precast Concete Wall Panel Moulding & Fabrication	75	75	0%	0%	75		08-May-22	21-Jul-22	12-May-22	25-Jul-22	4	
WBS: EP_SP_66_12-WP6D-M51.08 Maritime Works		701	837	68.89%		218		19-Jun-20 A	03-Oct-22	28-Feb-22	06-Nov-22	34	
WBS: EP_SP_66_12-WP6D-M51.08.1 Marine Construction		701	837	68.89%		218		19-Jun-20 A	03-Oct-22	28-Feb-22	06-Nov-22	34	
WBS: EP_SP_66_12-WP6D-M51.08.1.1 Phase I - Construction of Perimeter Seawalls		292	354	34.93%		190		17-Sep-21 A	05-Sep-22	28-Feb-22	23-Sep-22	18	
WBS: EP_SP_66_12-WP6D-M51.08.1.1.1 Seawall and Berth at DCM Area		292	354	34.93%		190		17-Sep-21 A	05-Sep-22	28-Feb-22	23-Sep-22	18	
WBS: EP_SP_66_12-WP6D-M51.08.1.1.1.5 Seawall Structural Works		292	354	34.93%		190		17-Sep-21 A	05-Sep-22	28-Feb-22	23-Sep-22	18	



3-Month Rolling Programme (February 2022)

Remaining Work
Actual Work
Critical Remaining Work
Milestone
Actual Milestone
Critical Milestone

Activity ID	Activity Name	Original Duration	At Completion Duration	Duration % Complete	Activity % Complete	Remaining Duration	Primary Constraint	Current Start	Current Finish	Late Start	Late Finish	Total Float	M51 Remarks
WBS: EP_SP_66_12-WP6D-M51.08.1.1.1.5.1 Remain Works		292	354	34.93%		190		17-Sep-21 A	05-Sep-22	28-Feb-22	23-Sep-22	18	
08-1105-08(6)	Prefabrication of Precast Beam and Slab for Seawall A	140	161	99.29%	99.29%	1		21-Sep-21 A	28-Feb-22	28-Feb-22	28-Feb-22	0	
08-1105-09(6)	Prefabrication of Precast Beam & Slab for Seawall B	140	161	99.29%	99.29%	1		21-Sep-21 A	28-Feb-22	28-Feb-22	28-Feb-22	0	
08-1105-11(6)	Prefabrication of Precast Copping for Vertical Seawall	140	140	40.71%	40.71%	83		03-Jan-22 A	22-May-22	01-Mar-22	22-May-22	0	
08-1120	Construction of Seawall and Wave Wall Extension from +3mPD to Deck Level for Seawall A	220	354	13.64%	13.64%	190		17-Sep-21 A	05-Sep-22	18-Mar-22	23-Sep-22	18	
WBS: EP_SP_66_12-WP6D-M51.08.1.2 Phase II - Reclamation, Breakwater and Berth Construction		701	837	68.89%		218		19-Jun-20 A	03-Oct-22	02-Mar-22	06-Nov-22	34	
WBS: EP_SP_66_12-WP6D-M51.08.1.2.1 Reclamation		430	635	49.3%		218		07-Jan-21 A	03-Oct-22	02-Mar-22	06-Nov-22	34	
WBS: EP_SP_66_12-WP6D-M51.08.1.2.1.6 Reclamation Works		414	432	47.34%		218		29-Jul-21 A	03-Oct-22	02-Mar-22	06-Nov-22	34	
WBS: EP_SP_66_12-WP6D-M51.08.1.2.1.6.1 Reclamation Fill		32	230	50%		16		29-Jul-21 A	15-Mar-22	02-Mar-22	17-Mar-22	2	
08-3040(6)	Fill up +2.5 to +7.5mPD at West Edge Area (91,000m3 @ 4000m3/d)	32	230	50%	50%	16		29-Jul-21 A	15-Mar-22	02-Mar-22	17-Mar-22	2	
WBS: EP_SP_66_12-WP6D-M51.08.1.2.1.6.3 Surcharge Filling		22	22	0%		22		16-Mar-22	06-Apr-22	19-Apr-22	10-May-22	34	
08-3060(6)	Fill up +7.5 to +11&12mPD at West Edge Area (Stage 6) (55,000m3 @ 2500m3/d)	22	22	0%	0%	22		16-Mar-22	06-Apr-22	19-Apr-22	10-May-22	34	
WBS: EP_SP_66_12-WP6D-M51.08.1.2.1.6.4 Surcharge Period		308	313	32.47%		208		25-Nov-21 A	03-Oct-22	17-Mar-22	06-Nov-22	34	
08-3110-1(6)	Loading @ +12mPD at ACC Building & Substation (Stage 4)	180	208	42.78%	42.78%	103		25-Nov-21 A	20-Jun-22	17-Mar-22	27-Jun-22	7	
08-3120(6)	Loading @ +11&+13mPD at at East Edge Area (Stage 5)	180	255	1.11%	1.11%	178		29-Dec-21 A	09-Sep-22	18-Mar-22	11-Sep-22	2	
08-3120-1(6)	Loading @ +11&12mPD at West Edge Area (Stage 6)	180	180	0%	0%	180		07-Apr-22	03-Oct-22	11-May-22	06-Nov-22	34	
WBS: EP_SP_66_12-WP6D-M51.08.1.2.1.1 Instrumentation		88	215	98.86%		1		29-Jul-21 A	28-Feb-22	17-Mar-22	17-Mar-22	17	
WBS: EP_SP_66_12-WP6D-M51.08.1.2.1.1.1 Instruments above +2.5mPD		88	215	98.86%		1		29-Jul-21 A	28-Feb-22	17-Mar-22	17-Mar-22	17	
WBS: EP_SP_66_12-WP6D-M51.08.1.2.1.1.1.7 IWMF Substation (East)		88	215	98.86%		1		29-Jul-21 A	28-Feb-22	17-Mar-22	17-Mar-22	17	
08-2060 (M42)	Drilling and installation of Instrumentation (11nrs.)	88	215	98.86%	98.86%	1		29-Jul-21 A	28-Feb-22	17-Mar-22	17-Mar-22	17	
WBS: EP_SP_66_12-WP6D-M51.08.1.2.1.2 PVD Remedial Works		87	445	67.82%		28		07-Jan-21 A	27-Mar-22	12-Mar-22	12-Jun-22	77	
08-1390 (M34)15	Install Sand Drains at Zone D (approx. 62 nr @ 4nr/day/2 set of equipment)	16	422	68.75%	68.75%	5		07-Jan-21 A	04-Mar-22	12-Mar-22	16-Mar-22	12	
08-1390 (M34)20	GI for ground condition varification at other Zone for PVD (10 nr approx @0.5 nr/day) Inc Report	28	28	0%	0%	28		28-Feb-22	27-Mar-22	16-May-22	12-Jun-22	77	
WBS: EP_SP_66_12-WP6D-M51.08.1.2.2 Breakwater		374	705	77.07%		86		19-Jun-20 A	24-May-22	04-Apr-22	28-Jun-22	35	
08-1280	Rubble Mound Laying (100,000m3 approx, @550m3/d)	188	570	84.04%	84.04%	30		06-Sep-20 A	29-Mar-22	30-Apr-22	29-May-22	61	
08-1285(1)	Prefabrication for Caission	180	675	69%	69%	56		19-Jun-20 A	24-Apr-22	04-Apr-22	29-May-22	35	
08-1290	Caisson Laying (Total 29nrs, @2 nrs/week)	150	517	77.33%	77.33%	34		24-Dec-20 A	24-May-22	26-May-22	28-Jun-22	35	
WBS: EP_SP_66_12-WP6D-M51.08.1.2.3 Seawall and Berth at Marine Access		30	376	0%		30		19-Mar-21 A	29-Mar-22	30-May-22	28-Jun-22	91	
08-1320(5A)	Caisson Infill, Solid ballast, toe protection, precast concrete blocks ..etc Laying	30	376	0%	0%	30		19-Mar-21 A	29-Mar-22	30-May-22	28-Jun-22	91	
WBS: EP_SP_66_12-WP6D-M51.09 Foundation Works		336	420	44.94%		185		08-Jul-21 A	31-Aug-22	21-Feb-22	10-Oct-22	40	
WBS: EP_SP_66_12-WP6D-M51.09.0 Site Investigation and Preliminary Pile		272	256	92.28%		21		08-Jul-21 A	20-Mar-22	20-Mar-22	24-Apr-22	34	
09-1000	Ground Investigation	180	254	95%	95%	9		08-Jul-21 A	18-Mar-22	15-Apr-22	24-Apr-22	36	
WBS: EP_SP_66_12-WP6D-M51.09.0.13 Preliminary Percussive H Pile		172	184	87.79%		21		18-Sep-21 A	20-Mar-22	20-Mar-22	09-Apr-22	20	
09-1020	Preliminary Pile Installation	7	170	0%	0%	7		18-Sep-21 A	06-Mar-22	20-Mar-22	26-Mar-22	20	
09-1030	Preliminary Pile Load Test	14	14	0%	0%	14		07-Mar-22	20-Mar-22	27-Mar-22	09-Apr-22	20	
WBS: EP_SP_66_12-WP6D-M51.09.2 Process Building - Waste Bunker & Tipping Hall Bld Foundation		268	301	49.64%		135		15-Sep-21 A	13-Jul-22	25-Feb-22	23-Jul-22	11	
WBS: EP_SP_66_12-WP6D-M51.09.2.4 Piling Works (Driven H-pile)		174	292	27.66%		126		15-Sep-21 A	03-Jul-22	25-Feb-22	01-Jul-22	-2	
WBS: EP_SP_66_12-WP6D-M51.09.2.4.1 Piling Stage 1 (Module 1)		118	223	51.69%		57		15-Sep-21 A	25-Apr-22	25-Feb-22	22-Apr-22	-3	
WBS: EP_SP_66_12-WP6D-M51.09.2.4.1.2 Bunker		118	223	51.69%		57		15-Sep-21 A	25-Apr-22	25-Feb-22	22-Apr-22	-3	
09-1120	Driven H Pile Installations (342 nrs ~40m(D), @60m/d 4 Workfronts)	49	215	0%	0%	49		15-Sep-21 A	17-Apr-22	25-Feb-22	14-Apr-22	-3	1/342 Completed
09-1130	Pile Load Test	8	8	0%	0%	8		18-Apr-22	25-Apr-22	15-Apr-22	22-Apr-22	-3	
WBS: EP_SP_66_12-WP6D-M51.09.2.4.3 Piling Stage 3 (Module 3)		82	130	16%		69		24-Feb-22 A	03-Jul-22	24-Apr-22	01-Jul-22	-2	
WBS: EP_SP_66_12-WP6D-M51.09.2.4.3.2 Bunker		82	130	16%		69		24-Feb-22 A	03-Jul-22	24-Apr-22	01-Jul-22	-2	
09-2210	Driven H Pile Installations (297 nrs ~40m(D), @60m/d 4 Workfronts)	82	130	16%	16%	69		24-Feb-22 A	03-Jul-22	24-Apr-22	01-Jul-22	-2	47 inprogress
WBS: EP_SP_66_12-WP6D-M51.09.2.1 Piling Works (Socket H-pile)		268	292	49.64%		135		24-Sep-21 A	13-Jul-22	05-Mar-22	23-Jul-22	11	
WBS: EP_SP_66_12-WP6D-M51.09.2.1.2 Piling Stage 1 (Module 1)		268	292	49.64%		135		24-Sep-21 A	13-Jul-22	05-Mar-22	23-Jul-22	11	
WBS: EP_SP_66_12-WP6D-M51.09.2.1.2.1 Tipping Hall		268	292	49.64%		135		24-Sep-21 A	13-Jul-22	05-Mar-22	18-Jul-22	6	
09-2190	Prebored H Pile Installations (43 nrs, 2 Workfronts @4d/no.) Workfront (1# 2#)	86	225	21%	21%	68		24-Sep-21 A	06-May-22	05-Mar-22	12-May-22	6	6/43 Completed, 6 inprogress
09-2230	Prebored H Pile Installations (41 nrs, 2 Workfronts @4d/no.) Workfront (1# 2#)	82	201	18.2%	18.2%	67		24-Dec-21 A	13-Jul-22	12-May-22	18-Jul-22	6	3/41 Completed, 9 inprogress
WBS: EP_SP_66_12-WP6D-M51.09.2.1.2.2 Bunker		96	82	15%		82		28-Feb-22 A	20-May-22	03-May-22	23-Jul-22	64	
09-2260	Prebored H Pile Installations (48 nrs, 2 Workfronts @4d/no.) Workfront (3# 4#)	96	82	15%	15%	82		28-Feb-22 A	20-May-22	03-May-22	23-Jul-22	64	
WBS: EP_SP_66_12-WP6D-M51.09.3 Process Building - Boiler & Flue Gas Treatment Bld Foundation		202	251	33.66%		134		03-Nov-21 A	11-Jul-22	21-Feb-22	01-Jul-22	-10	
WBS: EP_SP_66_12-WP6D-M51.09.3.1 Boiler Building & Flue Gas Foundation		202	251	33.66%		134		03-Nov-21 A	11-Jul-22	21-Feb-22	01-Jul-22	-10	
WBS: EP_SP_66_12-WP6D-M51.09.3.1.1 Piling Works (Socket H-pile)		182	189	32.42%		123		24-Dec-21 A	30-Jun-22	23-Feb-22	27-Jun-22	-3	
WBS: EP_SP_66_12-WP6D-M51.09.3.1.1.2 Piling Stage 1 (Module 1)		111	113	57.45%		47		24-Dec-21 A	16-Apr-22	23-Feb-22	16-Apr-22	1	
09-2580	Prebored H Pile Installations (60 nrs, 4 Workfronts @4d/no.) Workfront (5# 6# 7# 8#)	69	96	56%	56%	30		24-Dec-21 A	30-Mar-22	23-Feb-22	25-Mar-22	-4	26/60 Completed, 15 inprogress
09-2590	Pile Load Test	8	8	0%	0%	8		30-Mar-22	07-Apr-22	09-Apr-22	16-Apr-22	10	
09-2700	Prebored H Pile Installations (11 nrs, 2 Workfronts @4d/no.) Workfront (5# 6#)	22	43	59%	59%	9		24-Feb-22 A	08-Apr-22	30-Mar-22	08-Apr-22	1	3/11 Completed, 7 inprogress
09-2700-1(6D)	Pile Load Test	8	8	0%	0%	8		08-Apr-22	16-Apr-22	09-Apr-22	16-Apr-22	1	
WBS: EP_SP_66_12-WP6D-M51.09.3.1.1.1 Piling Stage 2 (Module 2)		80	80	0%		80		30-Mar-22	18-Jun-22	26-Mar-22	13-Jun-22	-4	
09-2300	Prebored H Pile Installations (18 nrs, 2 Workfronts @4d/no.) Workfront (7# 8#)	36	36	0%	0%	36		30-Mar-22	05-May-22	26-Mar-22	30-Apr-22	-4	
09-2600	Prebored H Pile Installations (15 nrs, 2 Workfronts @4d/no.) Workfront (5# 6#)	30	30	0%	0%	30		26-Apr-22	25-May-22	23-Apr-22	22-May-22	-3	
09-2610	Prebored H Pile Installations (22 nrs, 2 Workfronts @4d/no.) Workfront (7# 8#)	44	44	0%	0%	44		05-May-22	18-Jun-22	01-May-22	13-Jun-22	-4	
WBS: EP_SP_66_12-WP6D-M51.09.3.1.1.3 Piling Stage 3 (Module 3)		36	36	0%		36		26-May-22	30-Jun-22	23-May-22	27-Jun-22	-3	
09-2620	Prebored H Pile Installations (18 nrs, 2 Workfronts @4d/no.) Workfront (5# 6#)	36	36	0%	0%	36		26-May-22	30-Jun-22	23-May-22	27-Jun-22	-3	
WBS: EP_SP_66_12-WP6D-M51.09.3.1.2 Piling Works (Driven H-pile)		194	228	42.88%		111		03-Nov-21 A	18-Jun-22	21-Feb-22	12-Jun-22	-6	
WBS: EP_SP_66_12-WP6D-M51.09.3.1.2.1 Piling Stage 1 (Module 1)		113	144	52.18%		54		30-Nov-21 A	23-Apr-22	21-Feb-22	17-Apr-22	-5	
09-1320	Driven H Pile Installations (250 nrs ~40m(D), @60m/d 4 Workfronts)	96	136	52%	52%	46		30-Nov-21 A	15-Apr-22	21-Feb-22	08-Apr-22	-7	45/250 Completed, 169 inprogress
09-1330	Pile Load Test	8	8	0%	0%	8		15-Apr-22	23-Apr-22	10-Apr-22	17-Apr-22	-5	



3-Month Rolling Programme (February 2022)

Remaining Work
Actual Work
Critical Remaining Work
Milestone
Actual Milestone
Critical Milestone

Activity ID	Activity Name	Original Duration	At Completion Duration	Duration % Complete	Activity % Complete	Remaining Duration	Primary Constraint	Current Start	Current Finish	Late Start	Late Finish	Total Float	M51 Remarks
WBS: EP_SP_66_12-WP6D-M51.09.3.1.2.2 Piling Stage 2 (Module 2)		194	228	42.88%		111		03-Nov-21 A	18-Jun-22	07-Mar-22	11-Jun-22	-7	
09-1340(6)	Predrilling for Driven Pile founding determination (64nr ~60m, @15m/d, 4 Rigs)	64	149	50%	50%	32		03-Nov-21 A	31-Mar-22	07-Mar-22	08-Apr-22	7	
09-1350	Driven H Pile Installations (243 nrs ~40m(D), @60m/d 4 Workfronts)	79	115	18%	18%	65		24-Feb-22 A	18-Jun-22	08-Apr-22	11-Jun-22	-7	1/243 Completed, 84 inprogress
WBS: EP_SP_66_12-WP6D-M51.09.3.1.2.3 Piling Stage 3 (Module 3)		42	149	23.81%		32		03-Nov-21 A	31-Mar-22	12-May-22	12-Jun-22	73	
09-1370(6)	Predrilling for Driven Pile founding determination (63nr ~60m, @15m/d, 8 Rigs)	42	149	23.81%	23.81%	32		03-Nov-21 A	31-Mar-22	12-May-22	12-Jun-22	73	
WBS: EP_SP_66_12-WP6D-M51.09.3.1.9 Pile Caps Construction		87	87	0%		87		16-Apr-22	11-Jul-22	17-Apr-22	01-Jul-22	-10	
WBS: EP_SP_66_12-WP6D-M51.09.3.1.9.1 Pile Cap Stage 1 (Module 1)		87	87	0%		87		16-Apr-22	11-Jul-22	17-Apr-22	01-Jul-22	-10	
09-1400	Excavation to Pile Cap Formation (TPU)	45	45	0%	0%	45		23-Apr-22	07-Jun-22	18-Apr-22	01-Jun-22	-5	
09-1410	Pile Cut-off & Capping Plate (188 nrs, 10nr/d)	19	19	0%	0%	19		26-May-22	14-Jun-22	21-May-22	08-Jun-22	-5	
09-1420	Pile Caps Construction (28 nrs, 5set @1/7d)	41	41	0%	0%	41		01-Jun-22	11-Jul-22	22-May-22	01-Jul-22	-10	
09-1420-1(6D)	Excavation to Pile Cap Formation (FGC)	45	45	0%	0%	45		16-Apr-22	31-May-22	17-Apr-22	31-May-22	1	
09-1420-2(6D)	Pile Cut-off & Capping Plate (187 nrs, 10nr/d)	19	19	0%	0%	19		19-May-22	07-Jun-22	20-May-22	07-Jun-22	1	
09-1420-3(6D)	Pile Caps Construction (28 nrs, 5set @1/7d)	42	42	0%	0%	42		20-May-22	01-Jul-22	21-May-22	01-Jul-22	1	
WBS: EP_SP_66_12-WP6D-M51.09.5 Turbine Hall Bld Foundation		153	153	0%		153		10-Mar-22	09-Aug-22	01-May-22	25-Aug-22	16	
WBS: EP_SP_66_12-WP6D-M51.09.5.1 Piling Works (Driven H-pile)		153	153	0%		153		10-Mar-22	09-Aug-22	01-May-22	25-Aug-22	16	
09-1720(6)	Predrilling for Driven Pile founding determination (32nr ~60m, @15m/d, 8 Rigs)	16	16	0%	0%	16		10-Mar-22	25-Mar-22	01-May-22	16-May-22	52	
09-1730	Driven H Pile Installations (219 nrs ~55m(D), @60m/d 2 Workfronts)	101	101	0%	0%	101		01-May-22	09-Aug-22	17-May-22	25-Aug-22	16	
WBS: EP_SP_66_12-WP6D-M51.09.6 Compressor & CCCW Bld Foundation		52	52	0%		52		10-Mar-22	30-Apr-22	09-Apr-22	16-May-22	16	
WBS: EP_SP_66_12-WP6D-M51.09.6.1 Piling Works (Driven H-pile)		52	52	0%		52		10-Mar-22	30-Apr-22	09-Apr-22	16-May-22	16	
09-2310(6)	Predrilling for Driven Pile founding determination (6nr ~60m, @15m/d, 4 Rigs)	6	6	0%	0%	6		10-Mar-22	15-Mar-22	09-Apr-22	14-Apr-22	30	
09-2320	Driven H Pile Installations (68 nrs ~55m(D), @60m/d 2 Workfronts)	32	32	0%	0%	32		30-Mar-22	30-Apr-22	15-Apr-22	16-May-22	16	
WBS: EP_SP_66_12-WP6D-M51.09.7 Chimney Foundation		175	175	0%		175		10-Mar-22	31-Aug-22	19-Apr-22	10-Oct-22	40	
WBS: EP_SP_66_12-WP6D-M51.09.7.1 Piling Works (Bored Pile)		175	175	0%		175		10-Mar-22	31-Aug-22	19-Apr-22	10-Oct-22	40	
09-1810-1(6D)	Mobilization of Piling Plants & Equipments and Site Setup	39	39	0%	0%	39		10-Mar-22	17-Apr-22	19-Apr-22	27-May-22	40	
09-1820	Bored Pile Set #1 (6 nrs, @22d/no.)	136	136	0%	0%	136		18-Apr-22	31-Aug-22	28-May-22	10-Oct-22	40	
WBS: EP_SP_66_12-WP6D-M51.15 Works By CLP		476	476	0%		476		13-Jun-23	01-Oct-24	15-May-23	04-Jan-25	95	
WBS: EP_SP_66_12-WP6D-M51.15.1 Installation of Transmission System		350	350	0%		350		13-Jun-23	27-May-24	15-May-23	25-May-24	-2	
15-0800	450 days Prior to Commencement of System Commissioning Test	0	0	0%	0%	0		13-Jun-23		15-May-23		-29	
15-0900	Completion of Civil Provision for Transmission	0	0	0%	0%	0			10-Sep-23		30-Sep-23	20	
15-1000	Construction of Transmission System	90	90	0%	0%	90		13-Jun-23	10-Sep-23	03-Jul-23	30-Sep-23	20	
15-1002	Cable Testing	30	30	0%	0%	30		27-Apr-24	27-May-24	26-Apr-24	25-May-24	-2	
WBS: EP_SP_66_12-WP6D-M51.15.2 Remaining Installation Works by CLP		240	240	0%		240		30-Nov-23	26-Jul-24	30-Nov-23	31-Aug-24	36	
15-1005	Handover of CLP Equipment Room no later than 10 mths before energization	0	0	0%	0%	0	As Late As Possil	30-Nov-23		30-Nov-23		0	
15-1010	Commencement of 132kV cable termination no later than 4 mths before energization	0	0	0%	0%	0		27-May-24		25-May-24		-2	
15-1010-1(6)	Overall testing and commissioning of 2 x CHS-IWMF circuits	60	60	0%	0%	60		27-May-24	26-Jul-24	03-Jul-24	31-Aug-24	36	
WBS: EP_SP_66_12-WP6D-M51.15.3 Metering & Energization		66	66	0%		66		26-Jul-24	01-Oct-24	01-Sep-24	04-Jan-25	95	
15-1020	Incoming Power System Final Inspection and Metering works	30	30	0%	0%	30		26-Jul-24	25-Aug-24	01-Sep-24	30-Sep-24	36	
15-1030	Energization of Incoming Power Supply Main System	0	0	0%	0%	0	Start On	01-Oct-24*		01-Oct-24		0	
15-1040	Energization of Incoming Power Supply Sub System	0	0	0%	0%	0	Start On or After	01-Oct-24*		04-Jan-25		95	
15-1050	Export Power System Final Inspection and Metering works	30	30	0%	0%	30		26-Jul-24	25-Aug-24	01-Sep-24	30-Sep-24	36	
15-1060	Connection to Grid	0	0	0%	0%	0			25-Aug-24		25-Dec-24	122	



3-Month Rolling Programme (February 2022)

Remaining Work
Actual Work
Critical Remaining Work
Milestone
Actual Milestone
Critical Milestone