

## Appendix D Water Quality Monitoring Data

| Location | Date (YYYYMMDD) | Weather | Sea Condition | Tidal   | Water Level | Depth (m) | Time  | DO (mg/L) | pH   | Sal (ppt) | Temp (°C) | Turbidity (NTU)<br>Note 1 | SS (mg/L) |
|----------|-----------------|---------|---------------|---------|-------------|-----------|-------|-----------|------|-----------|-----------|---------------------------|-----------|
| B1       | 20211101        | Cloudy  | Moderate      | Mid-Ebb | Surface     | 1         | 08:56 | 7.8       | 8.1  | 30.03     | 27.98     | 3.84                      | 5         |
| B1       | 20211101        | Cloudy  | Moderate      | Mid-Ebb | Surface     | 1         | 08:56 | 8.02      | 8.13 | 30.16     | 28.08     | 4.51                      | 7         |
| B1       | 20211101        | Cloudy  | Moderate      | Mid-Ebb | Bottom      | 3.8       | 08:55 | 8.3       | 8.12 | 30.72     | 27.99     | 3.58                      | 13        |
| B1       | 20211101        | Cloudy  | Moderate      | Mid-Ebb | Bottom      | 3.8       | 08:55 | 8.13      | 8.14 | 30.82     | 28.03     | 3.56                      | 16        |
| B2       | 20211101        | Cloudy  | Moderate      | Mid-Ebb | Surface     | 1         | 09:12 | 7.71      | 8.28 | 30.34     | 28.1      | 4.29                      | 15        |
| B2       | 20211101        | Cloudy  | Moderate      | Mid-Ebb | Surface     | 1         | 09:12 | 7.52      | 8.29 | 30.23     | 28.19     | 4.75                      | 12        |
| B2       | 20211101        | Cloudy  | Moderate      | Mid-Ebb | Bottom      | 4.7       | 09:11 | 7.87      | 8.12 | 29.95     | 28.04     | 5.17                      | 7         |
| B2       | 20211101        | Cloudy  | Moderate      | Mid-Ebb | Bottom      | 4.7       | 09:11 | 8.06      | 8.13 | 29.96     | 28.12     | 4.73                      | 6         |
| B3       | 20211101        | Cloudy  | Moderate      | Mid-Ebb | Surface     | 1         | 10:33 | 7.52      | 8.09 | 29.92     | 28.25     | 3.47                      | 7         |
| B3       | 20211101        | Cloudy  | Moderate      | Mid-Ebb | Surface     | 1         | 10:33 | 7.57      | 8.09 | 29.99     | 28.39     | 3.96                      | 4         |
| B3       | 20211101        | Cloudy  | Moderate      | Mid-Ebb | Bottom      | 4         | 10:32 | 7.43      | 8.08 | 29.99     | 28.27     | 4.62                      | 9         |
| B3       | 20211101        | Cloudy  | Moderate      | Mid-Ebb | Bottom      | 4         | 10:32 | 7.43      | 8.12 | 29.9      | 28.17     | 4.46                      | 6         |
| B4       | 20211101        | Cloudy  | Moderate      | Mid-Ebb | Surface     | 1         | 10:23 | 8.74      | 8.08 | 30.74     | 28.55     | 3.2                       | 4         |
| B4       | 20211101        | Cloudy  | Moderate      | Mid-Ebb | Surface     | 1         | 10:23 | 8.73      | 8.11 | 30.78     | 28.49     | 3.52                      | 7         |
| B4       | 20211101        | Cloudy  | Moderate      | Mid-Ebb | Bottom      | 4.1       | 10:22 | 8.65      | 8.14 | 30.95     | 28.22     | 4.05                      | 6         |
| B4       | 20211101        | Cloudy  | Moderate      | Mid-Ebb | Bottom      | 4.1       | 10:22 | 8.5       | 8.11 | 30.78     | 28.09     | 3.65                      | 7         |
| C1A      | 20211101        | Cloudy  | Moderate      | Mid-Ebb | Surface     | 1         | 08:23 | 8.41      | 8.13 | 30.69     | 27.86     | 4.18                      | 10        |
| C1A      | 20211101        | Cloudy  | Moderate      | Mid-Ebb | Surface     | 1         | 08:23 | 8.31      | 8.15 | 30.77     | 28.04     | 4.04                      | 10        |
| C1A      | 20211101        | Cloudy  | Moderate      | Mid-Ebb | Middle      | 4.95      | 08:22 | 8.29      | 8.13 | 30.75     | 28.53     | 5.33                      | 5         |
| C1A      | 20211101        | Cloudy  | Moderate      | Mid-Ebb | Middle      | 4.95      | 08:22 | 8.11      | 8.13 | 30.85     | 28.67     | 4.96                      | 6         |
| C1A      | 20211101        | Cloudy  | Moderate      | Mid-Ebb | Bottom      | 8.9       | 08:21 | 8.35      | 8.14 | 30.83     | 28.62     | 5.55                      | 6         |
| C1A      | 20211101        | Cloudy  | Moderate      | Mid-Ebb | Bottom      | 8.9       | 08:21 | 8.07      | 8.18 | 30.85     | 28.54     | 5.34                      | 6         |
| C2A      | 20211101        | Cloudy  | Moderate      | Mid-Ebb | Surface     | 1         | 10:26 | 7.64      | 8.1  | 30.07     | 28.32     | 3.95                      | 4         |
| C2A      | 20211101        | Cloudy  | Moderate      | Mid-Ebb | Surface     | 1         | 10:26 | 7.41      | 8.1  | 30.11     | 28.32     | 3.39                      | 4         |
| C2A      | 20211101        | Cloudy  | Moderate      | Mid-Ebb | Middle      | 5.7       | 10:25 | 8.59      | 8.08 | 30.74     | 28.54     | 3.3                       | 5         |
| C2A      | 20211101        | Cloudy  | Moderate      | Mid-Ebb | Middle      | 5.7       | 10:25 | 8.53      | 8.11 | 30.71     | 28.47     | 3.61                      | 7         |
| C2A      | 20211101        | Cloudy  | Moderate      | Mid-Ebb | Bottom      | 10.4      | 10:24 | 8.73      | 8.08 | 30.75     | 28.57     | 3.87                      | 10        |
| C2A      | 20211101        | Cloudy  | Moderate      | Mid-Ebb | Bottom      | 10.4      | 10:24 | 8.71      | 8.14 | 30.83     | 28.52     | 3.57                      | 10        |
| CR1      | 20211101        | Cloudy  | Moderate      | Mid-Ebb | Surface     | 1         | 10:06 | 8.55      | 8.18 | 30.78     | 28.19     | 3.16                      | 5         |
| CR1      | 20211101        | Cloudy  | Moderate      | Mid-Ebb | Surface     | 1         | 10:06 | 8.67      | 8.16 | 30.98     | 28.17     | 2.82                      | 5         |
| CR1      | 20211101        | Cloudy  | Moderate      | Mid-Ebb | Middle      | 6.25      | 10:05 | 8.68      | 8.15 | 30.94     | 28.02     | 3.31                      | 5         |
| CR1      | 20211101        | Cloudy  | Moderate      | Mid-Ebb | Middle      | 6.25      | 10:05 | 8.36      | 8.12 | 30.84     | 28.03     | 2.86                      | 4         |
| CR1      | 20211101        | Cloudy  | Moderate      | Mid-Ebb | Bottom      | 11.5      | 10:04 | 7.86      | 8.05 | 31.27     | 28.2      | 3.19                      | 5         |
| CR1      | 20211101        | Cloudy  | Moderate      | Mid-Ebb | Bottom      | 11.5      | 10:04 | 7.82      | 8.08 | 31.21     | 28.19     | 3.43                      | 3         |
| CR2      | 20211101        | Cloudy  | Moderate      | Mid-Ebb | Surface     | 1         | 09:53 | 7.78      | 8.12 | 31.33     | 28.35     | 2.22                      | 5         |
| CR2      | 20211101        | Cloudy  | Moderate      | Mid-Ebb | Surface     | 1         | 09:53 | 7.66      | 8.07 | 31.35     | 28.33     | 2.43                      | 6         |
| CR2      | 20211101        | Cloudy  | Moderate      | Mid-Ebb | Middle      | 5.65      | 09:52 | 8.79      | 8.12 | 29.96     | 27.94     | 4.19                      | 4         |

| Location | Date (YYYYMMDD) | Weather | Sea Condition | Tidal     | Water Level | Depth (m) | Time  | DO (mg/L) | pH   | Sal (ppt) | Temp (°C) | Turbidity (NTU)<br>Note 1 | SS (mg/L) |
|----------|-----------------|---------|---------------|-----------|-------------|-----------|-------|-----------|------|-----------|-----------|---------------------------|-----------|
| CR2      | 20211101        | Cloudy  | Moderate      | Mid-Ebb   | Middle      | 5.65      | 09:52 | 8.86      | 8.11 | 29.76     | 27.92     | 3.55                      | 4         |
| CR2      | 20211101        | Cloudy  | Moderate      | Mid-Ebb   | Bottom      | 10.3      | 09:51 | 8.95      | 8.06 | 29.79     | 27.87     | 4.25                      | 3         |
| CR2      | 20211101        | Cloudy  | Moderate      | Mid-Ebb   | Bottom      | 10.3      | 09:51 | 8.91      | 8.1  | 29.83     | 27.94     | 4.64                      | 4         |
| F1A      | 20211101        | Cloudy  | Moderate      | Mid-Ebb   | Surface     | 1         | 09:52 | 7.94      | 8.09 | 31.21     | 28.25     | 2.72                      | 8         |
| F1A      | 20211101        | Cloudy  | Moderate      | Mid-Ebb   | Surface     | 1         | 09:52 | 7.88      | 8.09 | 31.31     | 28.32     | 2.89                      | 7         |
| F1A      | 20211101        | Cloudy  | Moderate      | Mid-Ebb   | Middle      | 4.5       | 09:51 | 8.83      | 8.12 | 29.81     | 27.77     | 3.82                      | 11        |
| F1A      | 20211101        | Cloudy  | Moderate      | Mid-Ebb   | Middle      | 4.5       | 09:51 | 9         | 8.09 | 29.91     | 27.93     | 3.69                      | 9         |
| F1A      | 20211101        | Cloudy  | Moderate      | Mid-Ebb   | Bottom      | 8         | 09:50 | 8.59      | 8.27 | 30.36     | 28.2      | 3.28                      | 5         |
| F1A      | 20211101        | Cloudy  | Moderate      | Mid-Ebb   | Bottom      | 8         | 09:50 | 8.67      | 8.22 | 30.48     | 28.27     | 3.77                      | 3         |
| H1       | 20211101        | Cloudy  | Moderate      | Mid-Ebb   | Surface     | 1         | 09:38 | 8.46      | 8.27 | 30.43     | 28.41     | 2.72                      | 7         |
| H1       | 20211101        | Cloudy  | Moderate      | Mid-Ebb   | Surface     | 1         | 09:38 | 8.61      | 8.24 | 30.5      | 28.3      | 2.32                      | 8         |
| H1       | 20211101        | Cloudy  | Moderate      | Mid-Ebb   | Middle      | 4.2       | 09:37 | 8.48      | 8.21 | 30.5      | 28.39     | 2.79                      | 9         |
| H1       | 20211101        | Cloudy  | Moderate      | Mid-Ebb   | Middle      | 4.2       | 09:37 | 8.47      | 8.24 | 30.3      | 28.29     | 3.07                      | 8         |
| H1       | 20211101        | Cloudy  | Moderate      | Mid-Ebb   | Bottom      | 7.4       | 09:36 | 8.88      | 8    | 31        | 28.64     | 3.39                      | 5         |
| H1       | 20211101        | Cloudy  | Moderate      | Mid-Ebb   | Bottom      | 7.4       | 09:36 | 8.82      | 8.04 | 30.77     | 28.71     | 3.97                      | 8         |
| M1       | 20211101        | Cloudy  | Moderate      | Mid-Ebb   | Surface     | 1         | 09:24 | 8.61      | 8.03 | 30.79     | 28.7      | 3.3                       | 13        |
| M1       | 20211101        | Cloudy  | Moderate      | Mid-Ebb   | Surface     | 1         | 09:24 | 8.62      | 8.04 | 30.95     | 28.52     | 2.99                      | 11        |
| M1       | 20211101        | Cloudy  | Moderate      | Mid-Ebb   | Middle      | 4.95      | 09:23 | 8.76      | 8.02 | 30.94     | 28.64     | 2.93                      | 13        |
| M1       | 20211101        | Cloudy  | Moderate      | Mid-Ebb   | Middle      | 4.95      | 09:23 | 8.61      | 8.01 | 30.86     | 28.69     | 2.77                      | 13        |
| M1       | 20211101        | Cloudy  | Moderate      | Mid-Ebb   | Bottom      | 8.9       | 09:22 | 7.71      | 8.27 | 30.28     | 28.09     | 4.85                      | 8         |
| M1       | 20211101        | Cloudy  | Moderate      | Mid-Ebb   | Bottom      | 8.9       | 09:22 | 7.58      | 8.29 | 30.34     | 28.08     | 5.36                      | 7         |
| B1       | 20211101        | Cloudy  | Moderate      | Mid-Flood | Surface     | 1         | 15:11 | 7.96      | 8.17 | 29.97     | 28.11     | 2.77                      | 7         |
| B1       | 20211101        | Cloudy  | Moderate      | Mid-Flood | Surface     | 1         | 15:11 | 8.29      | 8.2  | 30.03     | 28.02     | 3.05                      | 6         |
| B1       | 20211101        | Cloudy  | Moderate      | Mid-Flood | Bottom      | 3.6       | 15:10 | 8.04      | 8.21 | 29.9      | 28.15     | 3.96                      | 7         |
| B1       | 20211101        | Cloudy  | Moderate      | Mid-Flood | Bottom      | 3.6       | 15:10 | 8.32      | 8.16 | 30.03     | 28.12     | 4.74                      | 6         |
| B2       | 20211101        | Cloudy  | Moderate      | Mid-Flood | Surface     | 1         | 15:27 | 8.1       | 8.22 | 30        | 28.21     | 3.26                      | 5         |
| B2       | 20211101        | Cloudy  | Moderate      | Mid-Flood | Surface     | 1         | 15:27 | 8.1       | 8.18 | 29.96     | 28.15     | 3.75                      | 5         |
| B2       | 20211101        | Cloudy  | Moderate      | Mid-Flood | Bottom      | 3.9       | 15:26 | 8.3       | 8.16 | 29.99     | 28.16     | 2.7                       | 5         |
| B2       | 20211101        | Cloudy  | Moderate      | Mid-Flood | Bottom      | 3.9       | 15:26 | 8.08      | 8.2  | 30.08     | 28.05     | 2.3                       | 5         |
| B3       | 20211101        | Cloudy  | Moderate      | Mid-Flood | Surface     | 1         | 14:58 | 7.9       | 8.23 | 29.96     | 28.09     | 4.41                      | 5         |
| B3       | 20211101        | Cloudy  | Moderate      | Mid-Flood | Surface     | 1         | 14:58 | 7.96      | 8.15 | 30        | 28.06     | 4.92                      | 5         |
| B3       | 20211101        | Cloudy  | Moderate      | Mid-Flood | Bottom      | 3.7       | 14:57 | 8.26      | 8.16 | 29.9      | 28.2      | 3.85                      | 6         |
| B3       | 20211101        | Cloudy  | Moderate      | Mid-Flood | Bottom      | 3.7       | 14:57 | 7.9       | 8.15 | 30        | 28.15     | 4.31                      | 7         |
| B4       | 20211101        | Cloudy  | Moderate      | Mid-Flood | Surface     | 1         | 15:09 | 8.21      | 8.16 | 30.05     | 28.11     | 3.97                      | 5         |
| B4       | 20211101        | Cloudy  | Moderate      | Mid-Flood | Surface     | 1         | 15:09 | 7.9       | 8.17 | 30.01     | 28.07     | 3.33                      | 5         |
| B4       | 20211101        | Cloudy  | Moderate      | Mid-Flood | Bottom      | 4.1       | 15:08 | 8.3       | 8.15 | 30.01     | 28.03     | 3.6                       | 5         |
| B4       | 20211101        | Cloudy  | Moderate      | Mid-Flood | Bottom      | 4.1       | 15:08 | 8.09      | 8.21 | 29.94     | 28.03     | 3.44                      | 6         |

| Location | Date (YYYYMMDD) | Weather | Sea Condition | Tidal     | Water Level | Depth (m) | Time  | DO (mg/L) | pH   | Sal (ppt) | Temp (°C) | Turbidity (NTU)<br>Note 1 | SS (mg/L) |
|----------|-----------------|---------|---------------|-----------|-------------|-----------|-------|-----------|------|-----------|-----------|---------------------------|-----------|
| C1A      | 20211101        | Cloudy  | Moderate      | Mid-Flood | Surface     | 1         | 14:47 | 8.05      | 8.15 | 30.03     | 28.26     | 3.68                      | 17        |
| C1A      | 20211101        | Cloudy  | Moderate      | Mid-Flood | Surface     | 1         | 14:47 | 8.07      | 8.14 | 29.94     | 28.11     | 4.25                      | 17        |
| C1A      | 20211101        | Cloudy  | Moderate      | Mid-Flood | Middle      | 5.3       | 14:46 | 8.15      | 8.17 | 29.89     | 28.02     | 2.97                      | 6         |
| C1A      | 20211101        | Cloudy  | Moderate      | Mid-Flood | Middle      | 5.3       | 14:46 | 8.2       | 8.17 | 30.1      | 28.07     | 2.83                      | 8         |
| C1A      | 20211101        | Cloudy  | Moderate      | Mid-Flood | Bottom      | 9.6       | 14:45 | 8.22      | 8.21 | 30.16     | 28.29     | 5.22                      | 13        |
| C1A      | 20211101        | Cloudy  | Moderate      | Mid-Flood | Bottom      | 9.6       | 14:45 | 8.18      | 8.21 | 29.95     | 28.13     | 5.01                      | 13        |
| C2A      | 20211101        | Cloudy  | Moderate      | Mid-Flood | Surface     | 1         | 14:47 | 7.9       | 8.16 | 30.03     | 28.03     | 4.81                      | 12        |
| C2A      | 20211101        | Cloudy  | Moderate      | Mid-Flood | Surface     | 1         | 14:47 | 7.96      | 8.14 | 30.16     | 28.01     | 4.37                      | 12        |
| C2A      | 20211101        | Cloudy  | Moderate      | Mid-Flood | Middle      | 5.5       | 14:46 | 8.08      | 8.21 | 30.16     | 28.02     | 3.37                      | 9         |
| C2A      | 20211101        | Cloudy  | Moderate      | Mid-Flood | Middle      | 5.5       | 14:46 | 8.23      | 8.14 | 29.94     | 28.29     | 3.35                      | 9         |
| C2A      | 20211101        | Cloudy  | Moderate      | Mid-Flood | Bottom      | 10        | 14:45 | 7.91      | 8.23 | 29.89     | 28.05     | 4.14                      | 6         |
| C2A      | 20211101        | Cloudy  | Moderate      | Mid-Flood | Bottom      | 10        | 14:45 | 8.13      | 8.18 | 30.09     | 28.16     | 4.88                      | 6         |
| CR1      | 20211101        | Cloudy  | Moderate      | Mid-Flood | Surface     | 1         | 16:25 | 8.04      | 8.17 | 29.97     | 28.08     | 3.86                      | 5         |
| CR1      | 20211101        | Cloudy  | Moderate      | Mid-Flood | Surface     | 1         | 16:25 | 8.2       | 8.2  | 29.9      | 28.24     | 4.35                      | 6         |
| CR1      | 20211101        | Cloudy  | Moderate      | Mid-Flood | Middle      | 6.3       | 16:24 | 8.19      | 8.21 | 30.05     | 28.01     | 5.01                      | 11        |
| CR1      | 20211101        | Cloudy  | Moderate      | Mid-Flood | Middle      | 6.3       | 16:24 | 8.19      | 8.17 | 30.08     | 28.09     | 4.85                      | 11        |
| CR1      | 20211101        | Cloudy  | Moderate      | Mid-Flood | Bottom      | 11.6      | 16:23 | 7.96      | 8.21 | 29.96     | 28.02     | 4.34                      | 9         |
| CR1      | 20211101        | Cloudy  | Moderate      | Mid-Flood | Bottom      | 11.6      | 16:23 | 8.16      | 8.2  | 29.99     | 28.07     | 3.68                      | 8         |
| CR2      | 20211101        | Cloudy  | Moderate      | Mid-Flood | Surface     | 1         | 16:09 | 8.31      | 8.23 | 29.9      | 28.17     | 3.57                      | 9         |
| CR2      | 20211101        | Cloudy  | Moderate      | Mid-Flood | Surface     | 1         | 16:09 | 8.3       | 8.18 | 30.11     | 28.05     | 3.77                      | 7         |
| CR2      | 20211101        | Cloudy  | Moderate      | Mid-Flood | Middle      | 5.4       | 16:08 | 8.17      | 8.17 | 30.15     | 28.24     | 3.48                      | 8         |
| CR2      | 20211101        | Cloudy  | Moderate      | Mid-Flood | Middle      | 5.4       | 16:08 | 8.16      | 8.14 | 30.12     | 28.18     | 2.94                      | 8         |
| CR2      | 20211101        | Cloudy  | Moderate      | Mid-Flood | Bottom      | 9.8       | 16:07 | 7.99      | 8.17 | 29.99     | 28.04     | 3.63                      | 7         |
| CR2      | 20211101        | Cloudy  | Moderate      | Mid-Flood | Bottom      | 9.8       | 16:07 | 8.09      | 8.16 | 30.13     | 28.17     | 3.18                      | 8         |
| F1A      | 20211101        | Cloudy  | Moderate      | Mid-Flood | Surface     | 1         | 15:42 | 8.13      | 8.21 | 29.98     | 28.14     | 3.47                      | 11        |
| F1A      | 20211101        | Cloudy  | Moderate      | Mid-Flood | Surface     | 1         | 15:42 | 8.16      | 8.18 | 29.94     | 28        | 3.13                      | 11        |
| F1A      | 20211101        | Cloudy  | Moderate      | Mid-Flood | Middle      | 4.35      | 15:41 | 7.99      | 8.17 | 29.94     | 28        | 3.1                       | 7         |
| F1A      | 20211101        | Cloudy  | Moderate      | Mid-Flood | Middle      | 4.35      | 15:41 | 8.07      | 8.17 | 29.95     | 28.22     | 2.97                      | 6         |
| F1A      | 20211101        | Cloudy  | Moderate      | Mid-Flood | Bottom      | 7.7       | 15:40 | 7.93      | 8.14 | 29.99     | 28.17     | 3.53                      | 9         |
| F1A      | 20211101        | Cloudy  | Moderate      | Mid-Flood | Bottom      | 7.7       | 15:40 | 8.09      | 8.17 | 30.13     | 28.14     | 3.92                      | 9         |
| H1       | 20211101        | Cloudy  | Moderate      | Mid-Flood | Surface     | 1         | 15:54 | 7.9       | 8.17 | 30.1      | 28.12     | 2.91                      | 5         |
| H1       | 20211101        | Cloudy  | Moderate      | Mid-Flood | Surface     | 1         | 15:54 | 7.94      | 8.19 | 29.96     | 28.13     | 3.35                      | 5         |
| H1       | 20211101        | Cloudy  | Moderate      | Mid-Flood | Middle      | 4         | 15:53 | 8.2       | 8.16 | 29.97     | 28.29     | 2.14                      | 9         |
| H1       | 20211101        | Cloudy  | Moderate      | Mid-Flood | Middle      | 4         | 15:53 | 8.1       | 8.23 | 29.97     | 28.03     | 2.35                      | 9         |
| H1       | 20211101        | Cloudy  | Moderate      | Mid-Flood | Bottom      | 7         | 15:52 | 8.27      | 8.23 | 30.16     | 28.2      | 2.64                      | 5         |
| H1       | 20211101        | Cloudy  | Moderate      | Mid-Flood | Bottom      | 7         | 15:52 | 7.95      | 8.21 | 29.91     | 28.16     | 2.81                      | 7         |
| M1       | 20211101        | Cloudy  | Moderate      | Mid-Flood | Surface     | 1         | 16:13 | 7.93      | 8.23 | 29.9      | 28.21     | 2.39                      | 10        |

| Location | Date (YYYYMMDD) | Weather | Sea Condition | Tidal     | Water Level | Depth (m) | Time  | DO (mg/L) | pH   | Sal (ppt) | Temp (°C) | Turbidity (NTU)<br>Note 1 | SS (mg/L) |
|----------|-----------------|---------|---------------|-----------|-------------|-----------|-------|-----------|------|-----------|-----------|---------------------------|-----------|
| M1       | 20211101        | Cloudy  | Moderate      | Mid-Flood | Surface     | 1         | 16:13 | 8.13      | 8.19 | 30        | 28.05     | 2.7                       | 13        |
| M1       | 20211101        | Cloudy  | Moderate      | Mid-Flood | Middle      | 4.15      | 16:12 | 7.98      | 8.23 | 30.07     | 28.19     | 2.26                      | 6         |
| M1       | 20211101        | Cloudy  | Moderate      | Mid-Flood | Middle      | 4.15      | 16:12 | 8.28      | 8.21 | 30.04     | 28.26     | 2.66                      | 8         |
| M1       | 20211101        | Cloudy  | Moderate      | Mid-Flood | Bottom      | 7.3       | 16:11 | 7.93      | 8.23 | 30.09     | 28.25     | 2.29                      | 7         |
| M1       | 20211101        | Cloudy  | Moderate      | Mid-Flood | Bottom      | 7.3       | 16:11 | 8.17      | 8.22 | 30.05     | 28.04     | 2.61                      | 8         |
| B1       | 20211103        | Sunny   | Moderate      | Mid-Ebb   | Surface     | 1         | 10:12 | 8.73      | 8.36 | 31.56     | 27.91     | 1.82                      | 16        |
| B1       | 20211103        | Sunny   | Moderate      | Mid-Ebb   | Surface     | 1         | 10:12 | 8.51      | 8.38 | 31.5      | 27.67     | 1.96                      | 14        |
| B1       | 20211103        | Sunny   | Moderate      | Mid-Ebb   | Bottom      | 3.5       | 10:11 | 8.35      | 8.38 | 31.49     | 28.36     | 2.94                      | 10        |
| B1       | 20211103        | Sunny   | Moderate      | Mid-Ebb   | Bottom      | 3.5       | 10:11 | 8.57      | 8.36 | 31.54     | 28.4      | 2.81                      | 11        |
| B2       | 20211103        | Sunny   | Moderate      | Mid-Ebb   | Surface     | 1         | 10:28 | 8.72      | 8.13 | 31.18     | 28.35     | 4.35                      | 6         |
| B2       | 20211103        | Sunny   | Moderate      | Mid-Ebb   | Surface     | 1         | 10:28 | 8.72      | 8.13 | 31.02     | 28.53     | 4.37                      | 6         |
| B2       | 20211103        | Sunny   | Moderate      | Mid-Ebb   | Bottom      | 4.1       | 10:27 | 8.62      | 8.4  | 31.69     | 27.82     | 2.47                      | 6         |
| B2       | 20211103        | Sunny   | Moderate      | Mid-Ebb   | Bottom      | 4.1       | 10:27 | 8.75      | 8.36 | 31.72     | 28        | 2.88                      | 7         |
| B3       | 20211103        | Sunny   | Moderate      | Mid-Ebb   | Surface     | 1         | 11:59 | 8.89      | 8.23 | 31.1      | 28.54     | 2.86                      | 6         |
| B3       | 20211103        | Sunny   | Moderate      | Mid-Ebb   | Surface     | 1         | 11:59 | 8.93      | 8.22 | 31.09     | 28.64     | 3.17                      | 6         |
| B3       | 20211103        | Sunny   | Moderate      | Mid-Ebb   | Bottom      | 4.2       | 11:58 | 9.15      | 8.3  | 31.45     | 28.53     | 3.47                      | 5         |
| B3       | 20211103        | Sunny   | Moderate      | Mid-Ebb   | Bottom      | 4.2       | 11:58 | 9.19      | 8.21 | 31.47     | 28.42     | 3.23                      | 4         |
| B4       | 20211103        | Sunny   | Moderate      | Mid-Ebb   | Surface     | 1         | 12:09 | 8.8       | 8.25 | 31.15     | 28.34     | 2.56                      | 7         |
| B4       | 20211103        | Sunny   | Moderate      | Mid-Ebb   | Surface     | 1         | 12:09 | 8.8       | 8.26 | 31.17     | 28.32     | 2.25                      | 7         |
| B4       | 20211103        | Sunny   | Moderate      | Mid-Ebb   | Bottom      | 3.8       | 12:08 | 8.94      | 8.23 | 31.11     | 28.67     | 3.23                      | 6         |
| B4       | 20211103        | Sunny   | Moderate      | Mid-Ebb   | Bottom      | 3.8       | 12:08 | 8.93      | 8.29 | 31.28     | 28.52     | 3.05                      | 4         |
| C1A      | 20211103        | Sunny   | Moderate      | Mid-Ebb   | Surface     | 1         | 09:41 | 8.37      | 8.37 | 31.39     | 28.45     | 5.83                      | 9         |
| C1A      | 20211103        | Sunny   | Moderate      | Mid-Ebb   | Surface     | 1         | 09:41 | 8.44      | 8.38 | 31.41     | 28.61     | 5.58                      | 9         |
| C1A      | 20211103        | Sunny   | Moderate      | Mid-Ebb   | Middle      | 5.2       | 09:40 | 9.67      | 8.14 | 31.09     | 28.65     | 4.81                      | 13        |
| C1A      | 20211103        | Sunny   | Moderate      | Mid-Ebb   | Middle      | 5.2       | 09:40 | 9.67      | 8.18 | 31.22     | 28.71     | 4.85                      | 13        |
| C1A      | 20211103        | Sunny   | Moderate      | Mid-Ebb   | Bottom      | 9.4       | 09:39 | 9.65      | 8.16 | 31.15     | 28.63     | 6.35                      | 7         |
| C1A      | 20211103        | Sunny   | Moderate      | Mid-Ebb   | Bottom      | 9.4       | 09:39 | 9.59      | 8.13 | 31.09     | 28.65     | 6.09                      | 8         |
| C2A      | 20211103        | Sunny   | Moderate      | Mid-Ebb   | Surface     | 1         | 11:47 | 9.29      | 8.3  | 31.37     | 28.66     | 3.62                      | 13        |
| C2A      | 20211103        | Sunny   | Moderate      | Mid-Ebb   | Surface     | 1         | 11:47 | 9.17      | 8.21 | 31.46     | 28.63     | 3.93                      | 13        |
| C2A      | 20211103        | Sunny   | Moderate      | Mid-Ebb   | Middle      | 5.7       | 11:46 | 9.31      | 8.23 | 31.43     | 28.59     | 4.48                      | 11        |
| C2A      | 20211103        | Sunny   | Moderate      | Mid-Ebb   | Middle      | 5.7       | 11:46 | 9.38      | 8.22 | 31.47     | 28.66     | 4.15                      | 8         |
| C2A      | 20211103        | Sunny   | Moderate      | Mid-Ebb   | Bottom      | 10.4      | 11:45 | 9.18      | 8.17 | 32.15     | 28.3      | 5.22                      | 10        |
| C2A      | 20211103        | Sunny   | Moderate      | Mid-Ebb   | Bottom      | 10.4      | 11:45 | 9.24      | 8.14 | 32.15     | 28.22     | 5.07                      | 13        |
| CR1      | 20211103        | Sunny   | Moderate      | Mid-Ebb   | Surface     | 1         | 11:26 | 9.09      | 8.22 | 32.37     | 28.1      | 3.32                      | 15        |
| CR1      | 20211103        | Sunny   | Moderate      | Mid-Ebb   | Surface     | 1         | 11:26 | 9.22      | 8.27 | 32.27     | 28.25     | 3.18                      | 14        |
| CR1      | 20211103        | Sunny   | Moderate      | Mid-Ebb   | Middle      | 6.65      | 11:25 | 9.23      | 8.31 | 32.14     | 28.02     | 2.85                      | 13        |
| CR1      | 20211103        | Sunny   | Moderate      | Mid-Ebb   | Middle      | 6.65      | 11:25 | 9.22      | 8.26 | 32.22     | 28.21     | 3                         | 13        |

| Location | Date (YYYYMMDD) | Weather | Sea Condition | Tidal     | Water Level | Depth (m) | Time  | DO (mg/L) | pH   | Sal (ppt) | Temp (°C) | Turbidity (NTU)<br>Note 1 | SS (mg/L) |
|----------|-----------------|---------|---------------|-----------|-------------|-----------|-------|-----------|------|-----------|-----------|---------------------------|-----------|
| CR1      | 20211103        | Sunny   | Moderate      | Mid-Ebb   | Bottom      | 12.3      | 11:24 | 9.39      | 8.4  | 30.9      | 28.74     | 3.28                      | 9         |
| CR1      | 20211103        | Sunny   | Moderate      | Mid-Ebb   | Bottom      | 12.3      | 11:24 | 9.64      | 8.43 | 30.74     | 28.5      | 3.58                      | 7         |
| CR2      | 20211103        | Sunny   | Moderate      | Mid-Ebb   | Surface     | 1         | 11:12 | 9.38      | 8.41 | 30.87     | 28.71     | 3.18                      | 13        |
| CR2      | 20211103        | Sunny   | Moderate      | Mid-Ebb   | Surface     | 1         | 11:12 | 9.63      | 8.4  | 30.74     | 28.75     | 3.36                      | 12        |
| CR2      | 20211103        | Sunny   | Moderate      | Mid-Ebb   | Middle      | 5.55      | 11:11 | 9.62      | 8.41 | 30.87     | 28.65     | 2.69                      | 10        |
| CR2      | 20211103        | Sunny   | Moderate      | Mid-Ebb   | Middle      | 5.55      | 11:11 | 9.52      | 8.44 | 30.74     | 28.57     | 3.09                      | 7         |
| CR2      | 20211103        | Sunny   | Moderate      | Mid-Ebb   | Bottom      | 10.1      | 11:10 | 9.02      | 8.37 | 31.97     | 28.08     | 4.99                      | 12        |
| CR2      | 20211103        | Sunny   | Moderate      | Mid-Ebb   | Bottom      | 10.1      | 11:10 | 9.05      | 8.37 | 31.99     | 27.78     | 4.38                      | 11        |
| F1A      | 20211103        | Sunny   | Moderate      | Mid-Ebb   | Surface     | 1         | 11:28 | 9.18      | 8.13 | 32.16     | 28.09     | 2.17                      | 11        |
| F1A      | 20211103        | Sunny   | Moderate      | Mid-Ebb   | Surface     | 1         | 11:28 | 9.22      | 8.19 | 31.96     | 28.19     | 1.92                      | 11        |
| F1A      | 20211103        | Sunny   | Moderate      | Mid-Ebb   | Middle      | 4.5       | 11:27 | 9.19      | 8.15 | 32.01     | 28.31     | 2.8                       | 8         |
| F1A      | 20211103        | Sunny   | Moderate      | Mid-Ebb   | Middle      | 4.5       | 11:27 | 9.28      | 8.12 | 32.07     | 28.11     | 2.38                      | 6         |
| F1A      | 20211103        | Sunny   | Moderate      | Mid-Ebb   | Bottom      | 8         | 11:26 | 9.14      | 8.22 | 32.38     | 28.17     | 3.68                      | 10        |
| F1A      | 20211103        | Sunny   | Moderate      | Mid-Ebb   | Bottom      | 8         | 11:26 | 9.07      | 8.23 | 32.31     | 27.95     | 3.73                      | 8         |
| H1       | 20211103        | Sunny   | Moderate      | Mid-Ebb   | Surface     | 1         | 10:56 | 9.89      | 8.29 | 32.2      | 28.73     | 4.3                       | 8         |
| H1       | 20211103        | Sunny   | Moderate      | Mid-Ebb   | Surface     | 1         | 10:56 | 9.83      | 8.32 | 32.11     | 28.69     | 4.66                      | 8         |
| H1       | 20211103        | Sunny   | Moderate      | Mid-Ebb   | Middle      | 4.3       | 10:55 | 9.87      | 8.3  | 32.09     | 28.71     | 4.4                       | 12        |
| H1       | 20211103        | Sunny   | Moderate      | Mid-Ebb   | Middle      | 4.3       | 10:55 | 9.68      | 8.29 | 32.16     | 28.71     | 4.8                       | 10        |
| H1       | 20211103        | Sunny   | Moderate      | Mid-Ebb   | Bottom      | 7.6       | 10:54 | 8.75      | 8.2  | 31.14     | 28.49     | 5.38                      | 9         |
| H1       | 20211103        | Sunny   | Moderate      | Mid-Ebb   | Bottom      | 7.6       | 10:54 | 8.66      | 8.17 | 31.13     | 28.64     | 4.74                      | 9         |
| M1       | 20211103        | Sunny   | Moderate      | Mid-Ebb   | Surface     | 1         | 10:59 | 8.96      | 8.33 | 32.21     | 27.91     | 3.7                       | 10        |
| M1       | 20211103        | Sunny   | Moderate      | Mid-Ebb   | Surface     | 1         | 10:59 | 8.96      | 8.3  | 32.06     | 27.89     | 3.8                       | 10        |
| M1       | 20211103        | Sunny   | Moderate      | Mid-Ebb   | Middle      | 4.35      | 10:58 | 8.81      | 8.3  | 32.08     | 27.89     | 4.21                      | 15        |
| M1       | 20211103        | Sunny   | Moderate      | Mid-Ebb   | Middle      | 4.35      | 10:58 | 9.05      | 8.34 | 32.13     | 28.13     | 3.59                      | 17        |
| M1       | 20211103        | Sunny   | Moderate      | Mid-Ebb   | Bottom      | 7.7       | 10:57 | 9.73      | 8.29 | 32.1      | 28.72     | 4.72                      | 15        |
| M1       | 20211103        | Sunny   | Moderate      | Mid-Ebb   | Bottom      | 7.7       | 10:57 | 9.83      | 8.37 | 32.15     | 28.72     | 5.22                      | 12        |
| B1       | 20211103        | Sunny   | Moderate      | Mid-Flood | Surface     | 1         | 15:57 | 9.28      | 8.21 | 31.35     | 28.12     | 3.35                      | 9         |
| B1       | 20211103        | Sunny   | Moderate      | Mid-Flood | Surface     | 1         | 15:57 | 9.3       | 8.21 | 31.36     | 27.96     | 3.32                      | 9         |
| B1       | 20211103        | Sunny   | Moderate      | Mid-Flood | Bottom      | 4.6       | 15:56 | 9.64      | 8.21 | 30.69     | 27.76     | 3.99                      | 13        |
| B1       | 20211103        | Sunny   | Moderate      | Mid-Flood | Bottom      | 4.6       | 15:56 | 9.57      | 8.17 | 30.7      | 27.72     | 4.31                      | 11        |
| B2       | 20211103        | Sunny   | Moderate      | Mid-Flood | Surface     | 1         | 16:17 | 9.28      | 8.19 | 31.37     | 28.06     | 4.1                       | 8         |
| B2       | 20211103        | Sunny   | Moderate      | Mid-Flood | Surface     | 1         | 16:17 | 9.4       | 8.16 | 31.31     | 27.89     | 3.8                       | 8         |
| B2       | 20211103        | Sunny   | Moderate      | Mid-Flood | Bottom      | 3.9       | 16:16 | 9.28      | 8.24 | 31.48     | 28.04     | 3.64                      | 12        |
| B2       | 20211103        | Sunny   | Moderate      | Mid-Flood | Bottom      | 3.9       | 16:16 | 9.32      | 8.18 | 31.27     | 27.95     | 3.95                      | 11        |
| B3       | 20211103        | Sunny   | Moderate      | Mid-Flood | Surface     | 1         | 15:39 | 8.39      | 8.31 | 31.53     | 28.05     | 2.7                       | 11        |
| B3       | 20211103        | Sunny   | Moderate      | Mid-Flood | Surface     | 1         | 15:39 | 8.36      | 8.31 | 31.61     | 28.07     | 2.42                      | 10        |
| B3       | 20211103        | Sunny   | Moderate      | Mid-Flood | Bottom      | 4.3       | 15:38 | 8.41      | 8.29 | 31.7      | 27.89     | 3.36                      | 10        |

| Location | Date (YYYYMMDD) | Weather | Sea Condition | Tidal     | Water Level | Depth (m) | Time  | DO (mg/L) | pH   | Sal (ppt) | Temp (°C) | Turbidity (NTU)<br>Note 1 | SS (mg/L) |
|----------|-----------------|---------|---------------|-----------|-------------|-----------|-------|-----------|------|-----------|-----------|---------------------------|-----------|
| B3       | 20211103        | Sunny   | Moderate      | Mid-Flood | Bottom      | 4.3       | 15:38 | 8.5       | 8.32 | 31.76     | 27.97     | 3.79                      | 10        |
| B4       | 20211103        | Sunny   | Moderate      | Mid-Flood | Surface     | 1         | 15:50 | 9.5       | 8.21 | 30.71     | 27.59     | 4.04                      | 11        |
| B4       | 20211103        | Sunny   | Moderate      | Mid-Flood | Surface     | 1         | 15:50 | 9.53      | 8.21 | 30.91     | 27.71     | 3.65                      | 9         |
| B4       | 20211103        | Sunny   | Moderate      | Mid-Flood | Bottom      | 4.3       | 15:49 | 9.59      | 8.12 | 30.72     | 27.6      | 3.92                      | 11        |
| B4       | 20211103        | Sunny   | Moderate      | Mid-Flood | Bottom      | 4.3       | 15:49 | 9.56      | 8.16 | 30.92     | 27.52     | 3.76                      | 9         |
| C1A      | 20211103        | Sunny   | Moderate      | Mid-Flood | Surface     | 1         | 15:28 | 8.66      | 8.41 | 30.99     | 28.23     | 4.35                      | 10        |
| C1A      | 20211103        | Sunny   | Moderate      | Mid-Flood | Surface     | 1         | 15:28 | 8.62      | 8.38 | 31.02     | 28.27     | 4.91                      | 10        |
| C1A      | 20211103        | Sunny   | Moderate      | Mid-Flood | Middle      | 6         | 15:27 | 8.76      | 8.16 | 31.19     | 28.5      | 5.52                      | 10        |
| C1A      | 20211103        | Sunny   | Moderate      | Mid-Flood | Middle      | 6         | 15:27 | 8.8       | 8.16 | 31.36     | 28.37     | 4.87                      | 14        |
| C1A      | 20211103        | Sunny   | Moderate      | Mid-Flood | Bottom      | 11        | 15:26 | 8.53      | 8.21 | 31.04     | 27.67     | 5.02                      | 10        |
| C1A      | 20211103        | Sunny   | Moderate      | Mid-Flood | Bottom      | 11        | 15:26 | 8.55      | 8.24 | 30.86     | 27.68     | 5.48                      | 11        |
| C2A      | 20211103        | Sunny   | Moderate      | Mid-Flood | Surface     | 1         | 15:28 | 8.65      | 8.43 | 30.82     | 28.13     | 6.02                      | 9         |
| C2A      | 20211103        | Sunny   | Moderate      | Mid-Flood | Surface     | 1         | 15:28 | 8.71      | 8.39 | 31.09     | 28.26     | 6.31                      | 8         |
| C2A      | 20211103        | Sunny   | Moderate      | Mid-Flood | Middle      | 5.85      | 15:27 | 8.68      | 8.19 | 31.19     | 28.48     | 4.72                      | 7         |
| C2A      | 20211103        | Sunny   | Moderate      | Mid-Flood | Middle      | 5.85      | 15:27 | 8.76      | 8.17 | 31.34     | 28.3      | 4.9                       | 9         |
| C2A      | 20211103        | Sunny   | Moderate      | Mid-Flood | Bottom      | 10.7      | 15:26 | 8.43      | 8.17 | 30.95     | 27.64     | 5.69                      | 8         |
| C2A      | 20211103        | Sunny   | Moderate      | Mid-Flood | Bottom      | 10.7      | 15:26 | 8.55      | 8.18 | 30.89     | 27.75     | 5.85                      | 8         |
| CR1      | 20211103        | Sunny   | Moderate      | Mid-Flood | Surface     | 1         | 17:13 | 9.2       | 8.23 | 31.51     | 27.94     | 3.13                      | 15        |
| CR1      | 20211103        | Sunny   | Moderate      | Mid-Flood | Surface     | 1         | 17:13 | 9.15      | 8.21 | 31.57     | 28.18     | 3.44                      | 16        |
| CR1      | 20211103        | Sunny   | Moderate      | Mid-Flood | Middle      | 6.3       | 17:12 | 9.15      | 8.26 | 31.66     | 28.14     | 3.43                      | 17        |
| CR1      | 20211103        | Sunny   | Moderate      | Mid-Flood | Middle      | 6.3       | 17:12 | 9.3       | 8.24 | 31.72     | 27.97     | 3.13                      | 17        |
| CR1      | 20211103        | Sunny   | Moderate      | Mid-Flood | Bottom      | 11.6      | 17:11 | 9.29      | 8.2  | 31.62     | 27.97     | 3.88                      | 10        |
| CR1      | 20211103        | Sunny   | Moderate      | Mid-Flood | Bottom      | 11.6      | 17:11 | 9.18      | 8.24 | 31.49     | 27.98     | 3.8                       | 10        |
| CR2      | 20211103        | Sunny   | Moderate      | Mid-Flood | Surface     | 1         | 16:58 | 9.22      | 8.27 | 32.22     | 28.58     | 3.01                      | 16        |
| CR2      | 20211103        | Sunny   | Moderate      | Mid-Flood | Surface     | 1         | 16:58 | 9.17      | 8.33 | 32.38     | 28.53     | 2.88                      | 16        |
| CR2      | 20211103        | Sunny   | Moderate      | Mid-Flood | Middle      | 5.5       | 16:57 | 9.25      | 8.24 | 32.25     | 28.61     | 2.74                      | 9         |
| CR2      | 20211103        | Sunny   | Moderate      | Mid-Flood | Middle      | 5.5       | 16:57 | 9.22      | 8.25 | 32.43     | 28.64     | 3.04                      | 9         |
| CR2      | 20211103        | Sunny   | Moderate      | Mid-Flood | Bottom      | 10        | 16:56 | 9.22      | 8.25 | 32.29     | 28.55     | 3.63                      | 11        |
| CR2      | 20211103        | Sunny   | Moderate      | Mid-Flood | Bottom      | 10        | 16:56 | 9.28      | 8.25 | 32.42     | 28.5      | 3.32                      | 12        |
| F1A      | 20211103        | Sunny   | Moderate      | Mid-Flood | Surface     | 1         | 16:22 | 8.79      | 8.29 | 31.69     | 28.22     | 3.08                      | 9         |
| F1A      | 20211103        | Sunny   | Moderate      | Mid-Flood | Surface     | 1         | 16:22 | 8.66      | 8.34 | 31.83     | 28.28     | 2.89                      | 9         |
| F1A      | 20211103        | Sunny   | Moderate      | Mid-Flood | Middle      | 4.1       | 16:21 | 8.69      | 8.36 | 31.68     | 28.13     | 2.98                      | 10        |
| F1A      | 20211103        | Sunny   | Moderate      | Mid-Flood | Middle      | 4.1       | 16:21 | 8.66      | 8.35 | 31.87     | 28.25     | 3.22                      | 9         |
| F1A      | 20211103        | Sunny   | Moderate      | Mid-Flood | Bottom      | 7.2       | 16:20 | 8.71      | 8.3  | 31.82     | 28.2      | 3.23                      | 8         |
| F1A      | 20211103        | Sunny   | Moderate      | Mid-Flood | Bottom      | 7.2       | 16:20 | 8.71      | 8.35 | 31.64     | 28.3      | 3.73                      | 9         |
| H1       | 20211103        | Sunny   | Moderate      | Mid-Flood | Surface     | 1         | 16:45 | 8.25      | 8.4  | 32.48     | 27.61     | 2.1                       | 10        |
| H1       | 20211103        | Sunny   | Moderate      | Mid-Flood | Surface     | 1         | 16:45 | 8.38      | 8.37 | 32.41     | 27.7      | 2.22                      | 10        |

| Location | Date (YYYYMMDD) | Weather | Sea Condition | Tidal     | Water Level | Depth (m) | Time  | DO (mg/L) | pH   | Sal (ppt) | Temp (°C) | Turbidity (NTU)<br>Note 1 | SS (mg/L) |
|----------|-----------------|---------|---------------|-----------|-------------|-----------|-------|-----------|------|-----------|-----------|---------------------------|-----------|
| H1       | 20211103        | Sunny   | Moderate      | Mid-Flood | Middle      | 3.9       | 16:44 | 8.34      | 8.4  | 32.36     | 27.7      | 2.96                      | 10        |
| H1       | 20211103        | Sunny   | Moderate      | Mid-Flood | Middle      | 3.9       | 16:44 | 8.24      | 8.34 | 32.54     | 27.63     | 2.65                      | 9         |
| H1       | 20211103        | Sunny   | Moderate      | Mid-Flood | Bottom      | 6.8       | 16:43 | 8.39      | 8.38 | 32.41     | 27.73     | 2.32                      | 7         |
| H1       | 20211103        | Sunny   | Moderate      | Mid-Flood | Bottom      | 6.8       | 16:43 | 8.35      | 8.36 | 32.49     | 27.67     | 2.54                      | 7         |
| M1       | 20211103        | Sunny   | Moderate      | Mid-Flood | Surface     | 1         | 16:52 | 9.61      | 8.31 | 31.48     | 28.14     | 3.24                      | 8         |
| M1       | 20211103        | Sunny   | Moderate      | Mid-Flood | Surface     | 1         | 16:52 | 9.55      | 8.31 | 31.66     | 28.07     | 3.23                      | 11        |
| M1       | 20211103        | Sunny   | Moderate      | Mid-Flood | Middle      | 3.85      | 16:51 | 9.61      | 8.32 | 31.51     | 28.07     | 3.45                      | 11        |
| M1       | 20211103        | Sunny   | Moderate      | Mid-Flood | Middle      | 3.85      | 16:51 | 9.57      | 8.35 | 31.61     | 28.34     | 3.42                      | 15        |
| M1       | 20211103        | Sunny   | Moderate      | Mid-Flood | Bottom      | 6.7       | 16:50 | 9.61      | 8.34 | 31.59     | 28.21     | 3.38                      | 11        |
| M1       | 20211103        | Sunny   | Moderate      | Mid-Flood | Bottom      | 6.7       | 16:50 | 9.54      | 8.36 | 31.55     | 28.27     | 3.22                      | 11        |
| B1       | 20211105        | Cloudy  | Moderate      | Mid-Ebb   | Surface     | 1         | 11:17 | 9.33      | 8.29 | 32.69     | 28.65     | 3.9                       | 12        |
| B1       | 20211105        | Cloudy  | Moderate      | Mid-Ebb   | Surface     | 1         | 11:17 | 9.16      | 8.34 | 32.66     | 28.5      | 3.81                      | 12        |
| B1       | 20211105        | Cloudy  | Moderate      | Mid-Ebb   | Bottom      | 3.9       | 11:16 | 9.5       | 8.31 | 32.23     | 28.29     | 3.12                      | 14        |
| B1       | 20211105        | Cloudy  | Moderate      | Mid-Ebb   | Bottom      | 3.9       | 11:16 | 9.77      | 8.33 | 32.22     | 28.38     | 3                         | 14        |
| B2       | 20211105        | Cloudy  | Moderate      | Mid-Ebb   | Surface     | 1         | 11:34 | 9.34      | 8.25 | 31.59     | 27.94     | 3.12                      | 10        |
| B2       | 20211105        | Cloudy  | Moderate      | Mid-Ebb   | Surface     | 1         | 11:34 | 9.05      | 8.24 | 31.47     | 27.99     | 3.05                      | 10        |
| B2       | 20211105        | Cloudy  | Moderate      | Mid-Ebb   | Bottom      | 4.2       | 11:33 | 9.16      | 8.23 | 31.53     | 27.99     | 3.25                      | 13        |
| B2       | 20211105        | Cloudy  | Moderate      | Mid-Ebb   | Bottom      | 4.2       | 11:33 | 9.2       | 8.2  | 31.59     | 28.06     | 3.26                      | 15        |
| B3       | 20211105        | Cloudy  | Moderate      | Mid-Ebb   | Surface     | 1         | 12:33 | 8.25      | 8.13 | 31.12     | 28.57     | 4.49                      | 9         |
| B3       | 20211105        | Cloudy  | Moderate      | Mid-Ebb   | Surface     | 1         | 12:33 | 8.38      | 8.06 | 31.02     | 28.64     | 4.55                      | 9         |
| B3       | 20211105        | Cloudy  | Moderate      | Mid-Ebb   | Bottom      | 4.3       | 12:32 | 8.49      | 8.13 | 30.97     | 28.54     | 5.39                      | 7         |
| B3       | 20211105        | Cloudy  | Moderate      | Mid-Ebb   | Bottom      | 4.3       | 12:32 | 8.38      | 8.1  | 31.05     | 28.54     | 5.55                      | 7         |
| B4       | 20211105        | Cloudy  | Moderate      | Mid-Ebb   | Surface     | 1         | 12:23 | 9.1       | 8.16 | 31.02     | 28.45     | 3.95                      | 8         |
| B4       | 20211105        | Cloudy  | Moderate      | Mid-Ebb   | Surface     | 1         | 12:23 | 9.23      | 8.13 | 30.95     | 28.39     | 4.37                      | 8         |
| B4       | 20211105        | Cloudy  | Moderate      | Mid-Ebb   | Bottom      | 3.4       | 12:22 | 8.97      | 8.18 | 31.08     | 28.5      | 4.29                      | 7         |
| B4       | 20211105        | Cloudy  | Moderate      | Mid-Ebb   | Bottom      | 3.4       | 12:22 | 8.91      | 8.18 | 31.15     | 28.63     | 3.59                      | 9         |
| C1A      | 20211105        | Cloudy  | Moderate      | Mid-Ebb   | Surface     | 1         | 10:51 | 9.47      | 8.32 | 32.25     | 28.28     | 5.71                      | 9         |
| C1A      | 20211105        | Cloudy  | Moderate      | Mid-Ebb   | Surface     | 1         | 10:51 | 9.59      | 8.33 | 32.23     | 28.4      | 5.13                      | 9         |
| C1A      | 20211105        | Cloudy  | Moderate      | Mid-Ebb   | Middle      | 5         | 10:50 | 9.14      | 8.19 | 31.96     | 28.16     | 5.96                      | 9         |
| C1A      | 20211105        | Cloudy  | Moderate      | Mid-Ebb   | Middle      | 5         | 10:50 | 9.03      | 8.18 | 32.04     | 28.21     | 6.14                      | 6         |
| C1A      | 20211105        | Cloudy  | Moderate      | Mid-Ebb   | Bottom      | 9         | 10:49 | 8.81      | 8.22 | 31.92     | 28.14     | 6.9                       | 10        |
| C1A      | 20211105        | Cloudy  | Moderate      | Mid-Ebb   | Bottom      | 9         | 10:49 | 9.05      | 8.23 | 32        | 28.19     | 6.75                      | 11        |
| C2A      | 20211105        | Cloudy  | Moderate      | Mid-Ebb   | Surface     | 1         | 12:49 | 8.47      | 8.36 | 32.37     | 28.78     | 4.08                      | 7         |
| C2A      | 20211105        | Cloudy  | Moderate      | Mid-Ebb   | Surface     | 1         | 12:49 | 8.17      | 8.37 | 32.45     | 28.8      | 4.27                      | 6         |
| C2A      | 20211105        | Cloudy  | Moderate      | Mid-Ebb   | Middle      | 5.95      | 12:48 | 8.34      | 8.32 | 32.48     | 28.91     | 4.76                      | 9         |
| C2A      | 20211105        | Cloudy  | Moderate      | Mid-Ebb   | Middle      | 5.95      | 12:48 | 8.34      | 8.36 | 32.45     | 28.8      | 4.74                      | 9         |
| C2A      | 20211105        | Cloudy  | Moderate      | Mid-Ebb   | Bottom      | 10.9      | 12:47 | 8.13      | 8.34 | 32.45     | 28.93     | 4.62                      | 9         |



| Location | Date (YYYYMMDD) | Weather | Sea Condition | Tidal     | Water Level | Depth (m) | Time  | DO (mg/L) | pH   | Sal (ppt) | Temp (°C) | Turbidity (NTU)<br>Note 1 | SS (mg/L) |
|----------|-----------------|---------|---------------|-----------|-------------|-----------|-------|-----------|------|-----------|-----------|---------------------------|-----------|
| C2A      | 20211105        | Cloudy  | Moderate      | Mid-Ebb   | Bottom      | 10.9      | 12:47 | 8.24      | 8.3  | 32.45     | 28.81     | 4.43                      | 9         |
| CR1      | 20211105        | Cloudy  | Moderate      | Mid-Ebb   | Surface     | 1         | 12:29 | 8.28      | 8.08 | 31.01     | 28.58     | 5.22                      | 6         |
| CR1      | 20211105        | Cloudy  | Moderate      | Mid-Ebb   | Surface     | 1         | 12:29 | 8.31      | 8.12 | 31.03     | 28.58     | 4.71                      | 9         |
| CR1      | 20211105        | Cloudy  | Moderate      | Mid-Ebb   | Middle      | 6.65      | 12:28 | 9.29      | 8.16 | 31.03     | 28.39     | 4.08                      | 7         |
| CR1      | 20211105        | Cloudy  | Moderate      | Mid-Ebb   | Middle      | 6.65      | 12:28 | 8.95      | 8.19 | 30.9      | 28.39     | 4.26                      | 10        |
| CR1      | 20211105        | Cloudy  | Moderate      | Mid-Ebb   | Bottom      | 12.3      | 12:27 | 9.2       | 8.2  | 30.88     | 28.43     | 4.35                      | 10        |
| CR1      | 20211105        | Cloudy  | Moderate      | Mid-Ebb   | Bottom      | 12.3      | 12:27 | 9.29      | 8.13 | 30.89     | 28.45     | 4.78                      | 9         |
| CR2      | 20211105        | Cloudy  | Moderate      | Mid-Ebb   | Surface     | 1         | 12:16 | 8.82      | 8.17 | 31.09     | 28.52     | 3.67                      | 9         |
| CR2      | 20211105        | Cloudy  | Moderate      | Mid-Ebb   | Surface     | 1         | 12:16 | 8.85      | 8.19 | 31.15     | 28.64     | 3.15                      | 8         |
| CR2      | 20211105        | Cloudy  | Moderate      | Mid-Ebb   | Middle      | 5.4       | 12:15 | 8.89      | 8.14 | 30.99     | 28.65     | 4.12                      | 10        |
| CR2      | 20211105        | Cloudy  | Moderate      | Mid-Ebb   | Middle      | 5.4       | 12:15 | 8.79      | 8.14 | 31.1      | 28.5      | 4.3                       | 10        |
| CR2      | 20211105        | Cloudy  | Moderate      | Mid-Ebb   | Bottom      | 9.8       | 12:14 | 9.2       | 8.14 | 30.99     | 28.64     | 3.96                      | 10        |
| CR2      | 20211105        | Cloudy  | Moderate      | Mid-Ebb   | Bottom      | 9.8       | 12:14 | 9.07      | 8.14 | 31.03     | 28.58     | 4.72                      | 9         |
| F1A      | 20211105        | Cloudy  | Moderate      | Mid-Ebb   | Surface     | 1         | 11:51 | 8.84      | 8.4  | 31.92     | 28.25     | 2.45                      | 6         |
| F1A      | 20211105        | Cloudy  | Moderate      | Mid-Ebb   | Surface     | 1         | 11:51 | 8.55      | 8.36 | 31.94     | 28.24     | 2.7                       | 5         |
| F1A      | 20211105        | Cloudy  | Moderate      | Mid-Ebb   | Middle      | 4.4       | 11:50 | 8.56      | 8.37 | 31.86     | 28.19     | 2.25                      | 10        |
| F1A      | 20211105        | Cloudy  | Moderate      | Mid-Ebb   | Middle      | 4.4       | 11:50 | 8.47      | 8.38 | 31.91     | 28.19     | 2.64                      | 11        |
| F1A      | 20211105        | Cloudy  | Moderate      | Mid-Ebb   | Bottom      | 7.8       | 11:49 | 9         | 8.24 | 31.56     | 28.05     | 3.33                      | 6         |
| F1A      | 20211105        | Cloudy  | Moderate      | Mid-Ebb   | Bottom      | 7.8       | 11:49 | 9.14      | 8.18 | 31.61     | 28.01     | 3.68                      | 6         |
| H1       | 20211105        | Cloudy  | Moderate      | Mid-Ebb   | Surface     | 1         | 12:00 | 9.25      | 8.17 | 31.02     | 28.61     | 4.42                      | 9         |
| H1       | 20211105        | Cloudy  | Moderate      | Mid-Ebb   | Surface     | 1         | 12:00 | 9.02      | 8.19 | 30.97     | 28.57     | 3.87                      | 9         |
| H1       | 20211105        | Cloudy  | Moderate      | Mid-Ebb   | Middle      | 4.4       | 11:59 | 9.37      | 8.15 | 30.99     | 28.73     | 4.38                      | 9         |
| H1       | 20211105        | Cloudy  | Moderate      | Mid-Ebb   | Middle      | 4.4       | 11:59 | 9.37      | 8.14 | 31        | 28.66     | 3.71                      | 11        |
| H1       | 20211105        | Cloudy  | Moderate      | Mid-Ebb   | Bottom      | 7.8       | 11:58 | 8.61      | 8.42 | 31.92     | 28.36     | 2.14                      | 6         |
| H1       | 20211105        | Cloudy  | Moderate      | Mid-Ebb   | Bottom      | 7.8       | 11:58 | 8.83      | 8.36 | 31.79     | 28.42     | 2.55                      | 5         |
| M1       | 20211105        | Cloudy  | Moderate      | Mid-Ebb   | Surface     | 1         | 11:24 | 8.46      | 8.32 | 32.05     | 28.72     | 3.67                      | 9         |
| M1       | 20211105        | Cloudy  | Moderate      | Mid-Ebb   | Surface     | 1         | 11:24 | 8.46      | 8.32 | 32.09     | 28.75     | 3.14                      | 11        |
| M1       | 20211105        | Cloudy  | Moderate      | Mid-Ebb   | Middle      | 4.65      | 11:23 | 8.71      | 8.28 | 32.01     | 28.79     | 3.96                      | 10        |
| M1       | 20211105        | Cloudy  | Moderate      | Mid-Ebb   | Middle      | 4.65      | 11:23 | 8.73      | 8.28 | 32.05     | 28.75     | 3.41                      | 12        |
| M1       | 20211105        | Cloudy  | Moderate      | Mid-Ebb   | Bottom      | 8.3       | 11:22 | 9.16      | 8.34 | 32.69     | 28.66     | 3.98                      | 15        |
| M1       | 20211105        | Cloudy  | Moderate      | Mid-Ebb   | Bottom      | 8.3       | 11:22 | 9.11      | 8.34 | 32.66     | 28.74     | 3.83                      | 14        |
| B1       | 20211105        | Cloudy  | Moderate      | Mid-Flood | Surface     | 1         | 15:55 | 8.77      | 8.26 | 30.91     | 28.83     | 3.03                      | 11        |
| B1       | 20211105        | Cloudy  | Moderate      | Mid-Flood | Surface     | 1         | 15:55 | 8.65      | 8.34 | 31.01     | 28.88     | 2.59                      | 10        |
| B1       | 20211105        | Cloudy  | Moderate      | Mid-Flood | Bottom      | 4.4       | 15:54 | 8.36      | 8.18 | 32.44     | 28.79     | 4.66                      | 10        |
| B1       | 20211105        | Cloudy  | Moderate      | Mid-Flood | Bottom      | 4.4       | 15:54 | 8.29      | 8.17 | 32.46     | 28.89     | 4.24                      | 10        |
| B2       | 20211105        | Cloudy  | Moderate      | Mid-Flood | Surface     | 1         | 16:11 | 8.93      | 8.23 | 30.99     | 28.9      | 2.42                      | 11        |
| B2       | 20211105        | Cloudy  | Moderate      | Mid-Flood | Surface     | 1         | 16:11 | 8.92      | 8.27 | 31.13     | 28.83     | 2.13                      | 11        |

| Location | Date (YYYYMMDD) | Weather | Sea Condition | Tidal     | Water Level | Depth (m) | Time  | DO (mg/L) | pH   | Sal (ppt) | Temp (°C) | Turbidity (NTU)<br>Note 1 | SS (mg/L) |
|----------|-----------------|---------|---------------|-----------|-------------|-----------|-------|-----------|------|-----------|-----------|---------------------------|-----------|
| B2       | 20211105        | Cloudy  | Moderate      | Mid-Flood | Bottom      | 3.7       | 16:10 | 8.99      | 8.29 | 30.92     | 28.9      | 2.47                      | 10        |
| B2       | 20211105        | Cloudy  | Moderate      | Mid-Flood | Bottom      | 3.7       | 16:10 | 8.98      | 8.29 | 30.94     | 28.94     | 2.89                      | 11        |
| B3       | 20211105        | Cloudy  | Moderate      | Mid-Flood | Surface     | 1         | 15:42 | 8.95      | 8.24 | 30.73     | 28.67     | 3.8                       | 11        |
| B3       | 20211105        | Cloudy  | Moderate      | Mid-Flood | Surface     | 1         | 15:42 | 9.05      | 8.28 | 30.68     | 28.67     | 3.95                      | 10        |
| B3       | 20211105        | Cloudy  | Moderate      | Mid-Flood | Bottom      | 3.8       | 15:41 | 9.26      | 8.25 | 30.68     | 28.72     | 4.39                      | 11        |
| B3       | 20211105        | Cloudy  | Moderate      | Mid-Flood | Bottom      | 3.8       | 15:41 | 9.08      | 8.28 | 30.76     | 28.71     | 3.92                      | 11        |
| B4       | 20211105        | Cloudy  | Moderate      | Mid-Flood | Surface     | 1         | 15:50 | 8.51      | 8.21 | 32.54     | 28.85     | 4.13                      | 11        |
| B4       | 20211105        | Cloudy  | Moderate      | Mid-Flood | Surface     | 1         | 15:50 | 8.4       | 8.23 | 32.32     | 28.84     | 3.53                      | 11        |
| B4       | 20211105        | Cloudy  | Moderate      | Mid-Flood | Bottom      | 3.8       | 15:49 | 8.34      | 8.15 | 32.32     | 28.82     | 4.07                      | 11        |
| B4       | 20211105        | Cloudy  | Moderate      | Mid-Flood | Bottom      | 3.8       | 15:49 | 8.38      | 8.17 | 32.52     | 28.88     | 3.88                      | 11        |
| C1A      | 20211105        | Cloudy  | Moderate      | Mid-Flood | Surface     | 1         | 15:28 | 8.86      | 8.34 | 32.13     | 27.94     | 4.59                      | 10        |
| C1A      | 20211105        | Cloudy  | Moderate      | Mid-Flood | Surface     | 1         | 15:28 | 9.01      | 8.28 | 32.34     | 27.89     | 3.92                      | 12        |
| C1A      | 20211105        | Cloudy  | Moderate      | Mid-Flood | Middle      | 4.95      | 15:27 | 9.26      | 8.18 | 32.4      | 28.7      | 5                         | 11        |
| C1A      | 20211105        | Cloudy  | Moderate      | Mid-Flood | Middle      | 4.95      | 15:27 | 9.34      | 8.07 | 32.27     | 28.71     | 4.74                      | 11        |
| C1A      | 20211105        | Cloudy  | Moderate      | Mid-Flood | Bottom      | 8.9       | 15:26 | 8.45      | 8.31 | 31.32     | 28.46     | 5.31                      | 10        |
| C1A      | 20211105        | Cloudy  | Moderate      | Mid-Flood | Bottom      | 8.9       | 15:26 | 8.24      | 8.26 | 31.25     | 28.51     | 5.2                       | 10        |
| C2A      | 20211105        | Cloudy  | Moderate      | Mid-Flood | Surface     | 1         | 15:28 | 9.03      | 8.28 | 32.22     | 27.97     | 5.87                      | 9         |
| C2A      | 20211105        | Cloudy  | Moderate      | Mid-Flood | Surface     | 1         | 15:28 | 8.79      | 8.3  | 32.26     | 27.94     | 5.67                      | 9         |
| C2A      | 20211105        | Cloudy  | Moderate      | Mid-Flood | Middle      | 5.85      | 15:27 | 9.41      | 8.1  | 32.42     | 28.62     | 4.44                      | 11        |
| C2A      | 20211105        | Cloudy  | Moderate      | Mid-Flood | Middle      | 5.85      | 15:27 | 9.32      | 8.12 | 32.43     | 28.66     | 4.89                      | 9         |
| C2A      | 20211105        | Cloudy  | Moderate      | Mid-Flood | Bottom      | 10.7      | 15:26 | 8.2       | 8.32 | 31.3      | 28.39     | 5.16                      | 10        |
| C2A      | 20211105        | Cloudy  | Moderate      | Mid-Flood | Bottom      | 10.7      | 15:26 | 8.59      | 8.28 | 31.29     | 28.48     | 5.16                      | 12        |
| CR1      | 20211105        | Cloudy  | Moderate      | Mid-Flood | Surface     | 1         | 17:07 | 8.91      | 8.29 | 31.32     | 28.58     | 2.75                      | 11        |
| CR1      | 20211105        | Cloudy  | Moderate      | Mid-Flood | Surface     | 1         | 17:07 | 8.88      | 8.29 | 31.24     | 28.62     | 3.14                      | 12        |
| CR1      | 20211105        | Cloudy  | Moderate      | Mid-Flood | Middle      | 6.25      | 17:06 | 9.1       | 8.26 | 31.22     | 28.59     | 3.23                      | 15        |
| CR1      | 20211105        | Cloudy  | Moderate      | Mid-Flood | Middle      | 6.25      | 17:06 | 8.96      | 8.29 | 31.26     | 28.61     | 2.76                      | 12        |
| CR1      | 20211105        | Cloudy  | Moderate      | Mid-Flood | Bottom      | 11.5      | 17:05 | 9.12      | 8.36 | 31.23     | 28.64     | 3.03                      | 14        |
| CR1      | 20211105        | Cloudy  | Moderate      | Mid-Flood | Bottom      | 11.5      | 17:05 | 9.16      | 8.38 | 31.17     | 28.64     | 3.16                      | 14        |
| CR2      | 20211105        | Cloudy  | Moderate      | Mid-Flood | Surface     | 1         | 16:54 | 8.99      | 8.35 | 31.97     | 28.84     | 3.47                      | 7         |
| CR2      | 20211105        | Cloudy  | Moderate      | Mid-Flood | Surface     | 1         | 16:54 | 9         | 8.45 | 31.99     | 28.84     | 3.53                      | 7         |
| CR2      | 20211105        | Cloudy  | Moderate      | Mid-Flood | Middle      | 5.9       | 16:53 | 8.67      | 8.42 | 31.99     | 28.85     | 3.67                      | 8         |
| CR2      | 20211105        | Cloudy  | Moderate      | Mid-Flood | Middle      | 5.9       | 16:53 | 8.65      | 8.39 | 31.92     | 28.89     | 3.42                      | 8         |
| CR2      | 20211105        | Cloudy  | Moderate      | Mid-Flood | Bottom      | 10.8      | 16:52 | 8.68      | 8.35 | 32.01     | 28.88     | 3.73                      | 3         |
| CR2      | 20211105        | Cloudy  | Moderate      | Mid-Flood | Bottom      | 10.8      | 16:52 | 8.9       | 8.44 | 31.94     | 28.91     | 4.38                      | 5         |
| F1A      | 20211105        | Cloudy  | Moderate      | Mid-Flood | Surface     | 1         | 16:22 | 8.73      | 8.15 | 31.32     | 28.59     | 2.65                      | 11        |
| F1A      | 20211105        | Cloudy  | Moderate      | Mid-Flood | Surface     | 1         | 16:22 | 8.69      | 8.24 | 31.32     | 28.52     | 2.32                      | 12        |
| F1A      | 20211105        | Cloudy  | Moderate      | Mid-Flood | Middle      | 4.05      | 16:21 | 8.4       | 8.27 | 31.15     | 28.54     | 3.06                      | 12        |

| Location | Date (YYYYMMDD) | Weather | Sea Condition | Tidal     | Water Level | Depth (m) | Time  | DO (mg/L) | pH   | Sal (ppt) | Temp (°C) | Turbidity (NTU)<br>Note 1 | SS (mg/L) |
|----------|-----------------|---------|---------------|-----------|-------------|-----------|-------|-----------|------|-----------|-----------|---------------------------|-----------|
| F1A      | 20211105        | Cloudy  | Moderate      | Mid-Flood | Middle      | 4.05      | 16:21 | 8.64      | 8.26 | 31.2      | 28.59     | 2.7                       | 10        |
| F1A      | 20211105        | Cloudy  | Moderate      | Mid-Flood | Bottom      | 7.1       | 16:20 | 8.72      | 8.21 | 31.32     | 28.55     | 3.15                      | 10        |
| F1A      | 20211105        | Cloudy  | Moderate      | Mid-Flood | Bottom      | 7.1       | 16:20 | 8.48      | 8.18 | 31.17     | 28.61     | 2.92                      | 10        |
| H1       | 20211105        | Cloudy  | Moderate      | Mid-Flood | Surface     | 1         | 16:39 | 8.27      | 8.28 | 31.09     | 28.13     | 3.55                      | 11        |
| H1       | 20211105        | Cloudy  | Moderate      | Mid-Flood | Surface     | 1         | 16:39 | 8.22      | 8.26 | 31.17     | 28.1      | 3.91                      | 13        |
| H1       | 20211105        | Cloudy  | Moderate      | Mid-Flood | Middle      | 4.1       | 16:38 | 8.19      | 8.29 | 31.19     | 28.05     | 3.65                      | 11        |
| H1       | 20211105        | Cloudy  | Moderate      | Mid-Flood | Middle      | 4.1       | 16:38 | 8.46      | 8.2  | 31.06     | 28.15     | 3.22                      | 12        |
| H1       | 20211105        | Cloudy  | Moderate      | Mid-Flood | Bottom      | 7.2       | 16:37 | 8.31      | 8.3  | 31.2      | 28.06     | 4.1                       | 10        |
| H1       | 20211105        | Cloudy  | Moderate      | Mid-Flood | Bottom      | 7.2       | 16:37 | 8.23      | 8.25 | 31.06     | 28.12     | 3.87                      | 9         |
| M1       | 20211105        | Cloudy  | Moderate      | Mid-Flood | Surface     | 1         | 16:49 | 9.44      | 8.19 | 32.48     | 28.44     | 2.51                      | 9         |
| M1       | 20211105        | Cloudy  | Moderate      | Mid-Flood | Surface     | 1         | 16:49 | 9.28      | 8.19 | 32.43     | 28.44     | 2.32                      | 9         |
| M1       | 20211105        | Cloudy  | Moderate      | Mid-Flood | Middle      | 3.7       | 16:48 | 9.46      | 8.18 | 32.38     | 28.41     | 3.12                      | 10        |
| M1       | 20211105        | Cloudy  | Moderate      | Mid-Flood | Middle      | 3.7       | 16:48 | 9.41      | 8.09 | 32.3      | 28.49     | 2.84                      | 10        |
| M1       | 20211105        | Cloudy  | Moderate      | Mid-Flood | Bottom      | 6.4       | 16:47 | 9.21      | 8.17 | 32.53     | 28.46     | 3.11                      | 5         |
| M1       | 20211105        | Cloudy  | Moderate      | Mid-Flood | Bottom      | 6.4       | 16:47 | 9.2       | 8.14 | 32.37     | 28.51     | 3.61                      | 3         |
| B1       | 20211108        | Sunny   | Moderate      | Mid-Flood | Surface     | 1         | 09:29 | 9         | 8.38 | 31.25     | 27.49     | 3.18                      | 6         |
| B1       | 20211108        | Sunny   | Moderate      | Mid-Flood | Surface     | 1         | 09:29 | 8.85      | 8.44 | 31.27     | 27.51     | 3.28                      | 7         |
| B1       | 20211108        | Sunny   | Moderate      | Mid-Flood | Bottom      | 4.5       | 09:28 | 9.01      | 8.41 | 31.29     | 27.42     | 3.29                      | 7         |
| B1       | 20211108        | Sunny   | Moderate      | Mid-Flood | Bottom      | 4.5       | 09:28 | 9.02      | 8.37 | 31.19     | 27.37     | 3.87                      | 8         |
| B2       | 20211108        | Sunny   | Moderate      | Mid-Flood | Surface     | 1         | 09:46 | 8.7       | 8.46 | 31.48     | 27.46     | 2.66                      | 8         |
| B2       | 20211108        | Sunny   | Moderate      | Mid-Flood | Surface     | 1         | 09:46 | 8.66      | 8.4  | 31.63     | 27.4      | 2.76                      | 6         |
| B2       | 20211108        | Sunny   | Moderate      | Mid-Flood | Bottom      | 4.1       | 09:45 | 8.8       | 8.39 | 31.51     | 27.52     | 3.15                      | 10        |
| B2       | 20211108        | Sunny   | Moderate      | Mid-Flood | Bottom      | 4.1       | 09:45 | 8.77      | 8.46 | 31.42     | 27.44     | 3.52                      | 9         |
| B3       | 20211108        | Sunny   | Moderate      | Mid-Flood | Surface     | 1         | 10:42 | 8.37      | 8.19 | 32.04     | 27.42     | 2.58                      | 9         |
| B3       | 20211108        | Sunny   | Moderate      | Mid-Flood | Surface     | 1         | 10:42 | 8.5       | 8.13 | 31.78     | 27.49     | 2.3                       | 9         |
| B3       | 20211108        | Sunny   | Moderate      | Mid-Flood | Bottom      | 3.7       | 10:41 | 8.3       | 8.18 | 32.04     | 27.35     | 2.93                      | 6         |
| B3       | 20211108        | Sunny   | Moderate      | Mid-Flood | Bottom      | 3.7       | 10:41 | 8.35      | 8.06 | 31.99     | 27.48     | 3.13                      | 9         |
| B4       | 20211108        | Sunny   | Moderate      | Mid-Flood | Surface     | 1         | 10:27 | 8.46      | 8.16 | 31.98     | 27.5      | 1.88                      | 7         |
| B4       | 20211108        | Sunny   | Moderate      | Mid-Flood | Surface     | 1         | 10:27 | 8.38      | 8.14 | 32.03     | 27.49     | 2.24                      | 9         |
| B4       | 20211108        | Sunny   | Moderate      | Mid-Flood | Bottom      | 3.8       | 10:26 | 8.38      | 8.3  | 31.16     | 27.29     | 3.4                       | 7         |
| B4       | 20211108        | Sunny   | Moderate      | Mid-Flood | Bottom      | 3.8       | 10:26 | 8.47      | 8.3  | 31.16     | 27.29     | 3.99                      | 4         |
| C1A      | 20211108        | Sunny   | Moderate      | Mid-Flood | Surface     | 1         | 08:52 | 8.96      | 8.37 | 31.32     | 27.37     | 3.83                      | 16        |
| C1A      | 20211108        | Sunny   | Moderate      | Mid-Flood | Surface     | 1         | 08:52 | 8.85      | 8.34 | 31.25     | 27.56     | 4.49                      | 16        |
| C1A      | 20211108        | Sunny   | Moderate      | Mid-Flood | Middle      | 5.75      | 08:51 | 8.7       | 8.3  | 31.64     | 27.33     | 3.81                      | 15        |
| C1A      | 20211108        | Sunny   | Moderate      | Mid-Flood | Middle      | 5.75      | 08:51 | 8.63      | 8.23 | 31.59     | 27.37     | 3.61                      | 18        |
| C1A      | 20211108        | Sunny   | Moderate      | Mid-Flood | Bottom      | 10.5      | 08:50 | 8.45      | 8.24 | 31.69     | 27.38     | 4.74                      | 16        |
| C1A      | 20211108        | Sunny   | Moderate      | Mid-Flood | Bottom      | 10.5      | 08:50 | 8.69      | 8.22 | 31.71     | 27.39     | 4                         | 18        |

| Location | Date (YYYYMMDD) | Weather | Sea Condition | Tidal     | Water Level | Depth (m) | Time  | DO (mg/L) | pH   | Sal (ppt) | Temp (°C) | Turbidity (NTU)<br>Note 1 | SS (mg/L) |
|----------|-----------------|---------|---------------|-----------|-------------|-----------|-------|-----------|------|-----------|-----------|---------------------------|-----------|
| C2A      | 20211108        | Sunny   | Moderate      | Mid-Flood | Surface     | 1         | 08:02 | 8.68      | 8.45 | 32.13     | 28.05     | 6.53                      | 18        |
| C2A      | 20211108        | Sunny   | Moderate      | Mid-Flood | Surface     | 1         | 08:02 | 8.63      | 8.34 | 32.1      | 27.95     | 7.02                      | 18        |
| C2A      | 20211108        | Sunny   | Moderate      | Mid-Flood | Middle      | 5.85      | 08:01 | 9.08      | 8.15 | 31.59     | 26.85     | 5.59                      | 17        |
| C2A      | 20211108        | Sunny   | Moderate      | Mid-Flood | Middle      | 5.85      | 08:01 | 9.23      | 8.24 | 31.47     | 26.92     | 5.88                      | 13        |
| C2A      | 20211108        | Sunny   | Moderate      | Mid-Flood | Bottom      | 10.7      | 08:00 | 9.05      | 8.15 | 31.65     | 27.01     | 5.25                      | 18        |
| C2A      | 20211108        | Sunny   | Moderate      | Mid-Flood | Bottom      | 10.7      | 08:00 | 9.15      | 8.22 | 31.49     | 26.95     | 4.98                      | 16        |
| CR1      | 20211108        | Sunny   | Moderate      | Mid-Flood | Surface     | 1         | 08:19 | 8.83      | 8.17 | 30.94     | 27.14     | 2.89                      | 16        |
| CR1      | 20211108        | Sunny   | Moderate      | Mid-Flood | Surface     | 1         | 08:19 | 8.91      | 8.12 | 30.91     | 27.3      | 2.88                      | 13        |
| CR1      | 20211108        | Sunny   | Moderate      | Mid-Flood | Middle      | 6.25      | 08:18 | 8.95      | 8.11 | 30.63     | 27.33     | 3.15                      | 15        |
| CR1      | 20211108        | Sunny   | Moderate      | Mid-Flood | Middle      | 6.25      | 08:18 | 8.91      | 8.13 | 30.87     | 27.36     | 3.16                      | 16        |
| CR1      | 20211108        | Sunny   | Moderate      | Mid-Flood | Bottom      | 11.5      | 08:17 | 8.55      | 8.34 | 31.97     | 28.03     | 3.6                       | 17        |
| CR1      | 20211108        | Sunny   | Moderate      | Mid-Flood | Bottom      | 11.5      | 08:17 | 8.57      | 8.39 | 32.06     | 28.12     | 3.3                       | 14        |
| CR2      | 20211108        | Sunny   | Moderate      | Mid-Flood | Surface     | 1         | 08:33 | 8.62      | 8.22 | 31.81     | 27.3      | 4.04                      | 15        |
| CR2      | 20211108        | Sunny   | Moderate      | Mid-Flood | Surface     | 1         | 08:33 | 8.51      | 8.3  | 31.89     | 27.32     | 4.24                      | 14        |
| CR2      | 20211108        | Sunny   | Moderate      | Mid-Flood | Middle      | 5.55      | 08:32 | 8.93      | 8.3  | 32.21     | 27.61     | 3.7                       | 10        |
| CR2      | 20211108        | Sunny   | Moderate      | Mid-Flood | Middle      | 5.55      | 08:32 | 9         | 8.35 | 32.1      | 27.48     | 3.93                      | 14        |
| CR2      | 20211108        | Sunny   | Moderate      | Mid-Flood | Bottom      | 10.1      | 08:31 | 9.15      | 8.34 | 31.99     | 27.66     | 3.67                      | 10        |
| CR2      | 20211108        | Sunny   | Moderate      | Mid-Flood | Bottom      | 10.1      | 08:31 | 9.16      | 8.32 | 31.97     | 27.63     | 4.06                      | 13        |
| F1A      | 20211108        | Sunny   | Moderate      | Mid-Flood | Surface     | 1         | 10:00 | 8.94      | 8.32 | 31.35     | 27.33     | 4.28                      | 17        |
| F1A      | 20211108        | Sunny   | Moderate      | Mid-Flood | Surface     | 1         | 10:00 | 8.9       | 8.25 | 31.48     | 27.4      | 4.31                      | 15        |
| F1A      | 20211108        | Sunny   | Moderate      | Mid-Flood | Middle      | 4.15      | 09:59 | 8.97      | 8.26 | 31.48     | 27.44     | 4.61                      | 17        |
| F1A      | 20211108        | Sunny   | Moderate      | Mid-Flood | Middle      | 4.15      | 09:59 | 8.98      | 8.35 | 31.35     | 27.39     | 4.35                      | 16        |
| F1A      | 20211108        | Sunny   | Moderate      | Mid-Flood | Bottom      | 7.3       | 09:58 | 8.61      | 8.35 | 31.56     | 27.5      | 3.35                      | 16        |
| F1A      | 20211108        | Sunny   | Moderate      | Mid-Flood | Bottom      | 7.3       | 09:58 | 8.64      | 8.44 | 31.45     | 27.54     | 3.03                      | 18        |
| H1       | 20211108        | Sunny   | Moderate      | Mid-Flood | Surface     | 1         | 10:13 | 8.3       | 8.41 | 31.3      | 27.29     | 3.71                      | 13        |
| H1       | 20211108        | Sunny   | Moderate      | Mid-Flood | Surface     | 1         | 10:13 | 8.35      | 8.41 | 31.19     | 27.2      | 3.47                      | 13        |
| H1       | 20211108        | Sunny   | Moderate      | Mid-Flood | Middle      | 4.1       | 10:12 | 8.35      | 8.29 | 31.08     | 27.25     | 3.5                       | 18        |
| H1       | 20211108        | Sunny   | Moderate      | Mid-Flood | Middle      | 4.1       | 10:12 | 8.5       | 8.36 | 31.12     | 27.21     | 3.93                      | 15        |
| H1       | 20211108        | Sunny   | Moderate      | Mid-Flood | Bottom      | 7.2       | 10:11 | 8.87      | 8.29 | 31.41     | 27.54     | 4.73                      | 11        |
| H1       | 20211108        | Sunny   | Moderate      | Mid-Flood | Bottom      | 7.2       | 10:11 | 8.9       | 8.29 | 31.36     | 27.34     | 4.27                      | 11        |
| M1       | 20211108        | Sunny   | Moderate      | Mid-Flood | Surface     | 1         | 09:43 | 8.33      | 8.08 | 31.43     | 27.82     | 3.02                      | 10        |
| M1       | 20211108        | Sunny   | Moderate      | Mid-Flood | Surface     | 1         | 09:43 | 8.3       | 8.08 | 31.65     | 27.79     | 2.7                       | 11        |
| M1       | 20211108        | Sunny   | Moderate      | Mid-Flood | Middle      | 4.1       | 09:42 | 8.14      | 8.1  | 31.67     | 27.68     | 3.65                      | 15        |
| M1       | 20211108        | Sunny   | Moderate      | Mid-Flood | Middle      | 4.1       | 09:42 | 8.26      | 8.11 | 31.64     | 27.72     | 3.05                      | 16        |
| M1       | 20211108        | Sunny   | Moderate      | Mid-Flood | Bottom      | 7.2       | 09:41 | 8.31      | 8.12 | 31.59     | 27.9      | 3.81                      | 14        |
| M1       | 20211108        | Sunny   | Moderate      | Mid-Flood | Bottom      | 7.2       | 09:41 | 8.27      | 8.15 | 31.5      | 27.68     | 3.85                      | 14        |
| B1       | 20211108        | Sunny   | Moderate      | Mid-Ebb   | Surface     | 1         | 13:47 | 8.91      | 8.26 | 32.13     | 27.35     | 3.07                      | 8         |

| Location | Date (YYYYMMDD) | Weather | Sea Condition | Tidal   | Water Level | Depth (m) | Time  | DO (mg/L) | pH   | Sal (ppt) | Temp (°C) | Turbidity (NTU)<br>Note 1 | SS (mg/L) |
|----------|-----------------|---------|---------------|---------|-------------|-----------|-------|-----------|------|-----------|-----------|---------------------------|-----------|
| B1       | 20211108        | Sunny   | Moderate      | Mid-Ebb | Surface     | 1         | 13:47 | 9.18      | 8.21 | 31.95     | 27.35     | 3.49                      | 8         |
| B1       | 20211108        | Sunny   | Moderate      | Mid-Ebb | Bottom      | 3.8       | 13:46 | 8.72      | 8.37 | 31.43     | 27.32     | 3.5                       | 9         |
| B1       | 20211108        | Sunny   | Moderate      | Mid-Ebb | Bottom      | 3.8       | 13:46 | 8.71      | 8.36 | 31.32     | 27.4      | 3.6                       | 11        |
| B2       | 20211108        | Sunny   | Moderate      | Mid-Ebb | Surface     | 1         | 14:02 | 8.88      | 8.26 | 32.1      | 27.26     | 3.11                      | 10        |
| B2       | 20211108        | Sunny   | Moderate      | Mid-Ebb | Surface     | 1         | 14:02 | 8.96      | 8.22 | 31.96     | 27.2      | 3.42                      | 14        |
| B2       | 20211108        | Sunny   | Moderate      | Mid-Ebb | Bottom      | 4.3       | 14:01 | 9.2       | 8.26 | 31.96     | 27.38     | 3.42                      | 14        |
| B2       | 20211108        | Sunny   | Moderate      | Mid-Ebb | Bottom      | 4.3       | 14:01 | 9.03      | 8.24 | 31.98     | 27.29     | 3.58                      | 10        |
| B3       | 20211108        | Sunny   | Moderate      | Mid-Ebb | Surface     | 1         | 13:31 | 8.26      | 8.16 |           | 27.32     | 2.34                      | 10        |
| B3       | 20211108        | Sunny   | Moderate      | Mid-Ebb | Surface     | 1         | 13:31 | 8.02      | 8.25 | 31.49     | 27.31     | 2.23                      | 11        |
| B3       | 20211108        | Sunny   | Moderate      | Mid-Ebb | Bottom      | 4.2       | 13:30 | 8.1       | 8.21 | 31.54     | 27.29     | 2.77                      | 14        |
| B3       | 20211108        | Sunny   | Moderate      | Mid-Ebb | Bottom      | 4.2       | 13:30 | 8.02      | 8.19 | 31.44     | 27.35     | 3.08                      | 12        |
| B4       | 20211108        | Sunny   | Moderate      | Mid-Ebb | Surface     | 1         | 13:40 | 8.75      | 8.4  | 31.32     | 27.25     | 3.11                      | 10        |
| B4       | 20211108        | Sunny   | Moderate      | Mid-Ebb | Surface     | 1         | 13:40 | 8.51      | 8.38 | 31.33     | 27.35     | 2.74                      | 11        |
| B4       | 20211108        | Sunny   | Moderate      | Mid-Ebb | Bottom      | 4         | 13:39 | 8.38      | 8.42 | 31.37     | 27.21     | 3.02                      | 15        |
| B4       | 20211108        | Sunny   | Moderate      | Mid-Ebb | Bottom      | 4         | 13:39 | 8.52      | 8.43 | 31.37     | 27.22     | 3.44                      | 16        |
| C1A      | 20211108        | Sunny   | Moderate      | Mid-Ebb | Surface     | 1         | 13:17 | 8.69      | 8.15 | 32.2      | 27.37     | 4.9                       | 15        |
| C1A      | 20211108        | Sunny   | Moderate      | Mid-Ebb | Surface     | 1         | 13:17 | 8.7       | 8.18 | 32.22     | 27.35     | 4.99                      | 18        |
| C1A      | 20211108        | Sunny   | Moderate      | Mid-Ebb | Middle      | 5.15      | 13:16 | 8.73      | 8.17 | 30.67     | 27.32     | 3.96                      | 20        |
| C1A      | 20211108        | Sunny   | Moderate      | Mid-Ebb | Middle      | 5.15      | 13:16 | 8.68      | 8.13 | 30.65     | 27.24     | 4.5                       | 17        |
| C1A      | 20211108        | Sunny   | Moderate      | Mid-Ebb | Bottom      | 9.3       | 13:15 | 8.69      | 8.17 | 30.7      | 27.33     | 4.77                      | 19        |
| C1A      | 20211108        | Sunny   | Moderate      | Mid-Ebb | Bottom      | 9.3       | 13:15 | 8.69      | 8.15 | 30.66     | 27.41     | 5.17                      | 19        |
| C2A      | 20211108        | Sunny   | Moderate      | Mid-Ebb | Surface     | 1         | 13:18 | 7.81      | 8.43 | 30.58     | 27.39     | 3.11                      | 16        |
| C2A      | 20211108        | Sunny   | Moderate      | Mid-Ebb | Surface     | 1         | 13:18 | 7.74      | 8.37 | 30.68     | 27.25     | 2.68                      | 16        |
| C2A      | 20211108        | Sunny   | Moderate      | Mid-Ebb | Middle      | 5.75      | 13:17 | 8.12      | 8.38 | 30.66     | 27.34     | 3.28                      | 17        |
| C2A      | 20211108        | Sunny   | Moderate      | Mid-Ebb | Middle      | 5.75      | 13:17 | 8.11      | 8.4  | 30.57     | 27.28     | 3.34                      | 14        |
| C2A      | 20211108        | Sunny   | Moderate      | Mid-Ebb | Bottom      | 10.5      | 13:16 | 8.46      | 8.18 | 32.22     | 27.33     | 4.5                       | 22        |
| C2A      | 20211108        | Sunny   | Moderate      | Mid-Ebb | Bottom      | 10.5      | 13:16 | 8.41      | 8.16 | 32.32     | 27.21     | 4.43                      | 22        |
| CR1      | 20211108        | Sunny   | Moderate      | Mid-Ebb | Surface     | 1         | 14:56 | 8.39      | 8.38 | 30.98     | 27.31     | 3.65                      | 11        |
| CR1      | 20211108        | Sunny   | Moderate      | Mid-Ebb | Surface     | 1         | 14:56 | 8.58      | 8.37 | 31.03     | 27.4      | 3.42                      | 13        |
| CR1      | 20211108        | Sunny   | Moderate      | Mid-Ebb | Middle      | 6.9       | 14:55 | 8.44      | 8.38 | 30.92     | 27.29     | 3.17                      | 11        |
| CR1      | 20211108        | Sunny   | Moderate      | Mid-Ebb | Middle      | 6.9       | 14:55 | 8.53      | 8.39 | 31.04     | 27.45     | 3.29                      | 11        |
| CR1      | 20211108        | Sunny   | Moderate      | Mid-Ebb | Bottom      | 12.8      | 14:54 | 8.57      | 8.34 | 31.03     | 27.45     | 4.19                      | 13        |
| CR1      | 20211108        | Sunny   | Moderate      | Mid-Ebb | Bottom      | 12.8      | 14:54 | 8.16      | 8.34 | 30.99     | 27.39     | 3.84                      | 15        |
| CR2      | 20211108        | Sunny   | Moderate      | Mid-Ebb | Surface     | 1         | 14:45 | 8.93      | 8.23 | 31.33     | 27.3      | 3.47                      | 13        |
| CR2      | 20211108        | Sunny   | Moderate      | Mid-Ebb | Surface     | 1         | 14:45 | 8.85      | 8.18 | 31.23     | 27.41     | 3.66                      | 14        |
| CR2      | 20211108        | Sunny   | Moderate      | Mid-Ebb | Middle      | 6.05      | 14:44 | 9.21      | 8.16 | 31.25     | 27.44     | 2.52                      | 13        |
| CR2      | 20211108        | Sunny   | Moderate      | Mid-Ebb | Middle      | 6.05      | 14:44 | 9.14      | 8.24 | 31.33     | 27.2      | 2.93                      | 13        |

| Location | Date (YYYYMMDD) | Weather | Sea Condition | Tidal     | Water Level | Depth (m) | Time  | DO (mg/L) | pH   | Sal (ppt) | Temp (°C) | Turbidity (NTU)<br>Note 1 | SS (mg/L) |
|----------|-----------------|---------|---------------|-----------|-------------|-----------|-------|-----------|------|-----------|-----------|---------------------------|-----------|
| CR2      | 20211108        | Sunny   | Moderate      | Mid-Ebb   | Bottom      | 11.1      | 14:43 | 9.1       | 8.16 | 31.24     | 27.42     | 3.1                       | 12        |
| CR2      | 20211108        | Sunny   | Moderate      | Mid-Ebb   | Bottom      | 11.1      | 14:43 | 9.14      | 8.21 | 31.31     | 27.29     | 3.14                      | 13        |
| F1A      | 20211108        | Sunny   | Moderate      | Mid-Ebb   | Surface     | 1         | 14:11 | 8.83      | 8.26 | 31.21     | 27.41     | 3.13                      | 21        |
| F1A      | 20211108        | Sunny   | Moderate      | Mid-Ebb   | Surface     | 1         | 14:11 | 9         | 8.23 | 31.13     | 27.2      | 3.73                      | 21        |
| F1A      | 20211108        | Sunny   | Moderate      | Mid-Ebb   | Middle      | 4.05      | 14:10 | 8.77      | 8.19 | 31.18     | 27.39     | 2.75                      | 20        |
| F1A      | 20211108        | Sunny   | Moderate      | Mid-Ebb   | Middle      | 4.05      | 14:10 | 8.69      | 8.23 | 31.2      | 27.2      | 3.15                      | 20        |
| F1A      | 20211108        | Sunny   | Moderate      | Mid-Ebb   | Bottom      | 7.1       | 14:09 | 9.05      | 8.28 | 31.23     | 27.26     | 4.26                      | 16        |
| F1A      | 20211108        | Sunny   | Moderate      | Mid-Ebb   | Bottom      | 7.1       | 14:09 | 8.99      | 8.27 | 31.24     | 27.4      | 3.82                      | 16        |
| H1       | 20211108        | Sunny   | Moderate      | Mid-Ebb   | Surface     | 1         | 14:30 | 8.12      | 8.19 | 31.6      | 27.32     | 3.55                      | 16        |
| H1       | 20211108        | Sunny   | Moderate      | Mid-Ebb   | Surface     | 1         | 14:30 | 7.72      | 8.22 | 31.59     | 27.35     | 3.05                      | 16        |
| H1       | 20211108        | Sunny   | Moderate      | Mid-Ebb   | Middle      | 4.45      | 14:29 | 7.68      | 8.19 | 31.57     | 27.43     | 3.17                      | 14        |
| H1       | 20211108        | Sunny   | Moderate      | Mid-Ebb   | Middle      | 4.45      | 14:29 | 8.05      | 8.22 | 31.46     | 27.2      | 2.91                      | 14        |
| H1       | 20211108        | Sunny   | Moderate      | Mid-Ebb   | Bottom      | 7.9       | 14:28 | 8.13      | 8.21 | 31.58     | 27.39     | 3.93                      | 14        |
| H1       | 20211108        | Sunny   | Moderate      | Mid-Ebb   | Bottom      | 7.9       | 14:28 | 7.94      | 8.2  | 31.49     | 27.33     | 4.01                      | 10        |
| M1       | 20211108        | Sunny   | Moderate      | Mid-Ebb   | Surface     | 1         | 14:25 | 8.67      | 8.36 | 31.23     | 27.23     | 2.49                      | 13        |
| M1       | 20211108        | Sunny   | Moderate      | Mid-Ebb   | Surface     | 1         | 14:25 | 8.94      | 8.3  | 31.08     | 27.21     | 2.88                      | 13        |
| M1       | 20211108        | Sunny   | Moderate      | Mid-Ebb   | Middle      | 4.85      | 14:24 | 8.83      | 8.28 | 31.12     | 27.44     | 2.87                      | 9         |
| M1       | 20211108        | Sunny   | Moderate      | Mid-Ebb   | Middle      | 4.85      | 14:24 | 9.01      | 8.34 | 31.12     | 27.43     | 3.1                       | 11        |
| M1       | 20211108        | Sunny   | Moderate      | Mid-Ebb   | Bottom      | 8.7       | 14:23 | 8.95      | 8.28 | 31.21     | 27.4      | 2.79                      | 12        |
| M1       | 20211108        | Sunny   | Moderate      | Mid-Ebb   | Bottom      | 8.7       | 14:23 | 8.87      | 8.33 | 31.18     | 27.38     | 3.11                      | 9         |
| B1       | 20211110        | Sunny   | Moderate      | Mid-Flood | Surface     | 1         | 11:05 | 8.36      | 8.3  | 31        | 28.17     | 3.23                      | 3         |
| B1       | 20211110        | Sunny   | Moderate      | Mid-Flood | Surface     | 1         | 11:05 | 8.49      | 8.28 | 31.03     | 28.09     | 3.14                      | 5         |
| B1       | 20211110        | Sunny   | Moderate      | Mid-Flood | Bottom      | 4.5       | 11:04 | 8.41      | 8.21 | 31.09     | 28.32     | 3.38                      | 2         |
| B1       | 20211110        | Sunny   | Moderate      | Mid-Flood | Bottom      | 4.5       | 11:04 | 8.47      | 8.24 | 31.14     | 28.2      | 3.09                      | 3         |
| B2       | 20211110        | Sunny   | Moderate      | Mid-Flood | Surface     | 1         | 11:23 | 8.48      | 8.24 | 30.99     | 28.32     | 3.18                      | 3         |
| B2       | 20211110        | Sunny   | Moderate      | Mid-Flood | Surface     | 1         | 11:23 | 8.41      | 8.26 | 31.13     | 28.41     | 3.42                      | 3         |
| B2       | 20211110        | Sunny   | Moderate      | Mid-Flood | Bottom      | 3.4       | 11:22 | 8.48      | 8.26 | 31.05     | 28.26     | 3.12                      | 4         |
| B2       | 20211110        | Sunny   | Moderate      | Mid-Flood | Bottom      | 3.4       | 11:22 | 8.46      | 8.3  | 31.11     | 28.31     | 3.5                       | 4         |
| B3       | 20211110        | Sunny   | Moderate      | Mid-Flood | Surface     | 1         | 12:01 | 8.45      | 8.33 | 30.98     | 28.5      | 3.17                      | 2         |
| B3       | 20211110        | Sunny   | Moderate      | Mid-Flood | Surface     | 1         | 12:01 | 8.37      | 8.28 | 31        | 28.42     | 2.96                      | 2         |
| B3       | 20211110        | Sunny   | Moderate      | Mid-Flood | Bottom      | 3.8       | 12:00 | 8.48      | 8.3  | 31.09     | 28.47     | 3.17                      | 2         |
| B3       | 20211110        | Sunny   | Moderate      | Mid-Flood | Bottom      | 3.8       | 12:00 | 8.49      | 8.25 | 31.16     | 28.56     | 3.36                      | 3         |
| B4       | 20211110        | Sunny   | Moderate      | Mid-Flood | Surface     | 1         | 11:51 | 8.42      | 8.24 | 31.04     | 28.45     | 3.24                      | 3         |
| B4       | 20211110        | Sunny   | Moderate      | Mid-Flood | Surface     | 1         | 11:51 | 8.42      | 8.23 | 31        | 28.54     | 3.15                      | 3         |
| B4       | 20211110        | Sunny   | Moderate      | Mid-Flood | Bottom      | 3.8       | 11:50 | 8.42      | 8.32 | 31.1      | 28.14     | 4.16                      | 2         |
| B4       | 20211110        | Sunny   | Moderate      | Mid-Flood | Bottom      | 3.8       | 11:50 | 8.41      | 8.32 | 31.08     | 28.16     | 4.48                      | 2         |
| C1A      | 20211110        | Sunny   | Moderate      | Mid-Flood | Surface     | 1         | 10:37 | 8.42      | 8.31 | 30.98     | 28.7      | 3.42                      | 11        |

| Location | Date (YYYYMMDD) | Weather | Sea Condition | Tidal     | Water Level | Depth (m) | Time  | DO (mg/L) | pH   | Sal (ppt) | Temp (°C) | Turbidity (NTU)<br>Note 1 | SS (mg/L) |
|----------|-----------------|---------|---------------|-----------|-------------|-----------|-------|-----------|------|-----------|-----------|---------------------------|-----------|
| C1A      | 20211110        | Sunny   | Moderate      | Mid-Flood | Surface     | 1         | 10:37 | 8.37      | 8.27 | 31.03     | 28.75     | 3.66                      | 8         |
| C1A      | 20211110        | Sunny   | Moderate      | Mid-Flood | Middle      | 5.3       | 10:36 | 8.45      | 8.28 | 31.12     | 28.69     | 3.97                      | 13        |
| C1A      | 20211110        | Sunny   | Moderate      | Mid-Flood | Middle      | 5.3       | 10:36 | 8.46      | 8.28 | 31.12     | 28.75     | 3.6                       | 10        |
| C1A      | 20211110        | Sunny   | Moderate      | Mid-Flood | Bottom      | 9.6       | 10:35 | 8.41      | 8.3  | 31.03     | 28.66     | 4.69                      | 12        |
| C1A      | 20211110        | Sunny   | Moderate      | Mid-Flood | Bottom      | 9.6       | 10:35 | 8.48      | 8.27 | 30.98     | 28.62     | 4.29                      | 9         |
| C2A      | 20211110        | Sunny   | Moderate      | Mid-Flood | Surface     | 1         | 09:47 | 8.51      | 8.32 | 31.07     | 28.03     | 5.66                      | 12        |
| C2A      | 20211110        | Sunny   | Moderate      | Mid-Flood | Surface     | 1         | 09:47 | 8.46      | 8.25 | 31.1      | 27.89     | 5.71                      | 12        |
| C2A      | 20211110        | Sunny   | Moderate      | Mid-Flood | Middle      | 5.7       | 09:46 | 8.43      | 8.25 | 31.1      | 28.32     | 4.81                      | 9         |
| C2A      | 20211110        | Sunny   | Moderate      | Mid-Flood | Middle      | 5.7       | 09:46 | 8.37      | 8.28 | 31.05     | 28.15     | 5.11                      | 11        |
| C2A      | 20211110        | Sunny   | Moderate      | Mid-Flood | Bottom      | 10.4      | 09:45 | 8.45      | 8.24 | 31.12     | 28.29     | 5.36                      | 10        |
| C2A      | 20211110        | Sunny   | Moderate      | Mid-Flood | Bottom      | 10.4      | 09:45 | 8.44      | 8.33 | 31.15     | 28.18     | 5.16                      | 10        |
| CR1      | 20211110        | Sunny   | Moderate      | Mid-Flood | Surface     | 1         | 10:06 | 8.36      | 8.32 | 31.14     | 28.32     | 3.59                      | 8         |
| CR1      | 20211110        | Sunny   | Moderate      | Mid-Flood | Surface     | 1         | 10:06 | 8.42      | 8.3  | 31.05     | 28.28     | 3.38                      | 11        |
| CR1      | 20211110        | Sunny   | Moderate      | Mid-Flood | Middle      | 6.35      | 10:05 | 8.46      | 8.32 | 31.05     | 28.38     | 3.55                      | 11        |
| CR1      | 20211110        | Sunny   | Moderate      | Mid-Flood | Middle      | 6.35      | 10:05 | 8.43      | 8.23 | 31.01     | 28.41     | 3.18                      | 12        |
| CR1      | 20211110        | Sunny   | Moderate      | Mid-Flood | Bottom      | 11.7      | 10:04 | 8.4       | 8.23 | 31.16     | 27.96     | 3.16                      | 10        |
| CR1      | 20211110        | Sunny   | Moderate      | Mid-Flood | Bottom      | 11.7      | 10:04 | 8.39      | 8.21 | 31.09     | 27.96     | 3.31                      | 12        |
| CR2      | 20211110        | Sunny   | Moderate      | Mid-Flood | Surface     | 1         | 10:19 | 8.48      | 8.29 | 31.08     | 28.54     | 3.59                      | 9         |
| CR2      | 20211110        | Sunny   | Moderate      | Mid-Flood | Surface     | 1         | 10:19 | 8.51      | 8.28 | 31        | 28.63     | 3.76                      | 9         |
| CR2      | 20211110        | Sunny   | Moderate      | Mid-Flood | Middle      | 5.4       | 10:18 | 8.49      | 8.22 | 31.01     | 28.12     | 3.9                       | 8         |
| CR2      | 20211110        | Sunny   | Moderate      | Mid-Flood | Middle      | 5.4       | 10:18 | 8.51      | 8.33 | 31.06     | 28.12     | 3.31                      | 4         |
| CR2      | 20211110        | Sunny   | Moderate      | Mid-Flood | Bottom      | 9.8       | 10:17 | 8.42      | 8.31 | 31.1      | 28.18     | 4.09                      | 12        |
| CR2      | 20211110        | Sunny   | Moderate      | Mid-Flood | Bottom      | 9.8       | 10:17 | 8.44      | 8.33 | 31.16     | 28.14     | 4.32                      | 9         |
| F1A      | 20211110        | Sunny   | Moderate      | Mid-Flood | Surface     | 1         | 11:19 | 8.42      | 8.31 | 31.04     | 28.29     | 2.92                      | 8         |
| F1A      | 20211110        | Sunny   | Moderate      | Mid-Flood | Surface     | 1         | 11:19 | 8.4       | 8.23 | 31.12     | 28.23     | 2.6                       | 7         |
| F1A      | 20211110        | Sunny   | Moderate      | Mid-Flood | Middle      | 4.4       | 11:18 | 8.36      | 8.29 | 31.02     | 28.26     | 2.87                      | 7         |
| F1A      | 20211110        | Sunny   | Moderate      | Mid-Flood | Middle      | 4.4       | 11:18 | 8.51      | 8.28 | 31.01     | 28.16     | 2.51                      | 11        |
| F1A      | 20211110        | Sunny   | Moderate      | Mid-Flood | Bottom      | 7.8       | 11:17 | 8.39      | 8.24 | 30.98     | 28.31     | 3.47                      | 11        |
| F1A      | 20211110        | Sunny   | Moderate      | Mid-Flood | Bottom      | 7.8       | 11:17 | 8.41      | 8.24 | 31.02     | 28.33     | 2.96                      | 7         |
| H1       | 20211110        | Sunny   | Moderate      | Mid-Flood | Surface     | 1         | 11:50 | 8.43      | 8.23 | 31.16     | 28.12     | 3.8                       | 3         |
| H1       | 20211110        | Sunny   | Moderate      | Mid-Flood | Surface     | 1         | 11:50 | 8.37      | 8.24 | 31.1      | 28.16     | 3.76                      | 4         |
| H1       | 20211110        | Sunny   | Moderate      | Mid-Flood | Middle      | 3.75      | 11:49 | 8.37      | 8.24 | 31.05     | 28.2      | 3.58                      | 5         |
| H1       | 20211110        | Sunny   | Moderate      | Mid-Flood | Middle      | 3.75      | 11:49 | 8.38      | 8.24 | 31.16     | 28.18     | 3.38                      | 5         |
| H1       | 20211110        | Sunny   | Moderate      | Mid-Flood | Bottom      | 6.5       | 11:48 | 8.49      | 8.25 | 31.04     | 28.22     | 2.99                      | 10        |
| H1       | 20211110        | Sunny   | Moderate      | Mid-Flood | Bottom      | 6.5       | 11:48 | 8.43      | 8.33 | 31.12     | 28.4      | 3.19                      | 8         |
| M1       | 20211110        | Sunny   | Moderate      | Mid-Flood | Surface     | 1         | 10:54 | 8.47      | 8.24 | 31.06     | 28.29     | 3.21                      | 12        |
| M1       | 20211110        | Sunny   | Moderate      | Mid-Flood | Surface     | 1         | 10:54 | 8.51      | 8.22 | 31.15     | 28.18     | 2.78                      | 12        |

| Location | Date (YYYYMMDD) | Weather | Sea Condition | Tidal     | Water Level | Depth (m) | Time  | DO (mg/L) | pH   | Sal (ppt) | Temp (°C) | Turbidity (NTU)<br>Note 1 | SS (mg/L) |
|----------|-----------------|---------|---------------|-----------|-------------|-----------|-------|-----------|------|-----------|-----------|---------------------------|-----------|
| M1       | 20211110        | Sunny   | Moderate      | Mid-Flood | Middle      | 4.15      | 10:53 | 8.45      | 8.28 | 31.11     | 28.6      | 3.5                       | 10        |
| M1       | 20211110        | Sunny   | Moderate      | Mid-Flood | Middle      | 4.15      | 10:53 | 8.49      | 8.3  | 31.16     | 28.57     | 3.97                      | 13        |
| M1       | 20211110        | Sunny   | Moderate      | Mid-Flood | Bottom      | 7.3       | 10:52 | 8.45      | 8.26 | 31.1      | 28.54     | 4.37                      | 5         |
| M1       | 20211110        | Sunny   | Moderate      | Mid-Flood | Bottom      | 7.3       | 10:52 | 8.43      | 8.28 | 31.14     | 28.67     | 4.51                      | 6         |
| B1       | 20211110        | Sunny   | Moderate      | Mid-Ebb   | Surface     | 1         | 15:43 | 8.07      | 8.4  | 31.49     | 27.57     | 2.84                      | 8         |
| B1       | 20211110        | Sunny   | Moderate      | Mid-Ebb   | Surface     | 1         | 15:43 | 8.14      | 8.31 | 31.59     | 27.49     | 2.83                      | 6         |
| B1       | 20211110        | Sunny   | Moderate      | Mid-Ebb   | Bottom      | 3.6       | 15:42 | 9.24      | 8.13 | 32.13     | 28.27     | 2.81                      | 7         |
| B1       | 20211110        | Sunny   | Moderate      | Mid-Ebb   | Bottom      | 3.6       | 15:42 | 9.26      | 8.21 | 32.24     | 28.44     | 2.46                      | 5         |
| B2       | 20211110        | Sunny   | Moderate      | Mid-Ebb   | Surface     | 1         | 16:00 | 8.19      | 8.39 | 31.53     | 27.58     | 2.46                      | 7         |
| B2       | 20211110        | Sunny   | Moderate      | Mid-Ebb   | Surface     | 1         | 16:00 | 8.23      | 8.3  | 31.48     | 27.66     | 2.53                      | 7         |
| B2       | 20211110        | Sunny   | Moderate      | Mid-Ebb   | Bottom      | 4.2       | 15:59 | 8.23      | 8.37 | 31.55     | 27.63     | 3.14                      | 3         |
| B2       | 20211110        | Sunny   | Moderate      | Mid-Ebb   | Bottom      | 4.2       | 15:59 | 8.22      | 8.3  | 31.67     | 27.52     | 3.45                      | 4         |
| B3       | 20211110        | Sunny   | Moderate      | Mid-Ebb   | Surface     | 1         | 15:31 | 8.8       | 8.4  | 30.75     | 28.02     | 3.34                      | 4         |
| B3       | 20211110        | Sunny   | Moderate      | Mid-Ebb   | Surface     | 1         | 15:31 | 8.92      | 8.43 | 30.68     | 28.04     | 2.92                      | 5         |
| B3       | 20211110        | Sunny   | Moderate      | Mid-Ebb   | Bottom      | 4.1       | 15:30 | 8.8       | 8.46 | 30.67     | 27.97     | 3.55                      | 5         |
| B3       | 20211110        | Sunny   | Moderate      | Mid-Ebb   | Bottom      | 4.1       | 15:30 | 8.88      | 8.34 | 30.71     | 28.16     | 3.38                      | 8         |
| B4       | 20211110        | Sunny   | Moderate      | Mid-Ebb   | Surface     | 1         | 15:40 | 9.22      | 8.26 | 32.09     | 28.39     | 2.62                      | 11        |
| B4       | 20211110        | Sunny   | Moderate      | Mid-Ebb   | Surface     | 1         | 15:40 | 9.36      | 8.18 | 32.1      | 28.5      | 2.77                      | 11        |
| B4       | 20211110        | Sunny   | Moderate      | Mid-Ebb   | Bottom      | 3.7       | 15:39 | 9.37      | 8.13 | 32.26     | 28.31     | 2.37                      | 9         |
| B4       | 20211110        | Sunny   | Moderate      | Mid-Ebb   | Bottom      | 3.7       | 15:39 | 9.21      | 8.22 | 32.21     | 28.43     | 2.63                      | 9         |
| C1A      | 20211110        | Sunny   | Moderate      | Mid-Ebb   | Surface     | 1         | 15:17 | 8.36      | 8.32 | 30.61     | 27.54     | 4.88                      | 5         |
| C1A      | 20211110        | Sunny   | Moderate      | Mid-Ebb   | Surface     | 1         | 15:17 | 8.35      | 8.31 | 30.7      | 27.62     | 4.28                      | 6         |
| C1A      | 20211110        | Sunny   | Moderate      | Mid-Ebb   | Middle      | 4.75      | 15:16 | 8.67      | 8.43 | 30.9      | 27.5      | 4.72                      | 11        |
| C1A      | 20211110        | Sunny   | Moderate      | Mid-Ebb   | Middle      | 4.75      | 15:16 | 8.63      | 8.43 | 31.02     | 27.46     | 4.95                      | 8         |
| C1A      | 20211110        | Sunny   | Moderate      | Mid-Ebb   | Bottom      | 8.5       | 15:15 | 8.79      | 8.36 | 31.78     | 27.79     | 4.28                      | 5         |
| C1A      | 20211110        | Sunny   | Moderate      | Mid-Ebb   | Bottom      | 8.5       | 15:15 | 8.76      | 8.43 | 31.67     | 27.89     | 4.68                      | 6         |
| C2A      | 20211110        | Sunny   | Moderate      | Mid-Ebb   | Surface     | 1         | 15:17 | 8.26      | 8.35 | 30.63     | 27.56     | 4.45                      | 4         |
| C2A      | 20211110        | Sunny   | Moderate      | Mid-Ebb   | Surface     | 1         | 15:17 | 8.29      | 8.26 | 30.56     | 27.54     | 4.39                      | 3         |
| C2A      | 20211110        | Sunny   | Moderate      | Mid-Ebb   | Middle      | 5.9       | 15:16 | 8.57      | 8.42 | 30.86     | 27.46     | 4.13                      | 4         |
| C2A      | 20211110        | Sunny   | Moderate      | Mid-Ebb   | Middle      | 5.9       | 15:16 | 8.73      | 8.33 | 30.87     | 27.51     | 4.15                      | 4         |
| C2A      | 20211110        | Sunny   | Moderate      | Mid-Ebb   | Bottom      | 10.8      | 15:15 | 8.66      | 8.32 | 31.81     | 27.86     | 3.38                      | 5         |
| C2A      | 20211110        | Sunny   | Moderate      | Mid-Ebb   | Bottom      | 10.8      | 15:15 | 8.64      | 8.35 | 31.63     | 27.79     | 3.75                      | 5         |
| CR1      | 20211110        | Sunny   | Moderate      | Mid-Ebb   | Surface     | 1         | 16:53 | 8.13      | 8.38 | 30.66     | 27.65     | 3.58                      | 5         |
| CR1      | 20211110        | Sunny   | Moderate      | Mid-Ebb   | Surface     | 1         | 16:53 | 8.21      | 8.38 | 30.66     | 27.61     | 4.03                      | 9         |
| CR1      | 20211110        | Sunny   | Moderate      | Mid-Ebb   | Middle      | 6.45      | 16:52 | 8.2       | 8.44 | 30.69     | 27.49     | 4.4                       | 11        |
| CR1      | 20211110        | Sunny   | Moderate      | Mid-Ebb   | Middle      | 6.45      | 16:52 | 8.2       | 8.27 | 30.86     | 27.49     | 3.74                      | 8         |
| CR1      | 20211110        | Sunny   | Moderate      | Mid-Ebb   | Bottom      | 11.9      | 16:51 | 8.12      | 8.44 | 30.75     | 27.5      | 3.71                      | 5         |



| Location | Date (YYYYMMDD) | Weather | Sea Condition | Tidal   | Water Level | Depth (m) | Time  | DO (mg/L) | pH   | Sal (ppt) | Temp (°C) | Turbidity (NTU)<br>Note 1 | SS (mg/L) |
|----------|-----------------|---------|---------------|---------|-------------|-----------|-------|-----------|------|-----------|-----------|---------------------------|-----------|
| CR1      | 20211110        | Sunny   | Moderate      | Mid-Ebb | Bottom      | 11.9      | 16:51 | 8.1       | 8.3  | 30.73     | 27.65     | 3.59                      | 7         |
| CR2      | 20211110        | Sunny   | Moderate      | Mid-Ebb | Surface     | 1         | 16:40 | 8.24      | 8.42 | 31.54     | 28.27     | 2.1                       | 8         |
| CR2      | 20211110        | Sunny   | Moderate      | Mid-Ebb | Surface     | 1         | 16:40 | 8.38      | 8.3  | 31.54     | 28.25     | 2.29                      | 9         |
| CR2      | 20211110        | Sunny   | Moderate      | Mid-Ebb | Middle      | 5.8       | 16:39 | 8.33      | 8.42 | 31.57     | 28.35     | 2.95                      | 9         |
| CR2      | 20211110        | Sunny   | Moderate      | Mid-Ebb | Middle      | 5.8       | 16:39 | 8.35      | 8.38 | 31.52     | 28.39     | 3.01                      | 5         |
| CR2      | 20211110        | Sunny   | Moderate      | Mid-Ebb | Bottom      | 10.6      | 16:38 | 8.59      | 8.16 | 31.43     | 27.95     | 2.95                      | 10        |
| CR2      | 20211110        | Sunny   | Moderate      | Mid-Ebb | Bottom      | 10.6      | 16:38 | 8.67      | 8.22 | 31.29     | 27.86     | 3.33                      | 12        |
| F1A      | 20211110        | Sunny   | Moderate      | Mid-Ebb | Surface     | 1         | 16:12 | 8.61      | 8.17 | 31.93     | 27.5      | 2.86                      | 7         |
| F1A      | 20211110        | Sunny   | Moderate      | Mid-Ebb | Surface     | 1         | 16:12 | 8.62      | 8.17 | 31.95     | 27.57     | 2.93                      | 6         |
| F1A      | 20211110        | Sunny   | Moderate      | Mid-Ebb | Middle      | 4.05      | 16:11 | 8.56      | 8.16 | 31.94     | 27.56     | 3.05                      | 7         |
| F1A      | 20211110        | Sunny   | Moderate      | Mid-Ebb | Middle      | 4.05      | 16:11 | 8.48      | 8.17 | 31.85     | 27.56     | 2.59                      | 7         |
| F1A      | 20211110        | Sunny   | Moderate      | Mid-Ebb | Bottom      | 7.1       | 16:10 | 8.47      | 8.18 | 31.86     | 27.65     | 3.22                      | 6         |
| F1A      | 20211110        | Sunny   | Moderate      | Mid-Ebb | Bottom      | 7.1       | 16:10 | 8.55      | 8.27 | 31.91     | 27.61     | 3.12                      | 3         |
| H1       | 20211110        | Sunny   | Moderate      | Mid-Ebb | Surface     | 1         | 16:26 | 9.11      | 8.39 | 31.59     | 28.37     | 3.08                      | 4         |
| H1       | 20211110        | Sunny   | Moderate      | Mid-Ebb | Surface     | 1         | 16:26 | 9.13      | 8.46 | 31.71     | 28.23     | 2.73                      | 8         |
| H1       | 20211110        | Sunny   | Moderate      | Mid-Ebb | Middle      | 4         | 16:25 | 9.16      | 8.48 | 31.54     | 28.45     | 2.28                      | 5         |
| H1       | 20211110        | Sunny   | Moderate      | Mid-Ebb | Middle      | 4         | 16:25 | 9.08      | 8.33 | 31.65     | 28.39     | 2.63                      | 5         |
| H1       | 20211110        | Sunny   | Moderate      | Mid-Ebb | Bottom      | 7         | 16:24 | 9.07      | 8.45 | 31.66     | 28.42     | 3.04                      | 3         |
| H1       | 20211110        | Sunny   | Moderate      | Mid-Ebb | Bottom      | 7         | 16:24 | 9.07      | 8.36 | 31.55     | 28.29     | 2.65                      | 3         |
| M1       | 20211110        | Sunny   | Moderate      | Mid-Ebb | Surface     | 1         | 16:38 | 8.28      | 8.44 | 31.37     | 28.25     | 2.05                      | 5         |
| M1       | 20211110        | Sunny   | Moderate      | Mid-Ebb | Surface     | 1         | 16:38 | 8.29      | 8.33 | 31.47     | 28.36     | 2.27                      | 3         |
| M1       | 20211110        | Sunny   | Moderate      | Mid-Ebb | Middle      | 4.5       | 16:37 | 8.6       | 8.27 | 31.42     | 27.89     | 2.52                      | 5         |
| M1       | 20211110        | Sunny   | Moderate      | Mid-Ebb | Middle      | 4.5       | 16:37 | 8.56      | 8.26 | 31.45     | 27.95     | 2.88                      | 6         |
| M1       | 20211110        | Sunny   | Moderate      | Mid-Ebb | Bottom      | 8         | 16:36 | 8.59      | 8.3  | 31.4      | 27.93     | 2.77                      | 10        |
| M1       | 20211110        | Sunny   | Moderate      | Mid-Ebb | Bottom      | 8         | 16:36 | 8.65      | 8.15 | 31.44     | 28.04     | 2.96                      | 10        |
| B1       | 20211112        | Sunny   | Moderate      | Mid-Ebb | Surface     | 1         | 08:50 | 9.13      | 8.37 | 31.78     | 26.85     | 2.68                      | 11        |
| B1       | 20211112        | Sunny   | Moderate      | Mid-Ebb | Surface     | 1         | 08:50 | 9.13      | 8.29 | 31.9      | 26.87     | 3.2                       | 9         |
| B1       | 20211112        | Sunny   | Moderate      | Mid-Ebb | Bottom      | 4         | 08:49 | 8.24      | 8.21 | 31.53     | 26.64     | 4.59                      | 10        |
| B1       | 20211112        | Sunny   | Moderate      | Mid-Ebb | Bottom      | 4         | 08:49 | 8.23      | 8.18 | 31.44     | 26.55     | 3.9                       | 10        |
| B2       | 20211112        | Sunny   | Moderate      | Mid-Ebb | Surface     | 1         | 09:07 | 8.34      | 8.27 | 31.35     | 26.72     | 2.29                      | 8         |
| B2       | 20211112        | Sunny   | Moderate      | Mid-Ebb | Surface     | 1         | 09:07 | 8.5       | 8.34 | 31.43     | 26.76     | 2.21                      | 8         |
| B2       | 20211112        | Sunny   | Moderate      | Mid-Ebb | Bottom      | 4.7       | 09:06 | 8.31      | 8.36 | 31.42     | 26.64     | 3.04                      | 5         |
| B2       | 20211112        | Sunny   | Moderate      | Mid-Ebb | Bottom      | 4.7       | 09:06 | 8.37      | 8.31 | 31.44     | 26.8      | 2.92                      | 6         |
| B3       | 20211112        | Sunny   | Moderate      | Mid-Ebb | Surface     | 1         | 10:02 | 9.35      | 8.13 | 31.62     | 26.98     | 2.77                      | 9         |
| B3       | 20211112        | Sunny   | Moderate      | Mid-Ebb | Surface     | 1         | 10:02 | 9.21      | 8.14 | 31.72     | 27.13     | 2.32                      | 9         |
| B3       | 20211112        | Sunny   | Moderate      | Mid-Ebb | Bottom      | 3.4       | 10:01 | 9.24      | 8.19 | 31.73     | 27.13     | 3.04                      | 9         |
| B3       | 20211112        | Sunny   | Moderate      | Mid-Ebb | Bottom      | 3.4       | 10:01 | 9.36      | 8.12 | 31.68     | 27.03     | 2.91                      | 9         |

| Location | Date (YYYYMMDD) | Weather | Sea Condition | Tidal   | Water Level | Depth (m) | Time  | DO (mg/L) | pH   | Sal (ppt) | Temp (°C) | Turbidity (NTU)<br>Note 1 | SS (mg/L) |
|----------|-----------------|---------|---------------|---------|-------------|-----------|-------|-----------|------|-----------|-----------|---------------------------|-----------|
| B4       | 20211112        | Sunny   | Moderate      | Mid-Ebb | Surface     | 1         | 09:54 | 8.48      | 8.3  | 31.77     | 26.44     | 2.69                      | 7         |
| B4       | 20211112        | Sunny   | Moderate      | Mid-Ebb | Surface     | 1         | 09:54 | 8.63      | 8.24 | 31.82     | 26.59     | 2.45                      | 6         |
| B4       | 20211112        | Sunny   | Moderate      | Mid-Ebb | Bottom      | 4.1       | 09:53 | 8.65      | 8.38 | 32.14     | 26.77     | 4.58                      | 10        |
| B4       | 20211112        | Sunny   | Moderate      | Mid-Ebb | Bottom      | 4.1       | 09:53 | 8.67      | 8.33 | 32.14     | 26.86     | 4.3                       | 10        |
| C1A      | 20211112        | Sunny   | Moderate      | Mid-Ebb | Surface     | 1         | 08:22 | 8.1       | 8.22 | 31.43     | 26.64     | 3.52                      | 10        |
| C1A      | 20211112        | Sunny   | Moderate      | Mid-Ebb | Surface     | 1         | 08:22 | 8.12      | 8.2  | 31.34     | 26.64     | 3.9                       | 7         |
| C1A      | 20211112        | Sunny   | Moderate      | Mid-Ebb | Middle      | 5.55      | 08:21 | 8.49      | 8.17 | 31.34     | 27.08     | 4.56                      | 10        |
| C1A      | 20211112        | Sunny   | Moderate      | Mid-Ebb | Middle      | 5.55      | 08:21 | 8.61      | 8.16 | 31.5      | 27.2      | 3.98                      | 10        |
| C1A      | 20211112        | Sunny   | Moderate      | Mid-Ebb | Bottom      | 10.1      | 08:20 | 8.62      | 8.19 | 31.38     | 27.05     | 4.89                      | 10        |
| C1A      | 20211112        | Sunny   | Moderate      | Mid-Ebb | Bottom      | 10.1      | 08:20 | 8.52      | 8.12 | 31.37     | 27.1      | 4.87                      | 10        |
| C2A      | 20211112        | Sunny   | Moderate      | Mid-Ebb | Surface     | 1         | 10:19 | 8.33      | 8.21 | 31.11     | 26.62     | 3.53                      | 6         |
| C2A      | 20211112        | Sunny   | Moderate      | Mid-Ebb | Surface     | 1         | 10:19 | 8.38      | 8.14 | 31.3      | 26.61     | 3.87                      | 8         |
| C2A      | 20211112        | Sunny   | Moderate      | Mid-Ebb | Middle      | 6.25      | 10:18 | 8.51      | 8.16 | 31.09     | 26.65     | 3.99                      | 11        |
| C2A      | 20211112        | Sunny   | Moderate      | Mid-Ebb | Middle      | 6.25      | 10:18 | 8.45      | 8.2  | 31.16     | 26.73     | 3.59                      | 12        |
| C2A      | 20211112        | Sunny   | Moderate      | Mid-Ebb | Bottom      | 11.5      | 10:17 | 8.34      | 8.18 | 31.27     | 26.62     | 3.29                      | 12        |
| C2A      | 20211112        | Sunny   | Moderate      | Mid-Ebb | Bottom      | 11.5      | 10:17 | 8.36      | 8.23 | 31.29     | 26.65     | 3.03                      | 14        |
| CR1      | 20211112        | Sunny   | Moderate      | Mid-Ebb | Surface     | 1         | 09:58 | 9.32      | 8.14 | 31.57     | 26.91     | 2.1                       | 12        |
| CR1      | 20211112        | Sunny   | Moderate      | Mid-Ebb | Surface     | 1         | 09:58 | 9.21      | 8.17 | 31.58     | 26.97     | 2.47                      | 12        |
| CR1      | 20211112        | Sunny   | Moderate      | Mid-Ebb | Middle      | 6.25      | 09:57 | 8.54      | 8.3  | 31.98     | 26.45     | 3.56                      | 9         |
| CR1      | 20211112        | Sunny   | Moderate      | Mid-Ebb | Middle      | 6.25      | 09:57 | 8.57      | 8.27 | 32.03     | 26.53     | 3.08                      | 9         |
| CR1      | 20211112        | Sunny   | Moderate      | Mid-Ebb | Bottom      | 11.5      | 09:56 | 8.6       | 8.23 | 31.98     | 26.51     | 3.71                      | 8         |
| CR1      | 20211112        | Sunny   | Moderate      | Mid-Ebb | Bottom      | 11.5      | 09:56 | 8.52      | 8.26 | 31.91     | 26.6      | 3.97                      | 8         |
| CR2      | 20211112        | Sunny   | Moderate      | Mid-Ebb | Surface     | 1         | 09:46 | 8.63      | 8.37 | 32.16     | 26.83     | 4.34                      | 12        |
| CR2      | 20211112        | Sunny   | Moderate      | Mid-Ebb | Surface     | 1         | 09:46 | 8.72      | 8.41 | 32.21     | 26.77     | 3.8                       | 10        |
| CR2      | 20211112        | Sunny   | Moderate      | Mid-Ebb | Middle      | 6.05      | 09:45 | 8.83      | 8.33 | 32.27     | 26.84     | 4.26                      | 10        |
| CR2      | 20211112        | Sunny   | Moderate      | Mid-Ebb | Middle      | 6.05      | 09:45 | 8.77      | 8.34 | 32.3      | 26.78     | 4.66                      | 8         |
| CR2      | 20211112        | Sunny   | Moderate      | Mid-Ebb | Bottom      | 11.1      | 09:44 | 8.52      | 8.36 | 31.72     | 27.07     | 3.7                       | 10        |
| CR2      | 20211112        | Sunny   | Moderate      | Mid-Ebb | Bottom      | 11.1      | 09:44 | 8.71      | 8.42 | 31.77     | 27.11     | 4.41                      | 10        |
| F1A      | 20211112        | Sunny   | Moderate      | Mid-Ebb | Surface     | 1         | 09:31 | 9.06      | 8.27 | 30.87     | 27.34     | 2.5                       | 7         |
| F1A      | 20211112        | Sunny   | Moderate      | Mid-Ebb | Surface     | 1         | 09:31 | 8.94      | 8.32 | 30.84     | 27.36     | 2.81                      | 8         |
| F1A      | 20211112        | Sunny   | Moderate      | Mid-Ebb | Middle      | 4.2       | 09:30 | 9         | 8.32 | 30.89     | 27.31     | 2.56                      | 6         |
| F1A      | 20211112        | Sunny   | Moderate      | Mid-Ebb | Middle      | 4.2       | 09:30 | 9.13      | 8.25 | 30.99     | 27.31     | 2.38                      | 6         |
| F1A      | 20211112        | Sunny   | Moderate      | Mid-Ebb | Bottom      | 7.4       | 09:29 | 8.42      | 8.32 | 31.4      | 26.95     | 2.58                      | 8         |
| F1A      | 20211112        | Sunny   | Moderate      | Mid-Ebb | Bottom      | 7.4       | 09:29 | 8.37      | 8.33 | 31.36     | 26.81     | 2.99                      | 8         |
| H1       | 20211112        | Sunny   | Moderate      | Mid-Ebb | Surface     | 1         | 09:33 | 8.75      | 8.45 | 31.81     | 27.04     | 3.79                      | 13        |
| H1       | 20211112        | Sunny   | Moderate      | Mid-Ebb | Surface     | 1         | 09:33 | 8.65      | 8.38 | 31.72     | 27.09     | 3.56                      | 15        |
| H1       | 20211112        | Sunny   | Moderate      | Mid-Ebb | Middle      | 4.4       | 09:32 | 8.66      | 8.38 | 31.77     | 27.04     | 3.35                      | 11        |

| Location | Date (YYYYMMDD) | Weather | Sea Condition | Tidal     | Water Level | Depth (m) | Time  | DO (mg/L) | pH   | Sal (ppt) | Temp (°C) | Turbidity (NTU)<br>Note 1 | SS (mg/L) |
|----------|-----------------|---------|---------------|-----------|-------------|-----------|-------|-----------|------|-----------|-----------|---------------------------|-----------|
| H1       | 20211112        | Sunny   | Moderate      | Mid-Ebb   | Middle      | 4.4       | 09:32 | 8.56      | 8.43 | 31.83     | 27.06     | 3.7                       | 9         |
| H1       | 20211112        | Sunny   | Moderate      | Mid-Ebb   | Bottom      | 7.8       | 09:31 | 9.05      | 8.34 | 30.94     | 27.35     | 3.49                      | 14        |
| H1       | 20211112        | Sunny   | Moderate      | Mid-Ebb   | Bottom      | 7.8       | 09:31 | 8.91      | 8.32 | 30.95     | 27.35     | 3.26                      | 12        |
| M1       | 20211112        | Sunny   | Moderate      | Mid-Ebb   | Surface     | 1         | 09:05 | 8.64      | 8.14 | 32.4      | 26.6      | 2.9                       | 8         |
| M1       | 20211112        | Sunny   | Moderate      | Mid-Ebb   | Surface     | 1         | 09:05 | 8.82      | 8.15 | 32.44     | 26.67     | 3.21                      | 10        |
| M1       | 20211112        | Sunny   | Moderate      | Mid-Ebb   | Middle      | 4.6       | 09:04 | 8.81      | 8.17 | 32.37     | 26.7      | 2.89                      | 11        |
| M1       | 20211112        | Sunny   | Moderate      | Mid-Ebb   | Middle      | 4.6       | 09:04 | 8.62      | 8.1  | 32.56     | 26.59     | 3.38                      | 11        |
| M1       | 20211112        | Sunny   | Moderate      | Mid-Ebb   | Bottom      | 8.2       | 09:03 | 9.14      | 8.37 | 31.86     | 26.86     | 3.51                      | 11        |
| M1       | 20211112        | Sunny   | Moderate      | Mid-Ebb   | Bottom      | 8.2       | 09:03 | 9.19      | 8.36 | 31.77     | 26.88     | 3.63                      | 11        |
| B1       | 20211112        | Sunny   | Moderate      | Mid-Flood | Surface     | 1         | 13:24 | 8.26      | 8.23 | 31.4      | 27.61     | 4.16                      | 11        |
| B1       | 20211112        | Sunny   | Moderate      | Mid-Flood | Surface     | 1         | 13:24 | 8.17      | 8.22 | 31.59     | 27.63     | 4.42                      | 11        |
| B1       | 20211112        | Sunny   | Moderate      | Mid-Flood | Bottom      | 3.6       | 13:23 | 8.33      | 8.32 | 30.68     | 27.06     | 5.38                      | 15        |
| B1       | 20211112        | Sunny   | Moderate      | Mid-Flood | Bottom      | 3.6       | 13:23 | 8.29      | 8.39 | 30.84     | 26.96     | 5.03                      | 13        |
| B2       | 20211112        | Sunny   | Moderate      | Mid-Flood | Surface     | 1         | 13:40 | 8.36      | 8.2  | 31.57     | 27.73     | 4.34                      | 8         |
| B2       | 20211112        | Sunny   | Moderate      | Mid-Flood | Surface     | 1         | 13:40 | 8.29      | 8.26 | 31.4      | 27.77     | 4.35                      | 8         |
| B2       | 20211112        | Sunny   | Moderate      | Mid-Flood | Bottom      | 3.4       | 13:39 | 8.19      | 8.21 | 31.59     | 27.59     | 4.43                      | 10        |
| B2       | 20211112        | Sunny   | Moderate      | Mid-Flood | Bottom      | 3.4       | 13:39 | 8.32      | 8.24 | 31.57     | 27.6      | 4.36                      | 10        |
| B3       | 20211112        | Sunny   | Moderate      | Mid-Flood | Surface     | 1         | 13:12 | 8.66      | 8.26 | 32.38     | 27.63     | 2.29                      | 10        |
| B3       | 20211112        | Sunny   | Moderate      | Mid-Flood | Surface     | 1         | 13:12 | 8.87      | 8.21 | 32.28     | 27.72     | 2.28                      | 10        |
| B3       | 20211112        | Sunny   | Moderate      | Mid-Flood | Bottom      | 4         | 13:11 | 8.73      | 8.19 | 32.48     | 27.68     | 3                         | 9         |
| B3       | 20211112        | Sunny   | Moderate      | Mid-Flood | Bottom      | 4         | 13:11 | 8.86      | 8.2  | 32.51     | 27.67     | 2.85                      | 7         |
| B4       | 20211112        | Sunny   | Moderate      | Mid-Flood | Surface     | 1         | 13:21 | 8.24      | 8.38 | 30.74     | 27.12     | 4.37                      | 9         |
| B4       | 20211112        | Sunny   | Moderate      | Mid-Flood | Surface     | 1         | 13:21 | 8.25      | 8.32 | 30.65     | 26.96     | 4.65                      | 10        |
| B4       | 20211112        | Sunny   | Moderate      | Mid-Flood | Bottom      | 3.9       | 13:20 | 8.33      | 8.34 | 30.78     | 27.03     | 4.48                      | 13        |
| B4       | 20211112        | Sunny   | Moderate      | Mid-Flood | Bottom      | 3.9       | 13:20 | 8.35      | 8.32 | 30.91     | 26.99     | 4.52                      | 10        |
| C1A      | 20211112        | Sunny   | Moderate      | Mid-Flood | Surface     | 1         | 13:00 | 8.72      | 8.21 | 31.03     | 26.82     | 3.93                      | 6         |
| C1A      | 20211112        | Sunny   | Moderate      | Mid-Flood | Surface     | 1         | 13:00 | 8.73      | 8.17 | 31.24     | 26.81     | 3.95                      | 8         |
| C1A      | 20211112        | Sunny   | Moderate      | Mid-Flood | Middle      | 5.3       | 12:59 | 9.09      | 8.36 | 30.93     | 27.85     | 4.11                      | 6         |
| C1A      | 20211112        | Sunny   | Moderate      | Mid-Flood | Middle      | 5.3       | 12:59 | 9.21      | 8.3  | 30.92     | 27.77     | 3.98                      | 7         |
| C1A      | 20211112        | Sunny   | Moderate      | Mid-Flood | Bottom      | 9.6       | 12:58 | 9.05      | 8.37 | 30.68     | 27.8      | 4.63                      | 2         |
| C1A      | 20211112        | Sunny   | Moderate      | Mid-Flood | Bottom      | 9.6       | 12:58 | 9.07      | 8.36 | 30.67     | 27.75     | 4.74                      | 2         |
| C2A      | 20211112        | Sunny   | Moderate      | Mid-Flood | Surface     | 1         | 13:00 | 8.54      | 8.2  | 31.22     | 26.95     | 5.69                      | 7         |
| C2A      | 20211112        | Sunny   | Moderate      | Mid-Flood | Surface     | 1         | 13:00 | 8.69      | 8.2  | 31.17     | 27.01     | 5.01                      | 7         |
| C2A      | 20211112        | Sunny   | Moderate      | Mid-Flood | Middle      | 5.75      | 12:59 | 9.26      | 8.35 | 31.14     | 27.72     | 5.33                      | 16        |
| C2A      | 20211112        | Sunny   | Moderate      | Mid-Flood | Middle      | 5.75      | 12:59 | 9.2       | 8.32 | 31.14     | 27.73     | 5.55                      | 12        |
| C2A      | 20211112        | Sunny   | Moderate      | Mid-Flood | Bottom      | 10.5      | 12:58 | 9.02      | 8.41 | 30.68     | 27.68     | 5                         | 14        |
| C2A      | 20211112        | Sunny   | Moderate      | Mid-Flood | Bottom      | 10.5      | 12:58 | 8.95      | 8.36 | 30.64     | 27.87     | 4.9                       | 13        |

| Location | Date (YYYYMMDD) | Weather | Sea Condition | Tidal     | Water Level | Depth (m) | Time  | DO (mg/L) | pH   | Sal (ppt) | Temp (°C) | Turbidity (NTU)<br>Note 1 | SS (mg/L) |
|----------|-----------------|---------|---------------|-----------|-------------|-----------|-------|-----------|------|-----------|-----------|---------------------------|-----------|
| CR1      | 20211112        | Sunny   | Moderate      | Mid-Flood | Surface     | 1         | 14:36 | 8.17      | 8.27 | 32.28     | 27.18     | 2.52                      | 3         |
| CR1      | 20211112        | Sunny   | Moderate      | Mid-Flood | Surface     | 1         | 14:36 | 8.23      | 8.27 | 32.25     | 27.17     | 2.26                      | 3         |
| CR1      | 20211112        | Sunny   | Moderate      | Mid-Flood | Middle      | 6.15      | 14:35 | 8.27      | 8.29 | 32.23     | 27.14     | 2.95                      | 4         |
| CR1      | 20211112        | Sunny   | Moderate      | Mid-Flood | Middle      | 6.15      | 14:35 | 8.25      | 8.26 | 32.3      | 27.03     | 2.88                      | 5         |
| CR1      | 20211112        | Sunny   | Moderate      | Mid-Flood | Bottom      | 11.3      | 14:34 | 8.2       | 8.28 | 32.25     | 27.24     | 3.04                      | 3         |
| CR1      | 20211112        | Sunny   | Moderate      | Mid-Flood | Bottom      | 11.3      | 14:34 | 8.1       | 8.29 | 32.31     | 27.08     | 3.09                      | 2         |
| CR2      | 20211112        | Sunny   | Moderate      | Mid-Flood | Surface     | 1         | 14:23 | 9.15      | 8.21 | 30.71     | 27.63     | 3.06                      | 2         |
| CR2      | 20211112        | Sunny   | Moderate      | Mid-Flood | Surface     | 1         | 14:23 | 9.03      | 8.22 | 30.75     | 27.59     | 2.69                      | 2         |
| CR2      | 20211112        | Sunny   | Moderate      | Mid-Flood | Middle      | 5.8       | 14:22 | 8.98      | 8.25 | 30.79     | 27.42     | 2.88                      | 2         |
| CR2      | 20211112        | Sunny   | Moderate      | Mid-Flood | Middle      | 5.8       | 14:22 | 9.04      | 8.24 | 30.84     | 27.38     | 3.07                      | 2         |
| CR2      | 20211112        | Sunny   | Moderate      | Mid-Flood | Bottom      | 10.6      | 14:21 | 9.11      | 8.35 | 30.96     | 27.74     | 4.42                      | 3         |
| CR2      | 20211112        | Sunny   | Moderate      | Mid-Flood | Bottom      | 10.6      | 14:21 | 9.32      | 8.4  | 30.87     | 27.71     | 4.1                       | 5         |
| F1A      | 20211112        | Sunny   | Moderate      | Mid-Flood | Surface     | 1         | 13:54 | 9.16      | 8.22 | 32.43     | 27.65     | 3.61                      | 13        |
| F1A      | 20211112        | Sunny   | Moderate      | Mid-Flood | Surface     | 1         | 13:54 | 9.23      | 8.21 | 32.41     | 27.55     | 3.24                      | 13        |
| F1A      | 20211112        | Sunny   | Moderate      | Mid-Flood | Middle      | 4.05      | 13:53 | 9.29      | 8.2  | 32.59     | 27.69     | 3.87                      | 8         |
| F1A      | 20211112        | Sunny   | Moderate      | Mid-Flood | Middle      | 4.05      | 13:53 | 9.21      | 8.17 | 32.46     | 27.79     | 3.65                      | 8         |
| F1A      | 20211112        | Sunny   | Moderate      | Mid-Flood | Bottom      | 7.1       | 13:52 | 9.23      | 8.17 | 32.63     | 27.71     | 4.26                      | 12        |
| F1A      | 20211112        | Sunny   | Moderate      | Mid-Flood | Bottom      | 7.1       | 13:52 | 9.11      | 8.19 | 32.36     | 27.52     | 3.89                      | 12        |
| H1       | 20211112        | Sunny   | Moderate      | Mid-Flood | Surface     | 1         | 14:08 | 9.29      | 8.42 | 31.47     | 27        | 2.49                      | 8         |
| H1       | 20211112        | Sunny   | Moderate      | Mid-Flood | Surface     | 1         | 14:08 | 9.39      | 8.35 | 31.37     | 26.96     | 2.72                      | 8         |
| H1       | 20211112        | Sunny   | Moderate      | Mid-Flood | Middle      | 4.1       | 14:07 | 9.38      | 8.43 | 31.14     | 27        | 3.19                      | 9         |
| H1       | 20211112        | Sunny   | Moderate      | Mid-Flood | Middle      | 4.1       | 14:07 | 9.32      | 8.37 | 31.48     | 26.99     | 2.88                      | 9         |
| H1       | 20211112        | Sunny   | Moderate      | Mid-Flood | Bottom      | 7.2       | 14:06 | 9.36      | 8.42 | 31.16     | 27.1      | 3.18                      | 11        |
| H1       | 20211112        | Sunny   | Moderate      | Mid-Flood | Bottom      | 7.2       | 14:06 | 9.17      | 8.43 | 31.26     | 27.1      | 2.97                      | 14        |
| M1       | 20211112        | Sunny   | Moderate      | Mid-Flood | Surface     | 1         | 14:22 | 9.05      | 8.24 | 30.68     | 27.64     | 3.25                      | 5         |
| M1       | 20211112        | Sunny   | Moderate      | Mid-Flood | Surface     | 1         | 14:22 | 9.01      | 8.23 | 30.79     | 27.41     | 3.37                      | 6         |
| M1       | 20211112        | Sunny   | Moderate      | Mid-Flood | Middle      | 4.05      | 14:21 | 9.13      | 8.35 | 31.08     | 27.7      | 3.69                      | 10        |
| M1       | 20211112        | Sunny   | Moderate      | Mid-Flood | Middle      | 4.05      | 14:21 | 9.29      | 8.36 | 30.97     | 27.69     | 3.59                      | 9         |
| M1       | 20211112        | Sunny   | Moderate      | Mid-Flood | Bottom      | 7.1       | 14:20 | 9.17      | 8.38 | 31.07     | 27.6      | 4.38                      | 9         |
| M1       | 20211112        | Sunny   | Moderate      | Mid-Flood | Bottom      | 7.1       | 14:20 | 9.18      | 8.4  | 30.85     | 27.72     | 4.25                      | 11        |
| B1       | 20211115        | Sunny   | Moderate      | Mid-Ebb   | Surface     | 1         | 08:51 | 8.37      | 8.17 | 30.56     | 27.25     | 2.68                      | 2         |
| B1       | 20211115        | Sunny   | Moderate      | Mid-Ebb   | Surface     | 1         | 08:51 | 8.3       | 8.21 | 30.62     | 27.22     | 2.33                      | 2         |
| B1       | 20211115        | Sunny   | Moderate      | Mid-Ebb   | Bottom      | 3.6       | 08:50 | 8.8       | 8.32 | 30.77     | 26.79     | 4.5                       | 7         |
| B1       | 20211115        | Sunny   | Moderate      | Mid-Ebb   | Bottom      | 3.6       | 08:50 | 8.75      | 8.38 | 30.88     | 26.92     | 4.02                      | 7         |
| B2       | 20211115        | Sunny   | Moderate      | Mid-Ebb   | Surface     | 1         | 09:08 | 7.82      | 8.41 | 30.43     | 26.53     | 3.4                       | 3         |
| B2       | 20211115        | Sunny   | Moderate      | Mid-Ebb   | Surface     | 1         | 09:08 | 7.99      | 8.39 | 30.32     | 26.6      | 3.82                      | 3         |
| B2       | 20211115        | Sunny   | Moderate      | Mid-Ebb   | Bottom      | 4.8       | 09:07 | 8.45      | 8.22 | 30.73     | 27.45     | 2.72                      | 3         |

| Location | Date (YYYYMMDD) | Weather | Sea Condition | Tidal   | Water Level | Depth (m) | Time  | DO (mg/L) | pH   | Sal (ppt) | Temp (°C) | Turbidity (NTU)<br>Note 1 | SS (mg/L) |
|----------|-----------------|---------|---------------|---------|-------------|-----------|-------|-----------|------|-----------|-----------|---------------------------|-----------|
| B2       | 20211115        | Sunny   | Moderate      | Mid-Ebb | Bottom      | 4.8       | 09:07 | 8.43      | 8.19 | 30.53     | 27.44     | 2.7                       | 4         |
| B3       | 20211115        | Sunny   | Moderate      | Mid-Ebb | Surface     | 1         | 10:44 | 8.4       | 8.16 | 30.69     | 27.11     | 2.73                      | 4         |
| B3       | 20211115        | Sunny   | Moderate      | Mid-Ebb | Surface     | 1         | 10:44 | 8.38      | 8.2  | 30.81     | 27.26     | 2.67                      | 3         |
| B3       | 20211115        | Sunny   | Moderate      | Mid-Ebb | Bottom      | 3.5       | 10:43 | 8.3       | 8.17 | 30.67     | 27.15     | 2.58                      | 6         |
| B3       | 20211115        | Sunny   | Moderate      | Mid-Ebb | Bottom      | 3.5       | 10:43 | 8.41      | 8.15 | 30.75     | 27.06     | 3                         | 6         |
| B4       | 20211115        | Sunny   | Moderate      | Mid-Ebb | Surface     | 1         | 10:34 | 8.51      | 8.21 | 30.74     | 27.23     | 2.53                      | 7         |
| B4       | 20211115        | Sunny   | Moderate      | Mid-Ebb | Surface     | 1         | 10:34 | 8.53      | 8.18 | 30.85     | 27.29     | 2.41                      | 7         |
| B4       | 20211115        | Sunny   | Moderate      | Mid-Ebb | Bottom      | 3.6       | 10:33 | 8.29      | 8.2  | 30.32     | 26.57     | 3.18                      | 3         |
| B4       | 20211115        | Sunny   | Moderate      | Mid-Ebb | Bottom      | 3.6       | 10:33 | 8.34      | 8.16 | 30.37     | 26.56     | 3.55                      | 3         |
| C1A      | 20211115        | Sunny   | Moderate      | Mid-Ebb | Surface     | 1         | 08:23 | 8.68      | 8.35 | 30.8      | 26.88     | 4.99                      | 5         |
| C1A      | 20211115        | Sunny   | Moderate      | Mid-Ebb | Surface     | 1         | 08:23 | 8.64      | 8.34 | 30.75     | 26.97     | 5.6                       | 4         |
| C1A      | 20211115        | Sunny   | Moderate      | Mid-Ebb | Middle      | 4.75      | 08:22 | 8.92      | 8.16 | 31.08     | 26.99     | 4.48                      | 6         |
| C1A      | 20211115        | Sunny   | Moderate      | Mid-Ebb | Middle      | 4.75      | 08:22 | 8.77      | 8.23 | 31.05     | 27.08     | 5.19                      | 3         |
| C1A      | 20211115        | Sunny   | Moderate      | Mid-Ebb | Bottom      | 8.5       | 08:21 | 8.9       | 8.17 | 31.06     | 26.94     | 4.36                      | 5         |
| C1A      | 20211115        | Sunny   | Moderate      | Mid-Ebb | Bottom      | 8.5       | 08:21 | 8.78      | 8.17 | 30.92     | 26.98     | 4.49                      | 4         |
| C2A      | 20211115        | Sunny   | Moderate      | Mid-Ebb | Surface     | 1         | 10:26 | 8.49      | 8.14 | 30.5      | 26.7      | 3.69                      | 6         |
| C2A      | 20211115        | Sunny   | Moderate      | Mid-Ebb | Surface     | 1         | 10:26 | 8.34      | 8.16 | 30.43     | 26.54     | 3.88                      | 5         |
| C2A      | 20211115        | Sunny   | Moderate      | Mid-Ebb | Middle      | 5.9       | 10:25 | 8.5       | 8.18 | 30.51     | 26.63     | 3.9                       | 12        |
| C2A      | 20211115        | Sunny   | Moderate      | Mid-Ebb | Middle      | 5.9       | 10:25 | 8.43      | 8.18 | 30.43     | 26.75     | 3.98                      | 12        |
| C2A      | 20211115        | Sunny   | Moderate      | Mid-Ebb | Bottom      | 10.8      | 10:24 | 8.93      | 8.32 | 30.12     | 26.93     | 4.79                      | 5         |
| C2A      | 20211115        | Sunny   | Moderate      | Mid-Ebb | Bottom      | 10.8      | 10:24 | 8.78      | 8.29 | 30.16     | 26.94     | 4.38                      | 6         |
| CR1      | 20211115        | Sunny   | Moderate      | Mid-Ebb | Surface     | 1         | 10:04 | 8.84      | 8.33 | 30.09     | 27.01     | 4.27                      | 3         |
| CR1      | 20211115        | Sunny   | Moderate      | Mid-Ebb | Surface     | 1         | 10:04 | 8.81      | 8.3  | 30.13     | 26.78     | 4                         | 5         |
| CR1      | 20211115        | Sunny   | Moderate      | Mid-Ebb | Middle      | 6.15      | 10:03 | 7.83      | 8.17 | 31.58     | 26.79     | 3.96                      | 8         |
| CR1      | 20211115        | Sunny   | Moderate      | Mid-Ebb | Middle      | 6.15      | 10:03 | 7.95      | 8.19 | 31.52     | 26.94     | 3.54                      | 8         |
| CR1      | 20211115        | Sunny   | Moderate      | Mid-Ebb | Bottom      | 11.3      | 10:02 | 7.8       | 8.21 | 31.44     | 27.02     | 4.78                      | 3         |
| CR1      | 20211115        | Sunny   | Moderate      | Mid-Ebb | Bottom      | 11.3      | 10:02 | 7.84      | 8.17 | 31.47     | 26.79     | 4.78                      | 4         |
| CR2      | 20211115        | Sunny   | Moderate      | Mid-Ebb | Surface     | 1         | 09:50 | 8.84      | 8.41 | 30.1      | 27.24     | 2.67                      | 2         |
| CR2      | 20211115        | Sunny   | Moderate      | Mid-Ebb | Surface     | 1         | 09:50 | 8.8       | 8.4  | 30.14     | 27.23     | 2.41                      | 4         |
| CR2      | 20211115        | Sunny   | Moderate      | Mid-Ebb | Middle      | 5.55      | 09:49 | 8.79      | 8.37 | 30.15     | 27.45     | 2.68                      | 2         |
| CR2      | 20211115        | Sunny   | Moderate      | Mid-Ebb | Middle      | 5.55      | 09:49 | 8.72      | 8.37 | 30.12     | 27.48     | 2.48                      | 4         |
| CR2      | 20211115        | Sunny   | Moderate      | Mid-Ebb | Bottom      | 10.1      | 09:48 | 8.63      | 8.4  | 30.66     | 26.83     | 3.14                      | 6         |
| CR2      | 20211115        | Sunny   | Moderate      | Mid-Ebb | Bottom      | 10.1      | 09:48 | 8.46      | 8.43 | 30.65     | 26.83     | 3.22                      | 6         |
| F1A      | 20211115        | Sunny   | Moderate      | Mid-Ebb | Surface     | 1         | 10:04 | 8.92      | 8.27 | 30.09     | 26.78     | 3.93                      | 5         |
| F1A      | 20211115        | Sunny   | Moderate      | Mid-Ebb | Surface     | 1         | 10:04 | 8.73      | 8.33 | 30.02     | 26.91     | 3.49                      | 5         |
| F1A      | 20211115        | Sunny   | Moderate      | Mid-Ebb | Middle      | 4.05      | 10:03 | 7.83      | 8.17 | 31.66     | 26.87     | 3.47                      | 5         |
| F1A      | 20211115        | Sunny   | Moderate      | Mid-Ebb | Middle      | 4.05      | 10:03 | 7.83      | 8.21 | 31.6      | 26.93     | 3.83                      | 4         |

| Location | Date (YYYYMMDD) | Weather | Sea Condition | Tidal     | Water Level | Depth (m) | Time  | DO (mg/L) | pH   | Sal (ppt) | Temp (°C) | Turbidity (NTU)<br>Note 1 | SS (mg/L) |
|----------|-----------------|---------|---------------|-----------|-------------|-----------|-------|-----------|------|-----------|-----------|---------------------------|-----------|
| F1A      | 20211115        | Sunny   | Moderate      | Mid-Ebb   | Bottom      | 7.1       | 10:02 | 8.87      | 8.38 | 30.11     | 27.28     | 3.21                      | 4         |
| F1A      | 20211115        | Sunny   | Moderate      | Mid-Ebb   | Bottom      | 7.1       | 10:02 | 8.72      | 8.4  | 30.04     | 27.24     | 3.78                      | 3         |
| H1       | 20211115        | Sunny   | Moderate      | Mid-Ebb   | Surface     | 1         | 09:35 | 8.47      | 8.41 | 30.66     | 26.79     | 3.55                      | 3         |
| H1       | 20211115        | Sunny   | Moderate      | Mid-Ebb   | Surface     | 1         | 09:35 | 8.54      | 8.4  | 30.67     | 26.89     | 3.54                      | 4         |
| H1       | 20211115        | Sunny   | Moderate      | Mid-Ebb   | Middle      | 4.1       | 09:34 | 8.58      | 8.39 | 31.44     | 27.46     | 2.77                      | 3         |
| H1       | 20211115        | Sunny   | Moderate      | Mid-Ebb   | Middle      | 4.1       | 09:34 | 8.43      | 8.37 | 31.28     | 27.26     | 2.67                      | 3         |
| H1       | 20211115        | Sunny   | Moderate      | Mid-Ebb   | Bottom      | 7.2       | 09:33 | 7.79      | 8.38 | 30.48     | 26.56     | 4.13                      | 12        |
| H1       | 20211115        | Sunny   | Moderate      | Mid-Ebb   | Bottom      | 7.2       | 09:33 | 7.9       | 8.42 | 30.38     | 26.6      | 4.33                      | 13        |
| M1       | 20211115        | Sunny   | Moderate      | Mid-Ebb   | Surface     | 1         | 09:36 | 8.71      | 8.36 | 30.78     | 26.77     | 3.44                      | 3         |
| M1       | 20211115        | Sunny   | Moderate      | Mid-Ebb   | Surface     | 1         | 09:36 | 8.72      | 8.36 | 30.6      | 26.97     | 3.83                      | 4         |
| M1       | 20211115        | Sunny   | Moderate      | Mid-Ebb   | Middle      | 4.55      | 09:35 | 8.43      | 8.41 | 31.21     | 27.41     | 3.73                      | 4         |
| M1       | 20211115        | Sunny   | Moderate      | Mid-Ebb   | Middle      | 4.55      | 09:35 | 8.39      | 8.36 | 31.32     | 27.34     | 3.4                       | 2         |
| M1       | 20211115        | Sunny   | Moderate      | Mid-Ebb   | Bottom      | 8.1       | 09:34 | 8.59      | 8.36 | 31.27     | 27.34     | 3.47                      | 3         |
| M1       | 20211115        | Sunny   | Moderate      | Mid-Ebb   | Bottom      | 8.1       | 09:34 | 8.5       | 8.35 | 31.28     | 27.41     | 3.26                      | 5         |
| B1       | 20211115        | Sunny   | Moderate      | Mid-Flood | Surface     | 1         | 15:11 | 8.33      | 8.48 | 31.49     | 27.69     | 2.56                      | 5         |
| B1       | 20211115        | Sunny   | Moderate      | Mid-Flood | Surface     | 1         | 15:11 | 8.39      | 8.45 | 31.5      | 27.75     | 3.06                      | 4         |
| B1       | 20211115        | Sunny   | Moderate      | Mid-Flood | Bottom      | 4.3       | 15:10 | 8.17      | 8.43 | 30.32     | 27.76     | 3.74                      | 4         |
| B1       | 20211115        | Sunny   | Moderate      | Mid-Flood | Bottom      | 4.3       | 15:10 | 8.05      | 8.45 | 30.28     | 27.68     | 3.7                       | 5         |
| B2       | 20211115        | Sunny   | Moderate      | Mid-Flood | Surface     | 1         | 15:28 | 8.35      | 8.48 | 31.46     | 27.8      | 2.48                      | 3         |
| B2       | 20211115        | Sunny   | Moderate      | Mid-Flood | Surface     | 1         | 15:28 | 8.22      | 8.4  | 31.46     | 27.78     | 2.72                      | 3         |
| B2       | 20211115        | Sunny   | Moderate      | Mid-Flood | Bottom      | 3.4       | 15:27 | 8.33      | 8.4  | 31.5      | 27.74     | 2.83                      | 6         |
| B2       | 20211115        | Sunny   | Moderate      | Mid-Flood | Bottom      | 3.4       | 15:27 | 8.4       | 8.42 | 31.52     | 27.84     | 3.1                       | 4         |
| B3       | 20211115        | Sunny   | Moderate      | Mid-Flood | Surface     | 1         | 14:56 | 8.17      | 8.21 | 31.17     | 27.22     | 2.83                      | 4         |
| B3       | 20211115        | Sunny   | Moderate      | Mid-Flood | Surface     | 1         | 14:56 | 8.18      | 8.24 | 31.06     | 27.36     | 2.72                      | 3         |
| B3       | 20211115        | Sunny   | Moderate      | Mid-Flood | Bottom      | 3.5       | 14:55 | 8.15      | 8.21 | 31.04     | 27.23     | 2.18                      | 8         |
| B3       | 20211115        | Sunny   | Moderate      | Mid-Flood | Bottom      | 3.5       | 14:55 | 8.28      | 8.23 | 31.13     | 27.27     | 2.34                      | 8         |
| B4       | 20211115        | Sunny   | Moderate      | Mid-Flood | Surface     | 1         | 15:05 | 8.16      | 8.4  | 30.33     | 27.64     | 3.23                      | 7         |
| B4       | 20211115        | Sunny   | Moderate      | Mid-Flood | Surface     | 1         | 15:05 | 8.18      | 8.41 | 30.35     | 27.73     | 2.84                      | 7         |
| B4       | 20211115        | Sunny   | Moderate      | Mid-Flood | Bottom      | 3.6       | 15:04 | 8.07      | 8.39 | 30.23     | 27.74     | 3.18                      | 9         |
| B4       | 20211115        | Sunny   | Moderate      | Mid-Flood | Bottom      | 3.6       | 15:04 | 8.08      | 8.45 | 30.28     | 27.68     | 3.47                      | 9         |
| C1A      | 20211115        | Sunny   | Moderate      | Mid-Flood | Surface     | 1         | 14:44 | 8.56      | 8.26 | 31.37     | 26.86     | 4.25                      | 8         |
| C1A      | 20211115        | Sunny   | Moderate      | Mid-Flood | Surface     | 1         | 14:44 | 8.49      | 8.2  | 31.4      | 26.92     | 3.63                      | 8         |
| C1A      | 20211115        | Sunny   | Moderate      | Mid-Flood | Middle      | 4.95      | 14:43 | 8.72      | 8.19 | 31.21     | 27.33     | 4.17                      | 8         |
| C1A      | 20211115        | Sunny   | Moderate      | Mid-Flood | Middle      | 4.95      | 14:43 | 8.84      | 8.24 | 31.22     | 27.22     | 4.02                      | 8         |
| C1A      | 20211115        | Sunny   | Moderate      | Mid-Flood | Bottom      | 8.9       | 14:42 | 9.19      | 8.26 | 30.25     | 27.57     | 4.03                      | 5         |
| C1A      | 20211115        | Sunny   | Moderate      | Mid-Flood | Bottom      | 8.9       | 14:42 | 9.29      | 8.29 | 30.38     | 27.59     | 4.16                      | 6         |
| C2A      | 20211115        | Sunny   | Moderate      | Mid-Flood | Surface     | 1         | 14:44 | 8.65      | 8.18 | 31.31     | 26.79     | 4.46                      | 11        |

| Location | Date (YYYYMMDD) | Weather | Sea Condition | Tidal     | Water Level | Depth (m) | Time  | DO (mg/L) | pH   | Sal (ppt) | Temp (°C) | Turbidity (NTU)<br>Note 1 | SS (mg/L) |
|----------|-----------------|---------|---------------|-----------|-------------|-----------|-------|-----------|------|-----------|-----------|---------------------------|-----------|
| C2A      | 20211115        | Sunny   | Moderate      | Mid-Flood | Surface     | 1         | 14:44 | 8.69      | 8.23 | 31.34     | 26.87     | 4.45                      | 11        |
| C2A      | 20211115        | Sunny   | Moderate      | Mid-Flood | Middle      | 5.85      | 14:43 | 8.8       | 8.25 | 31.31     | 27.23     | 4.3                       | 8         |
| C2A      | 20211115        | Sunny   | Moderate      | Mid-Flood | Middle      | 5.85      | 14:43 | 8.77      | 8.24 | 31.25     | 27.39     | 4.28                      | 8         |
| C2A      | 20211115        | Sunny   | Moderate      | Mid-Flood | Bottom      | 10.7      | 14:42 | 9.29      | 8.29 | 30.32     | 27.47     | 5.12                      | 4         |
| C2A      | 20211115        | Sunny   | Moderate      | Mid-Flood | Bottom      | 10.7      | 14:42 | 9.31      | 8.29 | 30.31     | 27.58     | 4.97                      | 3         |
| CR1      | 20211115        | Sunny   | Moderate      | Mid-Flood | Surface     | 1         | 16:25 | 8.49      | 8.42 | 30.4      | 27.05     | 3.55                      | 4         |
| CR1      | 20211115        | Sunny   | Moderate      | Mid-Flood | Surface     | 1         | 16:25 | 8.52      | 8.43 | 30.44     | 27.06     | 3.34                      | 3         |
| CR1      | 20211115        | Sunny   | Moderate      | Mid-Flood | Middle      | 6.05      | 16:24 | 8.36      | 8.39 | 30.49     | 27.17     | 3.89                      | 4         |
| CR1      | 20211115        | Sunny   | Moderate      | Mid-Flood | Middle      | 6.05      | 16:24 | 8.36      | 8.37 | 30.42     | 27.12     | 3.25                      | 2         |
| CR1      | 20211115        | Sunny   | Moderate      | Mid-Flood | Bottom      | 11.1      | 16:23 | 8.45      | 8.36 | 30.44     | 27.22     | 4.11                      | 3         |
| CR1      | 20211115        | Sunny   | Moderate      | Mid-Flood | Bottom      | 11.1      | 16:23 | 8.52      | 8.38 | 30.36     | 27.12     | 3.52                      | 3         |
| CR2      | 20211115        | Sunny   | Moderate      | Mid-Flood | Surface     | 1         | 16:10 | 8.51      | 8.31 | 31.48     | 27.76     | 2.54                      | 2         |
| CR2      | 20211115        | Sunny   | Moderate      | Mid-Flood | Surface     | 1         | 16:10 | 8.66      | 8.32 | 31.43     | 27.64     | 2.8                       | 3         |
| CR2      | 20211115        | Sunny   | Moderate      | Mid-Flood | Middle      | 5.4       | 16:09 | 8.63      | 8.36 | 31.37     | 27.78     | 3.42                      | 2         |
| CR2      | 20211115        | Sunny   | Moderate      | Mid-Flood | Middle      | 5.4       | 16:09 | 8.66      | 8.35 | 31.47     | 27.63     | 2.99                      | 3         |
| CR2      | 20211115        | Sunny   | Moderate      | Mid-Flood | Bottom      | 9.8       | 16:08 | 8.73      | 8.35 | 31.42     | 27.65     | 3.67                      | 4         |
| CR2      | 20211115        | Sunny   | Moderate      | Mid-Flood | Bottom      | 9.8       | 16:08 | 8.77      | 8.37 | 31.38     | 27.77     | 3.46                      | 4         |
| F1A      | 20211115        | Sunny   | Moderate      | Mid-Flood | Surface     | 1         | 15:38 | 8.13      | 8.37 | 30.7      | 26.86     | 2.69                      | 5         |
| F1A      | 20211115        | Sunny   | Moderate      | Mid-Flood | Surface     | 1         | 15:38 | 8.04      | 8.4  | 30.72     | 26.81     | 2.55                      | 5         |
| F1A      | 20211115        | Sunny   | Moderate      | Mid-Flood | Middle      | 3.9       | 15:37 | 8.07      | 8.37 | 30.65     | 26.78     | 2.43                      | 4         |
| F1A      | 20211115        | Sunny   | Moderate      | Mid-Flood | Middle      | 3.9       | 15:37 | 8.01      | 8.38 | 30.66     | 26.79     | 2.24                      | 5         |
| F1A      | 20211115        | Sunny   | Moderate      | Mid-Flood | Bottom      | 6.8       | 15:36 | 7.99      | 8.33 | 30.71     | 26.88     | 3.29                      | 7         |
| F1A      | 20211115        | Sunny   | Moderate      | Mid-Flood | Bottom      | 6.8       | 15:36 | 8.13      | 8.38 | 30.67     | 26.92     | 2.93                      | 4         |
| H1       | 20211115        | Sunny   | Moderate      | Mid-Flood | Surface     | 1         | 15:56 | 9.27      | 8.28 | 30.08     | 27.16     | 3.01                      | 5         |
| H1       | 20211115        | Sunny   | Moderate      | Mid-Flood | Surface     | 1         | 15:56 | 9.22      | 8.36 | 30.02     | 27.13     | 3.07                      | 5         |
| H1       | 20211115        | Sunny   | Moderate      | Mid-Flood | Middle      | 4.1       | 15:55 | 9.24      | 8.34 | 30.07     | 27.04     | 2.72                      | 7         |
| H1       | 20211115        | Sunny   | Moderate      | Mid-Flood | Middle      | 4.1       | 15:55 | 9.16      | 8.3  | 30.12     | 27.06     | 2.76                      | 7         |
| H1       | 20211115        | Sunny   | Moderate      | Mid-Flood | Bottom      | 7.2       | 15:54 | 9.38      | 8.33 | 30.04     | 27.07     | 3.02                      | 10        |
| H1       | 20211115        | Sunny   | Moderate      | Mid-Flood | Bottom      | 7.2       | 15:54 | 9.19      | 8.28 | 30.05     | 27.18     | 3.6                       | 13        |
| M1       | 20211115        | Sunny   | Moderate      | Mid-Flood | Surface     | 1         | 16:07 | 8.86      | 8.23 | 31.33     | 27.13     | 2.83                      | 3         |
| M1       | 20211115        | Sunny   | Moderate      | Mid-Flood | Surface     | 1         | 16:07 | 8.84      | 8.19 | 31.4      | 27        | 3.14                      | 3         |
| M1       | 20211115        | Sunny   | Moderate      | Mid-Flood | Middle      | 4.15      | 16:06 | 9.07      | 8.2  | 31.39     | 27.19     | 3.47                      | 2         |
| M1       | 20211115        | Sunny   | Moderate      | Mid-Flood | Middle      | 4.15      | 16:06 | 9.04      | 8.17 | 31.37     | 27.08     | 3.55                      | 4         |
| M1       | 20211115        | Sunny   | Moderate      | Mid-Flood | Bottom      | 7.3       | 16:05 | 9         | 8.22 | 31.32     | 27.18     | 3.28                      | 3         |
| M1       | 20211115        | Sunny   | Moderate      | Mid-Flood | Bottom      | 7.3       | 16:05 | 8.91      | 8.17 | 31.29     | 27.01     | 3.17                      | 3         |
| B1       | 20211117        | Cloudy  | Moderate      | Mid-Ebb   | Surface     | 1         | 09:55 | 8.94      | 8.31 | 30.26     | 26.92     | 2.99                      | 5         |
| B1       | 20211117        | Cloudy  | Moderate      | Mid-Ebb   | Surface     | 1         | 09:55 | 8.99      | 8.29 | 30.33     | 27.01     | 3.41                      | 5         |

| Location | Date (YYYYMMDD) | Weather | Sea Condition | Tidal   | Water Level | Depth (m) | Time  | DO (mg/L) | pH   | Sal (ppt) | Temp (°C) | Turbidity (NTU)<br>Note 1 | SS (mg/L) |
|----------|-----------------|---------|---------------|---------|-------------|-----------|-------|-----------|------|-----------|-----------|---------------------------|-----------|
| B1       | 20211117        | Cloudy  | Moderate      | Mid-Ebb | Bottom      | 4.1       | 09:54 | 8.43      | 8.11 | 30.19     | 27.16     | 2.9                       | 3         |
| B1       | 20211117        | Cloudy  | Moderate      | Mid-Ebb | Bottom      | 4.1       | 09:54 | 8.31      | 8.07 | 30.2      | 27.21     | 2.98                      | 2         |
| B2       | 20211117        | Cloudy  | Moderate      | Mid-Ebb | Surface     | 1         | 10:13 | 8         | 8.11 | 29.17     | 27.64     | 3.14                      | 8         |
| B2       | 20211117        | Cloudy  | Moderate      | Mid-Ebb | Surface     | 1         | 10:13 | 7.97      | 8.1  | 29.22     | 27.72     | 3.41                      | 8         |
| B2       | 20211117        | Cloudy  | Moderate      | Mid-Ebb | Bottom      | 4.6       | 10:12 | 9.07      | 8.29 | 30.17     | 27.08     | 3                         | 3         |
| B2       | 20211117        | Cloudy  | Moderate      | Mid-Ebb | Bottom      | 4.6       | 10:12 | 8.91      | 8.25 | 30.14     | 27.05     | 3.22                      | 4         |
| B3       | 20211117        | Cloudy  | Moderate      | Mid-Ebb | Surface     | 1         | 12:25 | 7.9       | 8.32 | 30.83     | 27.63     | 3.16                      | 3         |
| B3       | 20211117        | Cloudy  | Moderate      | Mid-Ebb | Surface     | 1         | 12:25 | 7.88      | 8.3  | 30.99     | 27.65     | 3.74                      | 4         |
| B3       | 20211117        | Cloudy  | Moderate      | Mid-Ebb | Bottom      | 3.4       | 12:24 | 7.73      | 8.3  | 30.95     | 27.75     | 3.5                       | 4         |
| B3       | 20211117        | Cloudy  | Moderate      | Mid-Ebb | Bottom      | 3.4       | 12:24 | 7.7       | 8.31 | 30.86     | 27.62     | 3.21                      | 3         |
| B4       | 20211117        | Cloudy  | Moderate      | Mid-Ebb | Surface     | 1         | 12:15 | 7.92      | 8.33 | 30.99     | 27.76     | 2.81                      | 9         |
| B4       | 20211117        | Cloudy  | Moderate      | Mid-Ebb | Surface     | 1         | 12:15 | 7.89      | 8.3  | 31.04     | 27.65     | 3.01                      | 9         |
| B4       | 20211117        | Cloudy  | Moderate      | Mid-Ebb | Bottom      | 3.7       | 12:14 | 8.77      | 8.3  | 30.91     | 27.09     | 3.6                       | 3         |
| B4       | 20211117        | Cloudy  | Moderate      | Mid-Ebb | Bottom      | 3.7       | 12:14 | 8.77      | 8.35 | 31.02     | 27.07     | 3.91                      | 4         |
| C1A      | 20211117        | Cloudy  | Moderate      | Mid-Ebb | Surface     | 1         | 09:24 | 8.24      | 8.11 | 30.12     | 27.23     | 3.99                      | 3         |
| C1A      | 20211117        | Cloudy  | Moderate      | Mid-Ebb | Surface     | 1         | 09:24 | 8.22      | 8.07 | 30.18     | 27.13     | 4.13                      | 4         |
| C1A      | 20211117        | Cloudy  | Moderate      | Mid-Ebb | Middle      | 4.75      | 09:23 | 7.92      | 8.29 | 30.63     | 27.32     | 4.61                      | 7         |
| C1A      | 20211117        | Cloudy  | Moderate      | Mid-Ebb | Middle      | 4.75      | 09:23 | 7.95      | 8.26 | 30.7      | 27.2      | 4.66                      | 7         |
| C1A      | 20211117        | Cloudy  | Moderate      | Mid-Ebb | Bottom      | 8.5       | 09:22 | 7.82      | 8.25 | 30.71     | 27.17     | 4.76                      | 7         |
| C1A      | 20211117        | Cloudy  | Moderate      | Mid-Ebb | Bottom      | 8.5       | 09:22 | 7.81      | 8.24 | 30.69     | 27.39     | 4.81                      | 7         |
| C2A      | 20211117        | Cloudy  | Moderate      | Mid-Ebb | Surface     | 1         | 11:29 | 8.79      | 8.15 | 30.62     | 27.78     | 3.67                      | 7         |
| C2A      | 20211117        | Cloudy  | Moderate      | Mid-Ebb | Surface     | 1         | 11:29 | 8.82      | 8.14 | 30.75     | 27.79     | 3.15                      | 7         |
| C2A      | 20211117        | Cloudy  | Moderate      | Mid-Ebb | Middle      | 5.95      | 11:28 | 8.79      | 8.16 | 30.57     | 27.72     | 2.99                      | 3         |
| C2A      | 20211117        | Cloudy  | Moderate      | Mid-Ebb | Middle      | 5.95      | 11:28 | 8.75      | 8.17 | 30.64     | 27.86     | 3.19                      | 3         |
| C2A      | 20211117        | Cloudy  | Moderate      | Mid-Ebb | Bottom      | 10.9      | 11:27 | 8.11      | 8.08 | 29.44     | 27.64     | 3.88                      | 3         |
| C2A      | 20211117        | Cloudy  | Moderate      | Mid-Ebb | Bottom      | 10.9      | 11:27 | 8.31      | 8.08 | 29.43     | 27.7      | 3.33                      | 5         |
| CR1      | 20211117        | Cloudy  | Moderate      | Mid-Ebb | Surface     | 1         | 11:09 | 8.39      | 8.28 | 29.56     | 26.97     | 3.01                      | 2         |
| CR1      | 20211117        | Cloudy  | Moderate      | Mid-Ebb | Surface     | 1         | 11:09 | 8.42      | 8.29 | 29.5      | 27.11     | 3.07                      | 2         |
| CR1      | 20211117        | Cloudy  | Moderate      | Mid-Ebb | Middle      | 6.3       | 11:08 | 8.37      | 8.28 | 29.48     | 26.9      | 3.63                      | 6         |
| CR1      | 20211117        | Cloudy  | Moderate      | Mid-Ebb | Middle      | 6.3       | 11:08 | 8.52      | 8.29 | 29.64     | 27.03     | 3.25                      | 6         |
| CR1      | 20211117        | Cloudy  | Moderate      | Mid-Ebb | Bottom      | 11.6      | 11:07 | 8.17      | 8.24 | 29.78     | 27.14     | 3.19                      | 3         |
| CR1      | 20211117        | Cloudy  | Moderate      | Mid-Ebb | Bottom      | 11.6      | 11:07 | 8.17      | 8.22 | 29.72     | 27.35     | 3.55                      | 3         |
| CR2      | 20211117        | Cloudy  | Moderate      | Mid-Ebb | Surface     | 1         | 10:54 | 8.23      | 8.24 | 29.58     | 27.22     | 2.8                       | 9         |
| CR2      | 20211117        | Cloudy  | Moderate      | Mid-Ebb | Surface     | 1         | 10:54 | 8.3       | 8.22 | 29.68     | 27.32     | 2.86                      | 9         |
| CR2      | 20211117        | Cloudy  | Moderate      | Mid-Ebb | Middle      | 6.15      | 10:53 | 8.18      | 8.22 | 29.62     | 27.32     | 3.24                      | 4         |
| CR2      | 20211117        | Cloudy  | Moderate      | Mid-Ebb | Middle      | 6.15      | 10:53 | 8.3       | 8.19 | 29.64     | 27.25     | 3.11                      | 5         |
| CR2      | 20211117        | Cloudy  | Moderate      | Mid-Ebb | Bottom      | 11.3      | 10:52 | 8.48      | 8.09 | 30.27     | 27.15     | 4.19                      | 4         |



| Location | Date (YYYYMMDD) | Weather | Sea Condition | Tidal     | Water Level | Depth (m) | Time  | DO (mg/L) | pH   | Sal (ppt) | Temp (°C) | Turbidity (NTU)<br>Note 1 | SS (mg/L) |
|----------|-----------------|---------|---------------|-----------|-------------|-----------|-------|-----------|------|-----------|-----------|---------------------------|-----------|
| CR2      | 20211117        | Cloudy  | Moderate      | Mid-Ebb   | Bottom      | 11.3      | 10:52 | 8.4       | 8.06 | 30.35     | 27.23     | 3.64                      | 4         |
| F1A      | 20211117        | Cloudy  | Moderate      | Mid-Ebb   | Surface     | 1         | 11:45 | 8.91      | 8.33 | 30.95     | 27.09     | 3                         | 5         |
| F1A      | 20211117        | Cloudy  | Moderate      | Mid-Ebb   | Surface     | 1         | 11:45 | 8.7       | 8.29 | 30.92     | 27.08     | 2.87                      | 5         |
| F1A      | 20211117        | Cloudy  | Moderate      | Mid-Ebb   | Middle      | 4.5       | 11:44 | 8.78      | 8.31 | 30.91     | 27.08     | 3.66                      | 4         |
| F1A      | 20211117        | Cloudy  | Moderate      | Mid-Ebb   | Middle      | 4.5       | 11:44 | 8.85      | 8.3  | 30.98     | 26.99     | 3.58                      | 4         |
| F1A      | 20211117        | Cloudy  | Moderate      | Mid-Ebb   | Bottom      | 8         | 11:43 | 8.85      | 8.16 | 30.79     | 27.88     | 3.18                      | 2         |
| F1A      | 20211117        | Cloudy  | Moderate      | Mid-Ebb   | Bottom      | 8         | 11:43 | 8.76      | 8.12 | 30.76     | 27.76     | 3.2                       | 2         |
| H1       | 20211117        | Cloudy  | Moderate      | Mid-Ebb   | Surface     | 1         | 10:39 | 8.38      | 8.1  | 30.39     | 27.14     | 3.22                      | 4         |
| H1       | 20211117        | Cloudy  | Moderate      | Mid-Ebb   | Surface     | 1         | 10:39 | 8.28      | 8.1  | 30.29     | 27.13     | 2.9                       | 3         |
| H1       | 20211117        | Cloudy  | Moderate      | Mid-Ebb   | Middle      | 4.5       | 10:38 | 8.35      | 8.11 | 30.23     | 27.17     | 2.61                      | 11        |
| H1       | 20211117        | Cloudy  | Moderate      | Mid-Ebb   | Middle      | 4.5       | 10:38 | 8.35      | 8.05 | 30.42     | 27.12     | 2.67                      | 11        |
| H1       | 20211117        | Cloudy  | Moderate      | Mid-Ebb   | Bottom      | 8         | 10:37 | 7.98      | 8.12 | 29.18     | 27.76     | 3.28                      | 6         |
| H1       | 20211117        | Cloudy  | Moderate      | Mid-Ebb   | Bottom      | 8         | 10:37 | 8.16      | 8.11 | 29.09     | 27.66     | 3.84                      | 6         |
| M1       | 20211117        | Cloudy  | Moderate      | Mid-Ebb   | Surface     | 1         | 11:18 | 8.25      | 8.12 | 29.5      | 27.74     | 2.4                       | 6         |
| M1       | 20211117        | Cloudy  | Moderate      | Mid-Ebb   | Surface     | 1         | 11:18 | 8.13      | 8.12 | 29.54     | 27.61     | 2.69                      | 7         |
| M1       | 20211117        | Cloudy  | Moderate      | Mid-Ebb   | Middle      | 4.6       | 11:17 | 8.15      | 8.09 | 29.4      | 27.83     | 3.24                      | 6         |
| M1       | 20211117        | Cloudy  | Moderate      | Mid-Ebb   | Middle      | 4.6       | 11:17 | 8.24      | 8.14 | 29.53     | 27.66     | 3.33                      | 5         |
| M1       | 20211117        | Cloudy  | Moderate      | Mid-Ebb   | Bottom      | 8.2       | 11:16 | 8.46      | 8.25 | 29.57     | 26.94     | 3.11                      | 4         |
| M1       | 20211117        | Cloudy  | Moderate      | Mid-Ebb   | Bottom      | 8.2       | 11:16 | 8.41      | 8.25 | 29.47     | 27.03     | 3.17                      | 6         |
| B1       | 20211117        | Cloudy  | Moderate      | Mid-Flood | Surface     | 1         | 15:53 | 7.84      | 8.32 | 29.9      | 27.74     | 2.96                      | 13        |
| B1       | 20211117        | Cloudy  | Moderate      | Mid-Flood | Surface     | 1         | 15:53 | 7.86      | 8.25 | 29.77     | 27.65     | 3.45                      | 13        |
| B1       | 20211117        | Cloudy  | Moderate      | Mid-Flood | Bottom      | 4.4       | 15:52 | 8.24      | 8.27 | 29.89     | 27.36     | 3.85                      | 18        |
| B1       | 20211117        | Cloudy  | Moderate      | Mid-Flood | Bottom      | 4.4       | 15:52 | 8.26      | 8.21 | 29.97     | 27.52     | 3.69                      | 18        |
| B2       | 20211117        | Cloudy  | Moderate      | Mid-Flood | Surface     | 1         | 16:10 | 7.81      | 8.26 | 29.9      | 27.73     | 2.55                      | 2         |
| B2       | 20211117        | Cloudy  | Moderate      | Mid-Flood | Surface     | 1         | 16:10 | 7.91      | 8.26 | 29.8      | 27.73     | 2.66                      | 2         |
| B2       | 20211117        | Cloudy  | Moderate      | Mid-Flood | Bottom      | 3.6       | 16:09 | 7.75      | 8.3  | 29.88     | 27.76     | 3.34                      | 2         |
| B2       | 20211117        | Cloudy  | Moderate      | Mid-Flood | Bottom      | 3.6       | 16:09 | 7.77      | 8.27 | 29.9      | 27.74     | 2.9                       | 2         |
| B3       | 20211117        | Cloudy  | Moderate      | Mid-Flood | Surface     | 1         | 15:40 | 7.55      | 8.32 | 29.81     | 27.84     | 2.36                      | 2         |
| B3       | 20211117        | Cloudy  | Moderate      | Mid-Flood | Surface     | 1         | 15:40 | 7.75      | 8.33 | 29.93     | 27.72     | 2.8                       | 4         |
| B3       | 20211117        | Cloudy  | Moderate      | Mid-Flood | Bottom      | 3.8       | 15:39 | 7.61      | 8.36 | 29.92     | 27.79     | 3.11                      | 2         |
| B3       | 20211117        | Cloudy  | Moderate      | Mid-Flood | Bottom      | 3.8       | 15:39 | 7.78      | 8.33 | 29.83     | 27.86     | 3.37                      | 2         |
| B4       | 20211117        | Cloudy  | Moderate      | Mid-Flood | Surface     | 1         | 15:49 | 8.06      | 8.21 | 29.88     | 27.34     | 3.13                      | 7         |
| B4       | 20211117        | Cloudy  | Moderate      | Mid-Flood | Surface     | 1         | 15:49 | 8.24      | 8.23 | 29.91     | 27.33     | 3.03                      | 7         |
| B4       | 20211117        | Cloudy  | Moderate      | Mid-Flood | Bottom      | 3.8       | 15:48 | 8.07      | 8.24 | 30.01     | 27.43     | 4.01                      | 7         |
| B4       | 20211117        | Cloudy  | Moderate      | Mid-Flood | Bottom      | 3.8       | 15:48 | 8.13      | 8.27 | 29.94     | 27.47     | 3.43                      | 7         |
| C1A      | 20211117        | Cloudy  | Moderate      | Mid-Flood | Surface     | 1         | 15:27 | 7.99      | 8.07 | 29.57     | 27.39     | 3.79                      | 4         |
| C1A      | 20211117        | Cloudy  | Moderate      | Mid-Flood | Surface     | 1         | 15:27 | 8.01      | 8.12 | 29.61     | 27.39     | 3.97                      | 6         |

| Location | Date (YYYYMMDD) | Weather | Sea Condition | Tidal     | Water Level | Depth (m) | Time  | DO (mg/L) | pH   | Sal (ppt) | Temp (°C) | Turbidity (NTU)<br>Note 1 | SS (mg/L) |
|----------|-----------------|---------|---------------|-----------|-------------|-----------|-------|-----------|------|-----------|-----------|---------------------------|-----------|
| C1A      | 20211117        | Cloudy  | Moderate      | Mid-Flood | Middle      | 5.75      | 15:26 | 8.71      | 8.33 | 30.75     | 27.26     | 4.2                       | 4         |
| C1A      | 20211117        | Cloudy  | Moderate      | Mid-Flood | Middle      | 5.75      | 15:26 | 8.55      | 8.38 | 30.78     | 27.3      | 4.34                      | 4         |
| C1A      | 20211117        | Cloudy  | Moderate      | Mid-Flood | Bottom      | 10.5      | 15:25 | 8.07      | 8.35 | 29.88     | 27.41     | 4.47                      | 7         |
| C1A      | 20211117        | Cloudy  | Moderate      | Mid-Flood | Bottom      | 10.5      | 15:25 | 8.24      | 8.38 | 29.93     | 27.43     | 4.39                      | 5         |
| C2A      | 20211117        | Cloudy  | Moderate      | Mid-Flood | Surface     | 1         | 15:27 | 8.1       | 8.05 | 29.63     | 27.48     | 4.65                      | 7         |
| C2A      | 20211117        | Cloudy  | Moderate      | Mid-Flood | Surface     | 1         | 15:27 | 8.09      | 8.12 | 29.56     | 27.54     | 5.11                      | 7         |
| C2A      | 20211117        | Cloudy  | Moderate      | Mid-Flood | Middle      | 5.65      | 15:26 | 8.63      | 8.36 | 30.75     | 27.26     | 4.25                      | 5         |
| C2A      | 20211117        | Cloudy  | Moderate      | Mid-Flood | Middle      | 5.65      | 15:26 | 8.54      | 8.37 | 30.78     | 27.4      | 4.77                      | 5         |
| C2A      | 20211117        | Cloudy  | Moderate      | Mid-Flood | Bottom      | 10.3      | 15:25 | 7.99      | 8.39 | 29.94     | 27.44     | 4.32                      | 9         |
| C2A      | 20211117        | Cloudy  | Moderate      | Mid-Flood | Bottom      | 10.3      | 15:25 | 8.2       | 8.32 | 29.94     | 27.38     | 4.25                      | 9         |
| CR1      | 20211117        | Cloudy  | Moderate      | Mid-Flood | Surface     | 1         | 17:07 | 7.8       | 8.24 | 29.88     | 28.1      | 2.41                      | 5         |
| CR1      | 20211117        | Cloudy  | Moderate      | Mid-Flood | Surface     | 1         | 17:07 | 7.88      | 8.19 | 29.86     | 28.06     | 2.28                      | 3         |
| CR1      | 20211117        | Cloudy  | Moderate      | Mid-Flood | Middle      | 6.55      | 17:06 | 7.94      | 8.19 | 29.88     | 28.01     | 3.28                      | 3         |
| CR1      | 20211117        | Cloudy  | Moderate      | Mid-Flood | Middle      | 6.55      | 17:06 | 7.74      | 8.21 | 29.94     | 27.93     | 2.9                       | 5         |
| CR1      | 20211117        | Cloudy  | Moderate      | Mid-Flood | Bottom      | 12.1      | 17:05 | 7.76      | 8.18 | 29.92     | 28.03     | 2.98                      | 5         |
| CR1      | 20211117        | Cloudy  | Moderate      | Mid-Flood | Bottom      | 12.1      | 17:05 | 7.85      | 8.17 | 29.88     | 28.11     | 3.34                      | 4         |
| CR2      | 20211117        | Cloudy  | Moderate      | Mid-Flood | Surface     | 1         | 16:52 | 9.05      | 8.25 | 29.46     | 27.2      | 3.07                      | 5         |
| CR2      | 20211117        | Cloudy  | Moderate      | Mid-Flood | Surface     | 1         | 16:52 | 9.05      | 8.28 | 29.42     | 27.24     | 3.22                      | 7         |
| CR2      | 20211117        | Cloudy  | Moderate      | Mid-Flood | Middle      | 5.75      | 16:51 | 8.87      | 8.23 | 29.52     | 27.37     | 3.07                      | 7         |
| CR2      | 20211117        | Cloudy  | Moderate      | Mid-Flood | Middle      | 5.75      | 16:51 | 8.89      | 8.26 | 29.52     | 27.31     | 3.37                      | 4         |
| CR2      | 20211117        | Cloudy  | Moderate      | Mid-Flood | Bottom      | 10.5      | 16:50 | 8.84      | 8.23 | 29.42     | 27.22     | 3.74                      | 4         |
| CR2      | 20211117        | Cloudy  | Moderate      | Mid-Flood | Bottom      | 10.5      | 16:50 | 9.04      | 8.27 | 29.45     | 27.2      | 3.95                      | 3         |
| F1A      | 20211117        | Cloudy  | Moderate      | Mid-Flood | Surface     | 1         | 16:22 | 8.06      | 8.21 | 30.98     | 27.29     | 2.85                      | 4         |
| F1A      | 20211117        | Cloudy  | Moderate      | Mid-Flood | Surface     | 1         | 16:22 | 7.97      | 8.19 | 31.04     | 27.19     | 2.5                       | 4         |
| F1A      | 20211117        | Cloudy  | Moderate      | Mid-Flood | Middle      | 4.2       | 16:21 | 7.93      | 8.19 | 31        | 27.13     | 2.71                      | 5         |
| F1A      | 20211117        | Cloudy  | Moderate      | Mid-Flood | Middle      | 4.2       | 16:21 | 8.01      | 8.18 | 31.04     | 27.24     | 2.53                      | 3         |
| F1A      | 20211117        | Cloudy  | Moderate      | Mid-Flood | Bottom      | 7.4       | 16:20 | 7.85      | 8.17 | 31.04     | 27.12     | 3.4                       | 5         |
| F1A      | 20211117        | Cloudy  | Moderate      | Mid-Flood | Bottom      | 7.4       | 16:20 | 8.04      | 8.17 | 31.02     | 27.15     | 3.36                      | 5         |
| H1       | 20211117        | Cloudy  | Moderate      | Mid-Flood | Surface     | 1         | 16:38 | 7.79      | 8.28 | 30.21     | 27.73     | 3.27                      | 7         |
| H1       | 20211117        | Cloudy  | Moderate      | Mid-Flood | Surface     | 1         | 16:38 | 7.82      | 8.34 | 30.26     | 27.83     | 3.14                      | 7         |
| H1       | 20211117        | Cloudy  | Moderate      | Mid-Flood | Middle      | 3.85      | 16:37 | 7.57      | 8.34 | 30.14     | 27.77     | 3.12                      | 2         |
| H1       | 20211117        | Cloudy  | Moderate      | Mid-Flood | Middle      | 3.85      | 16:37 | 7.65      | 8.32 | 30.22     | 27.85     | 3.02                      | 4         |
| H1       | 20211117        | Cloudy  | Moderate      | Mid-Flood | Bottom      | 6.7       | 16:36 | 7.59      | 8.29 | 30.22     | 27.8      | 3.16                      | 4         |
| H1       | 20211117        | Cloudy  | Moderate      | Mid-Flood | Bottom      | 6.7       | 16:36 | 7.76      | 8.29 | 30.21     | 27.88     | 3.73                      | 5         |
| M1       | 20211117        | Cloudy  | Moderate      | Mid-Flood | Surface     | 1         | 16:48 | 8.15      | 8.11 | 30.83     | 27.57     | 3.44                      | 5         |
| M1       | 20211117        | Cloudy  | Moderate      | Mid-Flood | Surface     | 1         | 16:48 | 8.15      | 8.13 | 30.71     | 27.66     | 3.24                      | 5         |
| M1       | 20211117        | Cloudy  | Moderate      | Mid-Flood | Middle      | 4.15      | 16:47 | 8.21      | 8.08 | 30.83     | 27.59     | 3.93                      | 6         |

| Location | Date (YYYYMMDD) | Weather | Sea Condition | Tidal     | Water Level | Depth (m) | Time  | DO (mg/L) | pH   | Sal (ppt) | Temp (°C) | Turbidity (NTU)<br>Note 1 | SS (mg/L) |
|----------|-----------------|---------|---------------|-----------|-------------|-----------|-------|-----------|------|-----------|-----------|---------------------------|-----------|
| M1       | 20211117        | Cloudy  | Moderate      | Mid-Flood | Middle      | 4.15      | 16:47 | 8.27      | 8.09 | 30.7      | 27.47     | 4.01                      | 5         |
| M1       | 20211117        | Cloudy  | Moderate      | Mid-Flood | Bottom      | 7.3       | 16:46 | 8.16      | 8.12 | 30.72     | 27.51     | 4.01                      | 4         |
| M1       | 20211117        | Cloudy  | Moderate      | Mid-Flood | Bottom      | 7.3       | 16:46 | 8.1       | 8.09 | 30.7      | 27.48     | 3.35                      | 4         |
| B1       | 20211119        | Sunny   | Moderate      | Mid-Ebb   | Surface     | 1         | 11:03 | 8.68      | 8.32 | 30.03     | 26.67     | 3.45                      | 5         |
| B1       | 20211119        | Sunny   | Moderate      | Mid-Ebb   | Surface     | 1         | 11:03 | 8.68      | 8.46 | 30.18     | 26.69     | 3.35                      | 5         |
| B1       | 20211119        | Sunny   | Moderate      | Mid-Ebb   | Bottom      | 3.7       | 11:02 | 8.21      | 8.25 | 30.43     | 26.96     | 3.11                      | 4         |
| B1       | 20211119        | Sunny   | Moderate      | Mid-Ebb   | Bottom      | 3.7       | 11:02 | 8.26      | 8.32 | 30.48     | 26.94     | 3.21                      | 4         |
| B2       | 20211119        | Sunny   | Moderate      | Mid-Ebb   | Surface     | 1         | 11:20 | 8.85      | 8.46 | 30.3      | 26.71     | 2.78                      | 4         |
| B2       | 20211119        | Sunny   | Moderate      | Mid-Ebb   | Surface     | 1         | 11:20 | 8.85      | 8.38 | 30.39     | 26.73     | 3.05                      | 4         |
| B2       | 20211119        | Sunny   | Moderate      | Mid-Ebb   | Bottom      | 4.1       | 11:19 | 8.63      | 8.44 | 30.04     | 26.66     | 3.71                      | 5         |
| B2       | 20211119        | Sunny   | Moderate      | Mid-Ebb   | Bottom      | 4.1       | 11:19 | 8.68      | 8.38 | 30.01     | 26.74     | 3.61                      | 6         |
| B3       | 20211119        | Sunny   | Moderate      | Mid-Ebb   | Surface     | 1         | 12:44 | 8.35      | 8.11 | 30.64     | 26.81     | 3.11                      | 4         |
| B3       | 20211119        | Sunny   | Moderate      | Mid-Ebb   | Surface     | 1         | 12:44 | 8.34      | 8.26 | 30.65     | 26.9      | 3.4                       | 4         |
| B3       | 20211119        | Sunny   | Moderate      | Mid-Ebb   | Bottom      | 3.7       | 12:43 | 8.23      | 8.09 | 30.75     | 26.72     | 3.7                       | 6         |
| B3       | 20211119        | Sunny   | Moderate      | Mid-Ebb   | Bottom      | 3.7       | 12:43 | 8.34      | 8.1  | 30.78     | 26.78     | 3.44                      | 6         |
| B4       | 20211119        | Sunny   | Moderate      | Mid-Ebb   | Surface     | 1         | 12:34 | 8.77      | 8.27 | 30.85     | 27.04     | 2.1                       | 4         |
| B4       | 20211119        | Sunny   | Moderate      | Mid-Ebb   | Surface     | 1         | 12:34 | 8.77      | 8.21 | 31.02     | 26.95     | 2.5                       | 4         |
| B4       | 20211119        | Sunny   | Moderate      | Mid-Ebb   | Bottom      | 3.7       | 12:33 | 8.66      | 8.33 | 30.99     | 27.01     | 2.93                      | 5         |
| B4       | 20211119        | Sunny   | Moderate      | Mid-Ebb   | Bottom      | 3.7       | 12:33 | 8.67      | 8.25 | 30.84     | 27.08     | 2.72                      | 5         |
| C1A      | 20211119        | Sunny   | Moderate      | Mid-Ebb   | Surface     | 1         | 10:36 | 8.22      | 8.27 | 30.34     | 26.85     | 4.6                       | 3         |
| C1A      | 20211119        | Sunny   | Moderate      | Mid-Ebb   | Surface     | 1         | 10:36 | 8.15      | 8.14 | 30.44     | 26.83     | 4.9                       | 4         |
| C1A      | 20211119        | Sunny   | Moderate      | Mid-Ebb   | Middle      | 4.75      | 10:35 | 8.04      | 8.35 | 30.25     | 26.67     | 4.33                      | 6         |
| C1A      | 20211119        | Sunny   | Moderate      | Mid-Ebb   | Middle      | 4.75      | 10:35 | 8.08      | 8.55 | 30.22     | 26.64     | 4.25                      | 6         |
| C1A      | 20211119        | Sunny   | Moderate      | Mid-Ebb   | Bottom      | 8.5       | 10:34 | 7.94      | 8.55 | 30.29     | 26.65     | 4.48                      | 7         |
| C1A      | 20211119        | Sunny   | Moderate      | Mid-Ebb   | Bottom      | 8.5       | 10:34 | 8.06      | 8.37 | 30.33     | 26.71     | 4.57                      | 7         |
| C2A      | 20211119        | Sunny   | Moderate      | Mid-Ebb   | Surface     | 1         | 12:34 | 8.27      | 8.1  | 30.78     | 26.74     | 3.48                      | 3         |
| C2A      | 20211119        | Sunny   | Moderate      | Mid-Ebb   | Surface     | 1         | 12:34 | 8.25      | 8.07 | 30.72     | 26.74     | 3.98                      | 3         |
| C2A      | 20211119        | Sunny   | Moderate      | Mid-Ebb   | Middle      | 5.75      | 12:33 | 8.68      | 8.22 | 30.93     | 26.93     | 3.33                      | 4         |
| C2A      | 20211119        | Sunny   | Moderate      | Mid-Ebb   | Middle      | 5.75      | 12:33 | 8.69      | 8.27 | 31.02     | 26.94     | 3.34                      | 4         |
| C2A      | 20211119        | Sunny   | Moderate      | Mid-Ebb   | Bottom      | 10.5      | 12:32 | 8.48      | 8.08 | 30.63     | 26.72     | 3.19                      | 5         |
| C2A      | 20211119        | Sunny   | Moderate      | Mid-Ebb   | Bottom      | 10.5      | 12:32 | 8.53      | 8.07 | 30.66     | 26.89     | 3.26                      | 4         |
| CR1      | 20211119        | Sunny   | Moderate      | Mid-Ebb   | Surface     | 1         | 12:16 | 8.49      | 8.33 | 30.63     | 26.75     | 2.56                      | 5         |
| CR1      | 20211119        | Sunny   | Moderate      | Mid-Ebb   | Surface     | 1         | 12:16 | 8.6       | 8.11 | 30.56     | 26.75     | 2.64                      | 5         |
| CR1      | 20211119        | Sunny   | Moderate      | Mid-Ebb   | Middle      | 6.65      | 12:15 | 8.55      | 8.09 | 30.72     | 26.86     | 2.67                      | 5         |
| CR1      | 20211119        | Sunny   | Moderate      | Mid-Ebb   | Middle      | 6.65      | 12:15 | 8.61      | 8.34 | 30.58     | 26.72     | 2.41                      | 6         |
| CR1      | 20211119        | Sunny   | Moderate      | Mid-Ebb   | Bottom      | 12.3      | 12:14 | 8.73      | 8.39 | 30.34     | 26.79     | 3.08                      | 6         |
| CR1      | 20211119        | Sunny   | Moderate      | Mid-Ebb   | Bottom      | 12.3      | 12:14 | 8.72      | 8.55 | 30.36     | 26.79     | 3.58                      | 6         |

| Location | Date (YYYYMMDD) | Weather | Sea Condition | Tidal     | Water Level | Depth (m) | Time  | DO (mg/L) | pH   | Sal (ppt) | Temp (°C) | Turbidity (NTU)<br>Note 1 | SS (mg/L) |
|----------|-----------------|---------|---------------|-----------|-------------|-----------|-------|-----------|------|-----------|-----------|---------------------------|-----------|
| CR2      | 20211119        | Sunny   | Moderate      | Mid-Ebb   | Surface     | 1         | 12:02 | 8.47      | 8.37 | 30.08     | 26.86     | 3.3                       | 4         |
| CR2      | 20211119        | Sunny   | Moderate      | Mid-Ebb   | Surface     | 1         | 12:02 | 8.42      | 8.42 | 30.03     | 26.84     | 3.39                      | 4         |
| CR2      | 20211119        | Sunny   | Moderate      | Mid-Ebb   | Middle      | 5.75      | 12:01 | 8.53      | 8.39 | 29.96     | 26.72     | 3.42                      | 4         |
| CR2      | 20211119        | Sunny   | Moderate      | Mid-Ebb   | Middle      | 5.75      | 12:01 | 8.43      | 8.5  | 30.1      | 26.8      | 3.6                       | 5         |
| CR2      | 20211119        | Sunny   | Moderate      | Mid-Ebb   | Bottom      | 10.5      | 12:00 | 8.69      | 8.12 | 30.32     | 26.9      | 3.06                      | 5         |
| CR2      | 20211119        | Sunny   | Moderate      | Mid-Ebb   | Bottom      | 10.5      | 12:00 | 8.59      | 8.24 | 30.25     | 26.79     | 3.25                      | 6         |
| F1A      | 20211119        | Sunny   | Moderate      | Mid-Ebb   | Surface     | 1         | 12:04 | 8.78      | 8.38 | 30.24     | 26.84     | 2.9                       | 6         |
| F1A      | 20211119        | Sunny   | Moderate      | Mid-Ebb   | Surface     | 1         | 12:04 | 8.71      | 8.41 | 30.34     | 26.91     | 2.91                      | 6         |
| F1A      | 20211119        | Sunny   | Moderate      | Mid-Ebb   | Middle      | 4.6       | 12:03 | 8.87      | 8.44 | 30.19     | 26.73     | 3.59                      | 4         |
| F1A      | 20211119        | Sunny   | Moderate      | Mid-Ebb   | Middle      | 4.6       | 12:03 | 8.81      | 8.57 | 30.26     | 26.9      | 3.28                      | 4         |
| F1A      | 20211119        | Sunny   | Moderate      | Mid-Ebb   | Bottom      | 8.2       | 12:02 | 8.4       | 8.35 | 30.02     | 26.83     | 2.65                      | 3         |
| F1A      | 20211119        | Sunny   | Moderate      | Mid-Ebb   | Bottom      | 8.2       | 12:02 | 8.52      | 8.42 | 30.02     | 26.79     | 2.85                      | 3         |
| H1       | 20211119        | Sunny   | Moderate      | Mid-Ebb   | Surface     | 1         | 11:46 | 8.68      | 8.13 | 30.3      | 26.83     | 2.93                      | 4         |
| H1       | 20211119        | Sunny   | Moderate      | Mid-Ebb   | Surface     | 1         | 11:46 | 8.6       | 8.2  | 30.32     | 26.77     | 2.76                      | 4         |
| H1       | 20211119        | Sunny   | Moderate      | Mid-Ebb   | Middle      | 4.4       | 11:45 | 8.65      | 8.09 | 30.18     | 26.82     | 3.17                      | 4         |
| H1       | 20211119        | Sunny   | Moderate      | Mid-Ebb   | Middle      | 4.4       | 11:45 | 8.59      | 8.12 | 30.32     | 26.75     | 2.92                      | 4         |
| H1       | 20211119        | Sunny   | Moderate      | Mid-Ebb   | Bottom      | 7.8       | 11:44 | 8.19      | 8.61 | 30.24     | 26.91     | 4.01                      | 4         |
| H1       | 20211119        | Sunny   | Moderate      | Mid-Ebb   | Bottom      | 7.8       | 11:44 | 8.13      | 8.57 | 30.26     | 26.92     | 4.26                      | 5         |
| M1       | 20211119        | Sunny   | Moderate      | Mid-Ebb   | Surface     | 1         | 11:38 | 8.17      | 8.46 | 30.22     | 26.87     | 3.07                      | 4         |
| M1       | 20211119        | Sunny   | Moderate      | Mid-Ebb   | Surface     | 1         | 11:38 | 8.18      | 8.62 | 30.18     | 26.95     | 3.29                      | 4         |
| M1       | 20211119        | Sunny   | Moderate      | Mid-Ebb   | Middle      | 4.9       | 11:37 | 8.18      | 8.59 | 30.31     | 26.86     | 3.37                      | 4         |
| M1       | 20211119        | Sunny   | Moderate      | Mid-Ebb   | Middle      | 4.9       | 11:37 | 8.11      | 8.42 | 30.23     | 26.96     | 3.72                      | 4         |
| M1       | 20211119        | Sunny   | Moderate      | Mid-Ebb   | Bottom      | 8.8       | 11:36 | 8.95      | 8.34 | 30.35     | 26.83     | 3.47                      | 6         |
| M1       | 20211119        | Sunny   | Moderate      | Mid-Ebb   | Bottom      | 8.8       | 11:36 | 9.01      | 8.38 | 30.42     | 26.73     | 2.99                      | 6         |
| B1       | 20211119        | Sunny   | Moderate      | Mid-Flood | Surface     | 1         | 15:25 | 9.04      | 8.39 | 31.34     | 27.25     | 2.51                      | 6         |
| B1       | 20211119        | Sunny   | Moderate      | Mid-Flood | Surface     | 1         | 15:25 | 9.1       | 8.26 | 31.5      | 27.31     | 2.39                      | 6         |
| B1       | 20211119        | Sunny   | Moderate      | Mid-Flood | Bottom      | 4.5       | 15:24 | 8.21      | 8.22 | 31.79     | 26.97     | 3.39                      | 5         |
| B1       | 20211119        | Sunny   | Moderate      | Mid-Flood | Bottom      | 4.5       | 15:24 | 8.2       | 8.28 | 31.92     | 26.99     | 3.56                      | 5         |
| B2       | 20211119        | Sunny   | Moderate      | Mid-Flood | Surface     | 1         | 15:42 | 8.94      | 8.15 | 31.44     | 27.37     | 2.32                      | 3         |
| B2       | 20211119        | Sunny   | Moderate      | Mid-Flood | Surface     | 1         | 15:42 | 9.06      | 8.25 | 31.56     | 27.25     | 2.64                      | 3         |
| B2       | 20211119        | Sunny   | Moderate      | Mid-Flood | Bottom      | 3.4       | 15:41 | 8.97      | 8.27 | 31.55     | 27.31     | 3.19                      | 3         |
| B2       | 20211119        | Sunny   | Moderate      | Mid-Flood | Bottom      | 3.4       | 15:41 | 8.94      | 8.25 | 31.57     | 27.27     | 3.62                      | 3         |
| B3       | 20211119        | Sunny   | Moderate      | Mid-Flood | Surface     | 1         | 15:12 | 9.19      | 8.34 | 31.23     | 27.03     | 2.92                      | 6         |
| B3       | 20211119        | Sunny   | Moderate      | Mid-Flood | Surface     | 1         | 15:12 | 9.26      | 8.21 | 31.32     | 27.09     | 2.77                      | 5         |
| B3       | 20211119        | Sunny   | Moderate      | Mid-Flood | Bottom      | 4.3       | 15:11 | 9.11      | 8.2  | 31.21     | 27.07     | 3.35                      | 6         |
| B3       | 20211119        | Sunny   | Moderate      | Mid-Flood | Bottom      | 4.3       | 15:11 | 9.15      | 8.36 | 31.42     | 27.05     | 2.99                      | 6         |
| B4       | 20211119        | Sunny   | Moderate      | Mid-Flood | Surface     | 1         | 15:21 | 8.3       | 8.28 | 31.77     | 27.07     | 2.83                      | 4         |

| Location | Date (YYYYMMDD) | Weather | Sea Condition | Tidal     | Water Level | Depth (m) | Time  | DO (mg/L) | pH   | Sal (ppt) | Temp (°C) | Turbidity (NTU)<br>Note 1 | SS (mg/L) |
|----------|-----------------|---------|---------------|-----------|-------------|-----------|-------|-----------|------|-----------|-----------|---------------------------|-----------|
| B4       | 20211119        | Sunny   | Moderate      | Mid-Flood | Surface     | 1         | 15:21 | 8.22      | 8.21 | 31.88     | 26.99     | 2.95                      | 5         |
| B4       | 20211119        | Sunny   | Moderate      | Mid-Flood | Bottom      | 4.5       | 15:20 | 8.13      | 8.21 | 31.94     | 27.03     | 4.13                      | 5         |
| B4       | 20211119        | Sunny   | Moderate      | Mid-Flood | Bottom      | 4.5       | 15:20 | 8.13      | 8.15 | 31.73     | 27.03     | 4.35                      | 5         |
| C1A      | 20211119        | Sunny   | Moderate      | Mid-Flood | Surface     | 1         | 14:59 | 8.44      | 8.4  | 30.52     | 27.19     | 3.07                      | 5         |
| C1A      | 20211119        | Sunny   | Moderate      | Mid-Flood | Surface     | 1         | 14:59 | 8.55      | 8.38 | 30.45     | 27.07     | 3.55                      | 5         |
| C1A      | 20211119        | Sunny   | Moderate      | Mid-Flood | Middle      | 5.75      | 14:58 | 9.25      | 8.31 | 31.08     | 26.99     | 3.27                      | 6         |
| C1A      | 20211119        | Sunny   | Moderate      | Mid-Flood | Middle      | 5.75      | 14:58 | 9.19      | 8.37 | 31.28     | 26.98     | 3.17                      | 6         |
| C1A      | 20211119        | Sunny   | Moderate      | Mid-Flood | Bottom      | 10.5      | 14:57 | 9.01      | 8.24 | 31.62     | 27.31     | 3.8                       | 7         |
| C1A      | 20211119        | Sunny   | Moderate      | Mid-Flood | Bottom      | 10.5      | 14:57 | 9.04      | 8.17 | 31.63     | 27.26     | 3.48                      | 7         |
| C2A      | 20211119        | Sunny   | Moderate      | Mid-Flood | Surface     | 1         | 14:59 | 8.53      | 8.29 | 30.43     | 27.12     | 3.83                      | 7         |
| C2A      | 20211119        | Sunny   | Moderate      | Mid-Flood | Surface     | 1         | 14:59 | 8.37      | 8.34 | 30.56     | 27.08     | 4.13                      | 7         |
| C2A      | 20211119        | Sunny   | Moderate      | Mid-Flood | Middle      | 5.8       | 14:58 | 9.19      | 8.3  | 31.26     | 27.07     | 4.55                      | 7         |
| C2A      | 20211119        | Sunny   | Moderate      | Mid-Flood | Middle      | 5.8       | 14:58 | 9.28      | 8.21 | 31.14     | 27.06     | 4.44                      | 7         |
| C2A      | 20211119        | Sunny   | Moderate      | Mid-Flood | Bottom      | 10.6      | 14:57 | 9.04      | 8.18 | 31.48     | 27.33     | 4.01                      | 5         |
| C2A      | 20211119        | Sunny   | Moderate      | Mid-Flood | Bottom      | 10.6      | 14:57 | 9.04      | 8.33 | 31.53     | 27.31     | 4.72                      | 4         |
| CR1      | 20211119        | Sunny   | Moderate      | Mid-Flood | Surface     | 1         | 16:39 | 9.18      | 8.49 | 31.26     | 26.97     | 4.03                      | 5         |
| CR1      | 20211119        | Sunny   | Moderate      | Mid-Flood | Surface     | 1         | 16:39 | 9.23      | 8.48 | 31.35     | 27.06     | 3.72                      | 5         |
| CR1      | 20211119        | Sunny   | Moderate      | Mid-Flood | Middle      | 6.15      | 16:38 | 9.18      | 8.43 | 31.37     | 27.01     | 3.83                      | 4         |
| CR1      | 20211119        | Sunny   | Moderate      | Mid-Flood | Middle      | 6.15      | 16:38 | 9.2       | 8.38 | 31.39     | 26.99     | 3.29                      | 4         |
| CR1      | 20211119        | Sunny   | Moderate      | Mid-Flood | Bottom      | 11.3      | 16:37 | 9.29      | 8.4  | 31.41     | 27.03     | 3.6                       | 4         |
| CR1      | 20211119        | Sunny   | Moderate      | Mid-Flood | Bottom      | 11.3      | 16:37 | 9.24      | 8.5  | 31.28     | 26.95     | 3.67                      | 4         |
| CR2      | 20211119        | Sunny   | Moderate      | Mid-Flood | Surface     | 1         | 16:24 | 8.6       | 8.45 | 31.07     | 27.02     | 3                         | 5         |
| CR2      | 20211119        | Sunny   | Moderate      | Mid-Flood | Surface     | 1         | 16:24 | 8.6       | 8.34 | 30.92     | 27.06     | 3.2                       | 6         |
| CR2      | 20211119        | Sunny   | Moderate      | Mid-Flood | Middle      | 5.65      | 16:23 | 8.65      | 8.36 | 31.12     | 27.07     | 3.17                      | 4         |
| CR2      | 20211119        | Sunny   | Moderate      | Mid-Flood | Middle      | 5.65      | 16:23 | 8.57      | 8.35 | 31.05     | 27.15     | 3.26                      | 5         |
| CR2      | 20211119        | Sunny   | Moderate      | Mid-Flood | Bottom      | 10.3      | 16:22 | 8.51      | 8.38 | 31.05     | 27.08     | 2.83                      | 5         |
| CR2      | 20211119        | Sunny   | Moderate      | Mid-Flood | Bottom      | 10.3      | 16:22 | 8.62      | 8.26 | 30.98     | 27.11     | 3.24                      | 5         |
| F1A      | 20211119        | Sunny   | Moderate      | Mid-Flood | Surface     | 1         | 15:53 | 8.66      | 8.38 | 31.03     | 26.89     | 1.97                      | 6         |
| F1A      | 20211119        | Sunny   | Moderate      | Mid-Flood | Surface     | 1         | 15:53 | 8.76      | 8.39 | 30.91     | 26.96     | 2.07                      | 6         |
| F1A      | 20211119        | Sunny   | Moderate      | Mid-Flood | Middle      | 4.1       | 15:52 | 8.81      | 8.45 | 30.97     | 26.98     | 2.31                      | 6         |
| F1A      | 20211119        | Sunny   | Moderate      | Mid-Flood | Middle      | 4.1       | 15:52 | 8.81      | 8.28 | 31.11     | 26.98     | 2.37                      | 5         |
| F1A      | 20211119        | Sunny   | Moderate      | Mid-Flood | Bottom      | 7.2       | 15:51 | 8.81      | 8.34 | 30.95     | 26.97     | 3.22                      | 5         |
| F1A      | 20211119        | Sunny   | Moderate      | Mid-Flood | Bottom      | 7.2       | 15:51 | 8.75      | 8.27 | 31.02     | 26.94     | 3.62                      | 4         |
| H1       | 20211119        | Sunny   | Moderate      | Mid-Flood | Surface     | 1         | 16:10 | 8.78      | 8.48 | 31.73     | 27.1      | 2.8                       | 5         |
| H1       | 20211119        | Sunny   | Moderate      | Mid-Flood | Surface     | 1         | 16:10 | 8.65      | 8.45 | 31.59     | 27.07     | 2.93                      | 5         |
| H1       | 20211119        | Sunny   | Moderate      | Mid-Flood | Middle      | 3.75      | 16:09 | 8.65      | 8.35 | 31.62     | 27.09     | 3.04                      | 5         |
| H1       | 20211119        | Sunny   | Moderate      | Mid-Flood | Middle      | 3.75      | 16:09 | 8.68      | 8.37 | 31.7      | 27.13     | 3.21                      | 6         |

| Location | Date (YYYYMMDD) | Weather | Sea Condition | Tidal     | Water Level | Depth (m) | Time  | DO (mg/L) | pH   | Sal (ppt) | Temp (°C) | Turbidity (NTU)<br>Note 1 | SS (mg/L) |
|----------|-----------------|---------|---------------|-----------|-------------|-----------|-------|-----------|------|-----------|-----------|---------------------------|-----------|
| H1       | 20211119        | Sunny   | Moderate      | Mid-Flood | Bottom      | 6.5       | 16:08 | 8.66      | 8.27 | 31.69     | 27.05     | 2.99                      | 7         |
| H1       | 20211119        | Sunny   | Moderate      | Mid-Flood | Bottom      | 6.5       | 16:08 | 8.66      | 8.45 | 31.78     | 27.12     | 3.53                      | 7         |
| M1       | 20211119        | Sunny   | Moderate      | Mid-Flood | Surface     | 1         | 16:20 | 9.25      | 8.42 | 32.08     | 27.12     | 3.08                      | 5         |
| M1       | 20211119        | Sunny   | Moderate      | Mid-Flood | Surface     | 1         | 16:20 | 9.2       | 8.36 | 31.9      | 27.21     | 3.23                      | 5         |
| M1       | 20211119        | Sunny   | Moderate      | Mid-Flood | Middle      | 3.85      | 16:19 | 9.23      | 8.44 | 32.06     | 27.17     | 2.99                      | 4         |
| M1       | 20211119        | Sunny   | Moderate      | Mid-Flood | Middle      | 3.85      | 16:19 | 9.13      | 8.47 | 31.83     | 27.08     | 3.47                      | 4         |
| M1       | 20211119        | Sunny   | Moderate      | Mid-Flood | Bottom      | 6.7       | 16:18 | 9.24      | 8.37 | 31.98     | 27.1      | 3.38                      | 4         |
| M1       | 20211119        | Sunny   | Moderate      | Mid-Flood | Bottom      | 6.7       | 16:18 | 9.25      | 8.41 | 31.82     | 27.11     | 3.18                      | 4         |
| B1       | 20211122        | Cloudy  | Moderate      | Mid-Ebb   | Surface     | 1         | 11:03 | 7.86      | 8.4  | 32.06     | 26.32     | 2.65                      | 8         |
| B1       | 20211122        | Cloudy  | Moderate      | Mid-Ebb   | Surface     | 1         | 11:03 | 8.18      | 8.4  | 31.72     | 26.47     | 2.68                      | 8         |
| B1       | 20211122        | Cloudy  | Moderate      | Mid-Ebb   | Bottom      | 3.7       | 11:02 | 8.13      | 8.35 | 30.31     | 27.17     | 2.62                      | 6         |
| B1       | 20211122        | Cloudy  | Moderate      | Mid-Ebb   | Bottom      | 3.7       | 11:02 | 8.29      | 8.33 | 30.54     | 27.28     | 2.24                      | 6         |
| B2       | 20211122        | Cloudy  | Moderate      | Mid-Ebb   | Surface     | 1         | 11:20 | 8.31      | 8.34 | 31.1      | 26.69     | 2.52                      | 6         |
| B2       | 20211122        | Cloudy  | Moderate      | Mid-Ebb   | Surface     | 1         | 11:20 | 8.41      | 8.37 | 31.14     | 26.76     | 2.33                      | 6         |
| B2       | 20211122        | Cloudy  | Moderate      | Mid-Ebb   | Bottom      | 4.5       | 11:19 | 8.06      | 8.41 | 31.87     | 26.53     | 2.05                      | 6         |
| B2       | 20211122        | Cloudy  | Moderate      | Mid-Ebb   | Bottom      | 4.5       | 11:19 | 8.01      | 8.44 | 31.7      | 26.46     | 2.43                      | 5         |
| B3       | 20211122        | Cloudy  | Moderate      | Mid-Ebb   | Surface     | 1         | 12:44 | 8.27      | 8.38 | 31.7      | 26.7      | 3.88                      | 6         |
| B3       | 20211122        | Cloudy  | Moderate      | Mid-Ebb   | Surface     | 1         | 12:44 | 8.46      | 8.4  | 31.77     | 26.83     | 3.64                      | 6         |
| B3       | 20211122        | Cloudy  | Moderate      | Mid-Ebb   | Bottom      | 3.6       | 12:43 | 8.37      | 8.38 | 31.44     | 26.81     | 3.13                      | 6         |
| B3       | 20211122        | Cloudy  | Moderate      | Mid-Ebb   | Bottom      | 3.6       | 12:43 | 8.3       | 8.38 | 31.72     | 26.7      | 2.92                      | 6         |
| B4       | 20211122        | Cloudy  | Moderate      | Mid-Ebb   | Surface     | 1         | 12:34 | 8.72      | 8.23 | 32.02     | 26.94     | 4.21                      | 7         |
| B4       | 20211122        | Cloudy  | Moderate      | Mid-Ebb   | Surface     | 1         | 12:34 | 8.79      | 8.28 | 31.85     | 26.77     | 4.67                      | 7         |
| B4       | 20211122        | Cloudy  | Moderate      | Mid-Ebb   | Bottom      | 3.8       | 12:33 | 8.86      | 8.23 | 32.03     | 26.86     | 4.11                      | 6         |
| B4       | 20211122        | Cloudy  | Moderate      | Mid-Ebb   | Bottom      | 3.8       | 12:33 | 8.75      | 8.29 | 31.85     | 26.91     | 4.21                      | 6         |
| C1A      | 20211122        | Cloudy  | Moderate      | Mid-Ebb   | Surface     | 1         | 10:36 | 8.21      | 8.41 | 30.62     | 27.26     | 5.04                      | 5         |
| C1A      | 20211122        | Cloudy  | Moderate      | Mid-Ebb   | Surface     | 1         | 10:36 | 8.21      | 8.34 | 30.3      | 27.1      | 5.35                      | 5         |
| C1A      | 20211122        | Cloudy  | Moderate      | Mid-Ebb   | Middle      | 5.5       | 10:35 | 8.71      | 8.23 | 31.14     | 26.78     | 4.24                      | 6         |
| C1A      | 20211122        | Cloudy  | Moderate      | Mid-Ebb   | Middle      | 5.5       | 10:35 | 8.72      | 8.25 | 31.11     | 26.7      | 4.77                      | 6         |
| C1A      | 20211122        | Cloudy  | Moderate      | Mid-Ebb   | Bottom      | 10        | 10:34 | 9.13      | 8.24 | 31.01     | 26.8      | 5.06                      | 7         |
| C1A      | 20211122        | Cloudy  | Moderate      | Mid-Ebb   | Bottom      | 10        | 10:34 | 8.86      | 8.17 | 31.18     | 26.62     | 4.65                      | 7         |
| C2A      | 20211122        | Cloudy  | Moderate      | Mid-Ebb   | Surface     | 1         | 12:34 | 8.36      | 8.45 | 31.65     | 26.63     | 3.92                      | 6         |
| C2A      | 20211122        | Cloudy  | Moderate      | Mid-Ebb   | Surface     | 1         | 12:34 | 8.48      | 8.44 | 31.55     | 26.61     | 4.3                       | 6         |
| C2A      | 20211122        | Cloudy  | Moderate      | Mid-Ebb   | Middle      | 5.65      | 12:33 | 8.49      | 8.22 | 31.91     | 26.77     | 3.53                      | 6         |
| C2A      | 20211122        | Cloudy  | Moderate      | Mid-Ebb   | Middle      | 5.65      | 12:33 | 8.44      | 8.22 | 32.15     | 26.75     | 3.82                      | 6         |
| C2A      | 20211122        | Cloudy  | Moderate      | Mid-Ebb   | Bottom      | 10.3      | 12:32 | 7.86      | 8.17 | 31.74     | 27.06     | 4.37                      | 6         |
| C2A      | 20211122        | Cloudy  | Moderate      | Mid-Ebb   | Bottom      | 10.3      | 12:32 | 7.89      | 8.2  | 31.74     | 27.22     | 4                         | 6         |
| CR1      | 20211122        | Cloudy  | Moderate      | Mid-Ebb   | Surface     | 1         | 12:16 | 7.89      | 8.17 | 31.55     | 26.98     | 2.94                      | 7         |

| Location | Date (YYYYMMDD) | Weather | Sea Condition | Tidal     | Water Level | Depth (m) | Time  | DO (mg/L) | pH   | Sal (ppt) | Temp (°C) | Turbidity (NTU)<br>Note 1 | SS (mg/L) |
|----------|-----------------|---------|---------------|-----------|-------------|-----------|-------|-----------|------|-----------|-----------|---------------------------|-----------|
| CR1      | 20211122        | Cloudy  | Moderate      | Mid-Ebb   | Surface     | 1         | 12:16 | 7.65      | 8.18 | 31.86     | 27.19     | 2.97                      | 6         |
| CR1      | 20211122        | Cloudy  | Moderate      | Mid-Ebb   | Middle      | 6.8       | 12:15 | 7.81      | 8.16 | 31.85     | 27.13     | 4.16                      | 8         |
| CR1      | 20211122        | Cloudy  | Moderate      | Mid-Ebb   | Middle      | 6.8       | 12:15 | 7.84      | 8.16 | 31.76     | 27.08     | 3.72                      | 8         |
| CR1      | 20211122        | Cloudy  | Moderate      | Mid-Ebb   | Bottom      | 12.6      | 12:14 | 8.74      | 8.23 | 32.13     | 27.47     | 2.91                      | 9         |
| CR1      | 20211122        | Cloudy  | Moderate      | Mid-Ebb   | Bottom      | 12.6      | 12:14 | 9.12      | 8.21 | 31.95     | 27.39     | 2.88                      | 9         |
| CR2      | 20211122        | Cloudy  | Moderate      | Mid-Ebb   | Surface     | 1         | 12:02 | 8.11      | 8.1  | 32.23     | 26.52     | 2.91                      | 6         |
| CR2      | 20211122        | Cloudy  | Moderate      | Mid-Ebb   | Surface     | 1         | 12:02 | 7.97      | 8.16 | 32.1      | 26.39     | 3.07                      | 6         |
| CR2      | 20211122        | Cloudy  | Moderate      | Mid-Ebb   | Middle      | 5.75      | 12:01 | 7.95      | 8.19 | 32.04     | 26.54     | 2.08                      | 6         |
| CR2      | 20211122        | Cloudy  | Moderate      | Mid-Ebb   | Middle      | 5.75      | 12:01 | 8.04      | 8.18 | 32.22     | 26.58     | 2.05                      | 6         |
| CR2      | 20211122        | Cloudy  | Moderate      | Mid-Ebb   | Bottom      | 10.5      | 12:00 | 8.33      | 8.31 | 31.42     | 26.88     | 2.47                      | 7         |
| CR2      | 20211122        | Cloudy  | Moderate      | Mid-Ebb   | Bottom      | 10.5      | 12:00 | 8.58      | 8.26 | 31.34     | 26.9      | 2.44                      | 8         |
| F1A      | 20211122        | Cloudy  | Moderate      | Mid-Ebb   | Surface     | 1         | 12:04 | 8.89      | 8.16 | 31.87     | 27.29     | 2.99                      | 6         |
| F1A      | 20211122        | Cloudy  | Moderate      | Mid-Ebb   | Surface     | 1         | 12:04 | 9.11      | 8.16 | 32.11     | 27.37     | 2.59                      | 7         |
| F1A      | 20211122        | Cloudy  | Moderate      | Mid-Ebb   | Middle      | 4.15      | 12:03 | 9.06      | 8.2  | 32.04     | 27.19     | 2.59                      | 6         |
| F1A      | 20211122        | Cloudy  | Moderate      | Mid-Ebb   | Middle      | 4.15      | 12:03 | 8.99      | 8.19 | 32        | 27.15     | 2.74                      | 6         |
| F1A      | 20211122        | Cloudy  | Moderate      | Mid-Ebb   | Bottom      | 7.3       | 12:02 | 8.04      | 8.1  | 32.04     | 26.58     | 2.64                      | 6         |
| F1A      | 20211122        | Cloudy  | Moderate      | Mid-Ebb   | Bottom      | 7.3       | 12:02 | 8.12      | 8.12 | 32.25     | 26.47     | 2.86                      | 6         |
| H1       | 20211122        | Cloudy  | Moderate      | Mid-Ebb   | Surface     | 1         | 11:46 | 8.59      | 8.23 | 31.28     | 27        | 2.68                      | 6         |
| H1       | 20211122        | Cloudy  | Moderate      | Mid-Ebb   | Surface     | 1         | 11:46 | 8.27      | 8.27 | 31.21     | 27.02     | 2.9                       | 6         |
| H1       | 20211122        | Cloudy  | Moderate      | Mid-Ebb   | Middle      | 4         | 11:45 | 8.53      | 8.28 | 31.1      | 26.94     | 3.2                       | 6         |
| H1       | 20211122        | Cloudy  | Moderate      | Mid-Ebb   | Middle      | 4         | 11:45 | 8.51      | 8.26 | 31.35     | 27.07     | 2.78                      | 6         |
| H1       | 20211122        | Cloudy  | Moderate      | Mid-Ebb   | Bottom      | 7         | 11:44 | 8.63      | 8.25 | 32.1      | 26.92     | 3.69                      | 5         |
| H1       | 20211122        | Cloudy  | Moderate      | Mid-Ebb   | Bottom      | 7         | 11:44 | 8.95      | 8.27 | 32.14     | 26.99     | 3.22                      | 5         |
| M1       | 20211122        | Cloudy  | Moderate      | Mid-Ebb   | Surface     | 1         | 11:38 | 8.72      | 8.23 | 32.08     | 27.07     | 2.56                      | 6         |
| M1       | 20211122        | Cloudy  | Moderate      | Mid-Ebb   | Surface     | 1         | 11:38 | 8.62      | 8.29 | 32.01     | 27.09     | 2.19                      | 6         |
| M1       | 20211122        | Cloudy  | Moderate      | Mid-Ebb   | Middle      | 4.6       | 11:37 | 8.9       | 8.26 | 32.29     | 26.91     | 2.85                      | 7         |
| M1       | 20211122        | Cloudy  | Moderate      | Mid-Ebb   | Middle      | 4.6       | 11:37 | 9.04      | 8.2  | 32.1      | 27.04     | 3.21                      | 7         |
| M1       | 20211122        | Cloudy  | Moderate      | Mid-Ebb   | Bottom      | 8.2       | 11:36 | 8.29      | 8.33 | 31.35     | 26.64     | 2.53                      | 7         |
| M1       | 20211122        | Cloudy  | Moderate      | Mid-Ebb   | Bottom      | 8.2       | 11:36 | 8.36      | 8.33 | 31.44     | 26.6      | 2.31                      | 7         |
| B1       | 20211122        | Cloudy  | Moderate      | Mid-Flood | Surface     | 1         | 15:25 | 9.18      | 8.2  | 30.56     | 27.2      | 3.31                      | 8         |
| B1       | 20211122        | Cloudy  | Moderate      | Mid-Flood | Surface     | 1         | 15:25 | 9.17      | 8.15 | 30.33     | 27.2      | 2.9                       | 7         |
| B1       | 20211122        | Cloudy  | Moderate      | Mid-Flood | Bottom      | 4.2       | 15:24 | 8.47      | 8.27 | 29.91     | 26.92     | 3.09                      | 6         |
| B1       | 20211122        | Cloudy  | Moderate      | Mid-Flood | Bottom      | 4.2       | 15:24 | 8.7       | 8.24 | 30.19     | 26.88     | 3.49                      | 6         |
| B2       | 20211122        | Cloudy  | Moderate      | Mid-Flood | Surface     | 1         | 15:42 | 9.08      | 8.21 | 30.55     | 27.4      | 3.02                      | 7         |
| B2       | 20211122        | Cloudy  | Moderate      | Mid-Flood | Surface     | 1         | 15:42 | 9.34      | 8.19 | 30.34     | 27.44     | 2.71                      | 7         |
| B2       | 20211122        | Cloudy  | Moderate      | Mid-Flood | Bottom      | 4         | 15:41 | 9.32      | 8.16 | 30.48     | 27.31     | 3.49                      | 7         |
| B2       | 20211122        | Cloudy  | Moderate      | Mid-Flood | Bottom      | 4         | 15:41 | 9.1       | 8.18 | 30.28     | 27.36     | 3.54                      | 6         |

| Location | Date (YYYYMMDD) | Weather | Sea Condition | Tidal     | Water Level | Depth (m) | Time  | DO (mg/L) | pH   | Sal (ppt) | Temp (°C) | Turbidity (NTU)<br>Note 1 | SS (mg/L) |
|----------|-----------------|---------|---------------|-----------|-------------|-----------|-------|-----------|------|-----------|-----------|---------------------------|-----------|
| B3       | 20211122        | Cloudy  | Moderate      | Mid-Flood | Surface     | 1         | 15:12 | 9.04      | 8.34 | 30.57     | 26.92     | 3.86                      | 7         |
| B3       | 20211122        | Cloudy  | Moderate      | Mid-Flood | Surface     | 1         | 15:12 | 9.33      | 8.35 | 30.76     | 26.95     | 3.66                      | 7         |
| B3       | 20211122        | Cloudy  | Moderate      | Mid-Flood | Bottom      | 4.2       | 15:11 | 9.1       | 8.36 | 30.45     | 26.93     | 3.92                      | 8         |
| B3       | 20211122        | Cloudy  | Moderate      | Mid-Flood | Bottom      | 4.2       | 15:11 | 9.07      | 8.33 | 30.69     | 26.82     | 3.93                      | 7         |
| B4       | 20211122        | Cloudy  | Moderate      | Mid-Flood | Surface     | 1         | 15:21 | 8.61      | 8.22 | 29.98     | 27.07     | 2.4                       | 7         |
| B4       | 20211122        | Cloudy  | Moderate      | Mid-Flood | Surface     | 1         | 15:21 | 8.47      | 8.26 | 30.17     | 26.97     | 2.06                      | 7         |
| B4       | 20211122        | Cloudy  | Moderate      | Mid-Flood | Bottom      | 3.9       | 15:20 | 8.74      | 8.3  | 30.18     | 26.99     | 3.33                      | 9         |
| B4       | 20211122        | Cloudy  | Moderate      | Mid-Flood | Bottom      | 3.9       | 15:20 | 8.71      | 8.29 | 30.12     | 26.94     | 3.37                      | 9         |
| C1A      | 20211122        | Cloudy  | Moderate      | Mid-Flood | Surface     | 1         | 14:59 | 9.22      | 8.34 | 31.06     | 27.21     | 3.36                      | 7         |
| C1A      | 20211122        | Cloudy  | Moderate      | Mid-Flood | Surface     | 1         | 14:59 | 9.07      | 8.41 | 31.27     | 27.31     | 3.65                      | 7         |
| C1A      | 20211122        | Cloudy  | Moderate      | Mid-Flood | Middle      | 5.85      | 14:58 | 8.45      | 8.35 | 31.03     | 27.59     | 3.56                      | 7         |
| C1A      | 20211122        | Cloudy  | Moderate      | Mid-Flood | Middle      | 5.85      | 14:58 | 8.56      | 8.36 | 30.96     | 27.46     | 3.98                      | 7         |
| C1A      | 20211122        | Cloudy  | Moderate      | Mid-Flood | Bottom      | 10.7      | 14:57 | 8.66      | 8.13 | 30.81     | 26.69     | 4.23                      | 8         |
| C1A      | 20211122        | Cloudy  | Moderate      | Mid-Flood | Bottom      | 10.7      | 14:57 | 8.72      | 8.08 | 30.74     | 26.63     | 3.81                      | 8         |
| C2A      | 20211122        | Cloudy  | Moderate      | Mid-Flood | Surface     | 1         | 14:59 | 9.22      | 8.41 | 31.22     | 27.24     | 4.22                      | 6         |
| C2A      | 20211122        | Cloudy  | Moderate      | Mid-Flood | Surface     | 1         | 14:59 | 9.15      | 8.38 | 30.97     | 27.21     | 4.57                      | 6         |
| C2A      | 20211122        | Cloudy  | Moderate      | Mid-Flood | Middle      | 5.55      | 14:58 | 8.47      | 8.29 | 31.03     | 27.44     | 4.23                      | 6         |
| C2A      | 20211122        | Cloudy  | Moderate      | Mid-Flood | Middle      | 5.55      | 14:58 | 8.39      | 8.3  | 30.7      | 27.4      | 4.5                       | 6         |
| C2A      | 20211122        | Cloudy  | Moderate      | Mid-Flood | Bottom      | 10.1      | 14:57 | 8.82      | 8.14 | 30.8      | 26.61     | 4.67                      | 7         |
| C2A      | 20211122        | Cloudy  | Moderate      | Mid-Flood | Bottom      | 10.1      | 14:57 | 8.82      | 8.08 | 30.78     | 26.79     | 4.23                      | 7         |
| CR1      | 20211122        | Cloudy  | Moderate      | Mid-Flood | Surface     | 1         | 16:39 | 8.03      | 8.18 | 31.19     | 27.43     | 2.36                      | 6         |
| CR1      | 20211122        | Cloudy  | Moderate      | Mid-Flood | Surface     | 1         | 16:39 | 7.97      | 8.12 | 31.48     | 27.53     | 2.62                      | 6         |
| CR1      | 20211122        | Cloudy  | Moderate      | Mid-Flood | Middle      | 6.3       | 16:38 | 8.02      | 8.15 | 31.24     | 27.52     | 2.55                      | 6         |
| CR1      | 20211122        | Cloudy  | Moderate      | Mid-Flood | Middle      | 6.3       | 16:38 | 7.74      | 8.13 | 31.28     | 27.63     | 2.44                      | 6         |
| CR1      | 20211122        | Cloudy  | Moderate      | Mid-Flood | Bottom      | 11.6      | 16:37 | 7.84      | 8.1  | 31.26     | 27.45     | 2.93                      | 7         |
| CR1      | 20211122        | Cloudy  | Moderate      | Mid-Flood | Bottom      | 11.6      | 16:37 | 7.7       | 8.14 | 31.4      | 27.61     | 2.56                      | 7         |
| CR2      | 20211122        | Cloudy  | Moderate      | Mid-Flood | Surface     | 1         | 16:24 | 8.5       | 8.37 | 30.97     | 27.47     | 3.13                      | 6         |
| CR2      | 20211122        | Cloudy  | Moderate      | Mid-Flood | Surface     | 1         | 16:24 | 8.55      | 8.35 | 31.21     | 27.53     | 2.64                      | 5         |
| CR2      | 20211122        | Cloudy  | Moderate      | Mid-Flood | Middle      | 5.8       | 16:23 | 8.71      | 8.28 | 31.05     | 27.38     | 3.64                      | 6         |
| CR2      | 20211122        | Cloudy  | Moderate      | Mid-Flood | Middle      | 5.8       | 16:23 | 8.56      | 8.34 | 31.2      | 27.4      | 3.24                      | 6         |
| CR2      | 20211122        | Cloudy  | Moderate      | Mid-Flood | Bottom      | 10.6      | 16:22 | 8.66      | 8.37 | 31.22     | 27.38     | 3.63                      | 6         |
| CR2      | 20211122        | Cloudy  | Moderate      | Mid-Flood | Bottom      | 10.6      | 16:22 | 8.58      | 8.29 | 31.02     | 27.49     | 3.24                      | 6         |
| F1A      | 20211122        | Cloudy  | Moderate      | Mid-Flood | Surface     | 1         | 15:53 | 8.88      | 8.31 | 30.5      | 27.23     | 2.3                       | 8         |
| F1A      | 20211122        | Cloudy  | Moderate      | Mid-Flood | Surface     | 1         | 15:53 | 8.83      | 8.31 | 30.41     | 27.18     | 1.95                      | 8         |
| F1A      | 20211122        | Cloudy  | Moderate      | Mid-Flood | Middle      | 4.15      | 15:52 | 8.88      | 8.26 | 30.55     | 27.27     | 3.18                      | 8         |
| F1A      | 20211122        | Cloudy  | Moderate      | Mid-Flood | Middle      | 4.15      | 15:52 | 8.82      | 8.32 | 30.44     | 27.43     | 3.05                      | 8         |
| F1A      | 20211122        | Cloudy  | Moderate      | Mid-Flood | Bottom      | 7.3       | 15:51 | 8.8       | 8.34 | 30.62     | 27.34     | 3.36                      | 8         |



| Location | Date (YYYYMMDD) | Weather | Sea Condition | Tidal     | Water Level | Depth (m) | Time  | DO (mg/L) | pH   | Sal (ppt) | Temp (°C) | Turbidity (NTU)<br>Note 1 | SS (mg/L) |
|----------|-----------------|---------|---------------|-----------|-------------|-----------|-------|-----------|------|-----------|-----------|---------------------------|-----------|
| F1A      | 20211122        | Cloudy  | Moderate      | Mid-Flood | Bottom      | 7.3       | 15:51 | 8.82      | 8.33 | 30.44     | 27.28     | 2.89                      | 8         |
| H1       | 20211122        | Cloudy  | Moderate      | Mid-Flood | Surface     | 1         | 16:10 | 8.51      | 8.41 | 30.08     | 27.4      | 2.72                      | 8         |
| H1       | 20211122        | Cloudy  | Moderate      | Mid-Flood | Surface     | 1         | 16:10 | 8.53      | 8.39 | 30.07     | 27.4      | 2.56                      | 8         |
| H1       | 20211122        | Cloudy  | Moderate      | Mid-Flood | Middle      | 4.05      | 16:09 | 8.48      | 8.36 | 30.26     | 27.57     | 2.93                      | 8         |
| H1       | 20211122        | Cloudy  | Moderate      | Mid-Flood | Middle      | 4.05      | 16:09 | 8.62      | 8.42 | 30.06     | 27.44     | 3.26                      | 9         |
| H1       | 20211122        | Cloudy  | Moderate      | Mid-Flood | Bottom      | 7.1       | 16:08 | 8.58      | 8.34 | 30.27     | 27.39     | 3.32                      | 9         |
| H1       | 20211122        | Cloudy  | Moderate      | Mid-Flood | Bottom      | 7.1       | 16:08 | 8.68      | 8.4  | 29.95     | 27.57     | 3.03                      | 9         |
| M1       | 20211122        | Cloudy  | Moderate      | Mid-Flood | Surface     | 1         | 16:20 | 9.12      | 8.38 | 30.66     | 26.95     | 2.73                      | 8         |
| M1       | 20211122        | Cloudy  | Moderate      | Mid-Flood | Surface     | 1         | 16:20 | 9.31      | 8.3  | 30.79     | 27        | 2.58                      | 8         |
| M1       | 20211122        | Cloudy  | Moderate      | Mid-Flood | Middle      | 4.35      | 16:19 | 9.22      | 8.36 | 30.79     | 26.88     | 2.16                      | 7         |
| M1       | 20211122        | Cloudy  | Moderate      | Mid-Flood | Middle      | 4.35      | 16:19 | 9.06      | 8.34 | 30.67     | 26.87     | 2.06                      | 7         |
| M1       | 20211122        | Cloudy  | Moderate      | Mid-Flood | Bottom      | 7.7       | 16:18 | 9.23      | 8.31 | 30.61     | 26.86     | 2.65                      | 6         |
| M1       | 20211122        | Cloudy  | Moderate      | Mid-Flood | Bottom      | 7.7       | 16:18 | 9.3       | 8.33 | 30.63     | 26.83     | 2.84                      | 6         |
| B1       | 20211124        | Cloudy  | Moderate      | Mid-Flood | Surface     | 1         | 09:29 | 9.1       | 8.14 | 32        | 26.74     | 2.82                      | 8         |
| B1       | 20211124        | Cloudy  | Moderate      | Mid-Flood | Surface     | 1         | 09:29 | 9.04      | 8.13 | 32.19     | 26.68     | 2.86                      | 8         |
| B1       | 20211124        | Cloudy  | Moderate      | Mid-Flood | Bottom      | 3.8       | 09:28 | 9.03      | 8.11 | 32.11     | 26.79     | 2.75                      | 5         |
| B1       | 20211124        | Cloudy  | Moderate      | Mid-Flood | Bottom      | 3.8       | 09:28 | 9.11      | 8.17 | 32        | 26.78     | 2.97                      | 5         |
| B2       | 20211124        | Cloudy  | Moderate      | Mid-Flood | Surface     | 1         | 09:47 | 9.32      | 8.23 | 31.58     | 26.75     | 2.64                      | 5         |
| B2       | 20211124        | Cloudy  | Moderate      | Mid-Flood | Surface     | 1         | 09:47 | 9.28      | 8.28 | 31.73     | 26.68     | 2.93                      | 4         |
| B2       | 20211124        | Cloudy  | Moderate      | Mid-Flood | Bottom      | 3.4       | 09:46 | 9.23      | 8.28 | 31.77     | 26.5      | 2.64                      | 8         |
| B2       | 20211124        | Cloudy  | Moderate      | Mid-Flood | Bottom      | 3.4       | 09:46 | 9.29      | 8.21 | 31.8      | 26.54     | 2.86                      | 8         |
| B3       | 20211124        | Cloudy  | Moderate      | Mid-Flood | Surface     | 1         | 10:45 | 8.36      | 8.18 | 30.86     | 26.86     | 3.15                      | 9         |
| B3       | 20211124        | Cloudy  | Moderate      | Mid-Flood | Surface     | 1         | 10:45 | 8.37      | 8.22 | 30.87     | 26.81     | 2.87                      | 9         |
| B3       | 20211124        | Cloudy  | Moderate      | Mid-Flood | Bottom      | 4.1       | 10:44 | 8.46      | 8.23 | 30.9      | 26.93     | 3.19                      | 3         |
| B3       | 20211124        | Cloudy  | Moderate      | Mid-Flood | Bottom      | 4.1       | 10:44 | 8.41      | 8.17 | 30.86     | 26.89     | 3.02                      | 4         |
| B4       | 20211124        | Cloudy  | Moderate      | Mid-Flood | Surface     | 1         | 10:36 | 8.4       | 8.16 | 30.87     | 26.95     | 3.05                      | 4         |
| B4       | 20211124        | Cloudy  | Moderate      | Mid-Flood | Surface     | 1         | 10:36 | 8.43      | 8.22 | 30.79     | 26.97     | 2.98                      | 3         |
| B4       | 20211124        | Cloudy  | Moderate      | Mid-Flood | Bottom      | 4.2       | 10:35 | 8.33      | 8.27 | 32.12     | 26.52     | 2.3                       | 8         |
| B4       | 20211124        | Cloudy  | Moderate      | Mid-Flood | Bottom      | 4.2       | 10:35 | 8.32      | 8.27 | 32.02     | 26.56     | 2.37                      | 8         |
| C1A      | 20211124        | Cloudy  | Moderate      | Mid-Flood | Surface     | 1         | 09:02 | 9.05      | 8.16 | 32.13     | 26.69     | 3.79                      | 5         |
| C1A      | 20211124        | Cloudy  | Moderate      | Mid-Flood | Surface     | 1         | 09:02 | 9.13      | 8.1  | 32.08     | 26.67     | 3.78                      | 3         |
| C1A      | 20211124        | Cloudy  | Moderate      | Mid-Flood | Middle      | 5.4       | 09:01 | 8.75      | 8.23 | 31.03     | 27.17     | 3.36                      | 5         |
| C1A      | 20211124        | Cloudy  | Moderate      | Mid-Flood | Middle      | 5.4       | 09:01 | 8.8       | 8.23 | 31.05     | 27.25     | 3.28                      | 4         |
| C1A      | 20211124        | Cloudy  | Moderate      | Mid-Flood | Bottom      | 9.8       | 09:00 | 8.84      | 8.26 | 31        | 27.06     | 3.46                      | 5         |
| C1A      | 20211124        | Cloudy  | Moderate      | Mid-Flood | Bottom      | 9.8       | 09:00 | 8.77      | 8.2  | 31        | 27.03     | 3.39                      | 5         |
| C2A      | 20211124        | Cloudy  | Moderate      | Mid-Flood | Surface     | 1         | 08:09 | 9.13      | 8.41 | 31.27     | 26.56     | 4.17                      | 4         |
| C2A      | 20211124        | Cloudy  | Moderate      | Mid-Flood | Surface     | 1         | 08:09 | 9.05      | 8.38 | 31.49     | 26.41     | 4.15                      | 4         |

| Location | Date (YYYYMMDD) | Weather | Sea Condition | Tidal     | Water Level | Depth (m) | Time  | DO (mg/L) | pH   | Sal (ppt) | Temp (°C) | Turbidity (NTU)<br>Note 1 | SS (mg/L) |
|----------|-----------------|---------|---------------|-----------|-------------|-----------|-------|-----------|------|-----------|-----------|---------------------------|-----------|
| C2A      | 20211124        | Cloudy  | Moderate      | Mid-Flood | Middle      | 5.65      | 08:08 | 9.21      | 8.43 | 31.67     | 26.16     | 3.75                      | 5         |
| C2A      | 20211124        | Cloudy  | Moderate      | Mid-Flood | Middle      | 5.65      | 08:08 | 9.26      | 8.4  | 31.71     | 26.22     | 3.98                      | 5         |
| C2A      | 20211124        | Cloudy  | Moderate      | Mid-Flood | Bottom      | 10.3      | 08:07 | 9.22      | 8.39 | 31.77     | 26.13     | 4.11                      | 8         |
| C2A      | 20211124        | Cloudy  | Moderate      | Mid-Flood | Bottom      | 10.3      | 08:07 | 9.23      | 8.46 | 31.7      | 26.12     | 4.3                       | 8         |
| CR1      | 20211124        | Cloudy  | Moderate      | Mid-Flood | Surface     | 1         | 08:29 | 9.2       | 8.27 | 31.21     | 26.39     | 2.82                      | 7         |
| CR1      | 20211124        | Cloudy  | Moderate      | Mid-Flood | Surface     | 1         | 08:29 | 9.21      | 8.25 | 31.15     | 26.42     | 2.93                      | 7         |
| CR1      | 20211124        | Cloudy  | Moderate      | Mid-Flood | Middle      | 6.1       | 08:28 | 9.2       | 8.31 | 31.16     | 26.44     | 2.97                      | 7         |
| CR1      | 20211124        | Cloudy  | Moderate      | Mid-Flood | Middle      | 6.1       | 08:28 | 9.22      | 8.33 | 31.27     | 26.35     | 3.01                      | 5         |
| CR1      | 20211124        | Cloudy  | Moderate      | Mid-Flood | Bottom      | 11.2      | 08:27 | 9.07      | 8.37 | 31.45     | 26.4      | 3.11                      | 8         |
| CR1      | 20211124        | Cloudy  | Moderate      | Mid-Flood | Bottom      | 11.2      | 08:27 | 9.08      | 8.41 | 31.3      | 26.48     | 3.24                      | 6         |
| CR2      | 20211124        | Cloudy  | Moderate      | Mid-Flood | Surface     | 1         | 08:42 | 8.86      | 8.24 | 31.24     | 27.26     | 2.44                      | 7         |
| CR2      | 20211124        | Cloudy  | Moderate      | Mid-Flood | Surface     | 1         | 08:42 | 8.78      | 8.2  | 31.07     | 27.12     | 2.13                      | 7         |
| CR2      | 20211124        | Cloudy  | Moderate      | Mid-Flood | Middle      | 5.4       | 08:41 | 8.29      | 8.25 | 31.19     | 26.75     | 2.75                      | 7         |
| CR2      | 20211124        | Cloudy  | Moderate      | Mid-Flood | Middle      | 5.4       | 08:41 | 8.43      | 8.25 | 31.21     | 26.7      | 2.66                      | 5         |
| CR2      | 20211124        | Cloudy  | Moderate      | Mid-Flood | Bottom      | 9.8       | 08:40 | 8.37      | 8.3  | 31.12     | 26.75     | 2.84                      | 6         |
| CR2      | 20211124        | Cloudy  | Moderate      | Mid-Flood | Bottom      | 9.8       | 08:40 | 8.33      | 8.25 | 31.17     | 26.79     | 2.72                      | 6         |
| F1A      | 20211124        | Cloudy  | Moderate      | Mid-Flood | Surface     | 1         | 10:03 | 7.9       | 8.36 | 32.34     | 26.49     | 3.55                      | 5         |
| F1A      | 20211124        | Cloudy  | Moderate      | Mid-Flood | Surface     | 1         | 10:03 | 7.83      | 8.34 | 32.17     | 26.43     | 3.42                      | 4         |
| F1A      | 20211124        | Cloudy  | Moderate      | Mid-Flood | Middle      | 4.3       | 10:02 | 7.8       | 8.39 | 32.37     | 26.35     | 3.48                      | 3         |
| F1A      | 20211124        | Cloudy  | Moderate      | Mid-Flood | Middle      | 4.3       | 10:02 | 7.92      | 8.34 | 32.28     | 26.36     | 3.63                      | 5         |
| F1A      | 20211124        | Cloudy  | Moderate      | Mid-Flood | Bottom      | 7.6       | 10:01 | 9.32      | 8.22 | 31.62     | 26.52     | 3                         | 3         |
| F1A      | 20211124        | Cloudy  | Moderate      | Mid-Flood | Bottom      | 7.6       | 10:01 | 9.32      | 8.27 | 31.78     | 26.66     | 2.65                      | 5         |
| H1       | 20211124        | Cloudy  | Moderate      | Mid-Flood | Surface     | 1         | 10:13 | 8.36      | 8.33 | 32.18     | 26.49     | 2.33                      | 3         |
| H1       | 20211124        | Cloudy  | Moderate      | Mid-Flood | Surface     | 1         | 10:13 | 8.29      | 8.29 | 32.03     | 26.38     | 2.51                      | 4         |
| H1       | 20211124        | Cloudy  | Moderate      | Mid-Flood | Middle      | 4.2       | 10:12 | 8.39      | 8.26 | 32.19     | 26.36     | 2.37                      | 5         |
| H1       | 20211124        | Cloudy  | Moderate      | Mid-Flood | Middle      | 4.2       | 10:12 | 8.26      | 8.27 | 32.11     | 26.56     | 2.5                       | 3         |
| H1       | 20211124        | Cloudy  | Moderate      | Mid-Flood | Bottom      | 7.4       | 10:11 | 7.9       | 8.41 | 32.35     | 26.48     | 3.68                      | 5         |
| H1       | 20211124        | Cloudy  | Moderate      | Mid-Flood | Bottom      | 7.4       | 10:11 | 7.87      | 8.36 | 32.28     | 26.53     | 3.6                       | 4         |
| M1       | 20211124        | Cloudy  | Moderate      | Mid-Flood | Surface     | 1         | 09:39 | 8.55      | 8.33 | 31.02     | 27.08     | 2.7                       | 6         |
| M1       | 20211124        | Cloudy  | Moderate      | Mid-Flood | Surface     | 1         | 09:39 | 8.58      | 8.37 | 31.1      | 27.2      | 2.67                      | 5         |
| M1       | 20211124        | Cloudy  | Moderate      | Mid-Flood | Middle      | 4.25      | 09:38 | 8.62      | 8.38 | 31.15     | 27.06     | 2.85                      | 4         |
| M1       | 20211124        | Cloudy  | Moderate      | Mid-Flood | Middle      | 4.25      | 09:38 | 8.62      | 8.4  | 31.12     | 27.23     | 2.78                      | 4         |
| M1       | 20211124        | Cloudy  | Moderate      | Mid-Flood | Bottom      | 7.5       | 09:37 | 8.53      | 8.33 | 31.2      | 27.06     | 2.89                      | 7         |
| M1       | 20211124        | Cloudy  | Moderate      | Mid-Flood | Bottom      | 7.5       | 09:37 | 8.57      | 8.34 | 31.03     | 27.03     | 2.88                      | 6         |
| B1       | 20211124        | Cloudy  | Moderate      | Mid-Ebb   | Surface     | 1         | 13:13 | 7.75      | 8.23 | 30.61     | 27.17     | 4.41                      | 3         |
| B1       | 20211124        | Cloudy  | Moderate      | Mid-Ebb   | Surface     | 1         | 13:13 | 7.55      | 8.24 | 30.53     | 27.08     | 4.25                      | 3         |
| B1       | 20211124        | Cloudy  | Moderate      | Mid-Ebb   | Bottom      | 4.1       | 13:12 | 9.07      | 8.35 | 30.87     | 27.06     | 3.41                      | 3         |

| Location | Date (YYYYMMDD) | Weather | Sea Condition | Tidal   | Water Level | Depth (m) | Time  | DO (mg/L) | pH   | Sal (ppt) | Temp (°C) | Turbidity (NTU)<br>Note 1 | SS (mg/L) |
|----------|-----------------|---------|---------------|---------|-------------|-----------|-------|-----------|------|-----------|-----------|---------------------------|-----------|
| B1       | 20211124        | Cloudy  | Moderate      | Mid-Ebb | Bottom      | 4.1       | 13:12 | 8.97      | 8.39 | 30.68     | 27        | 3.63                      | 4         |
| B2       | 20211124        | Cloudy  | Moderate      | Mid-Ebb | Surface     | 1         | 13:31 | 7.71      | 8.24 | 30.64     | 27.07     | 4.44                      | 9         |
| B2       | 20211124        | Cloudy  | Moderate      | Mid-Ebb | Surface     | 1         | 13:31 | 7.65      | 8.22 | 30.61     | 27.11     | 4.41                      | 9         |
| B2       | 20211124        | Cloudy  | Moderate      | Mid-Ebb | Bottom      | 4.7       | 13:30 | 7.62      | 8.23 | 30.66     | 27.1      | 4.29                      | 3         |
| B2       | 20211124        | Cloudy  | Moderate      | Mid-Ebb | Bottom      | 4.7       | 13:30 | 7.66      | 8.24 | 30.57     | 27.04     | 4.13                      | 3         |
| B3       | 20211124        | Cloudy  | Moderate      | Mid-Ebb | Surface     | 1         | 12:59 | 8.74      | 8.23 | 30.59     | 26.28     | 4.27                      | 4         |
| B3       | 20211124        | Cloudy  | Moderate      | Mid-Ebb | Surface     | 1         | 12:59 | 8.77      | 8.2  | 30.53     | 26.32     | 3.94                      | 3         |
| B3       | 20211124        | Cloudy  | Moderate      | Mid-Ebb | Bottom      | 4         | 12:58 | 8.91      | 8.22 | 30.73     | 26.29     | 3.95                      | 3         |
| B3       | 20211124        | Cloudy  | Moderate      | Mid-Ebb | Bottom      | 4         | 12:58 | 8.82      | 8.19 | 30.73     | 26.4      | 4.25                      | 3         |
| B4       | 20211124        | Cloudy  | Moderate      | Mid-Ebb | Surface     | 1         | 13:07 | 9.05      | 8.4  | 30.66     | 26.96     | 3.47                      | 2         |
| B4       | 20211124        | Cloudy  | Moderate      | Mid-Ebb | Surface     | 1         | 13:07 | 9.02      | 8.42 | 30.76     | 27.04     | 3.44                      | 4         |
| B4       | 20211124        | Cloudy  | Moderate      | Mid-Ebb | Bottom      | 3.1       | 13:06 | 9.16      | 8.36 | 30.67     | 27.01     | 3.69                      | 3         |
| B4       | 20211124        | Cloudy  | Moderate      | Mid-Ebb | Bottom      | 3.1       | 13:06 | 9.03      | 8.36 | 30.67     | 27.04     | 3.18                      | 3         |
| C1A      | 20211124        | Cloudy  | Moderate      | Mid-Ebb | Surface     | 1         | 12:47 | 8.66      | 8.1  | 31.08     | 26.78     | 4.16                      | 8         |
| C1A      | 20211124        | Cloudy  | Moderate      | Mid-Ebb | Surface     | 1         | 12:47 | 8.75      | 8.13 | 31.25     | 26.76     | 4.93                      | 9         |
| C1A      | 20211124        | Cloudy  | Moderate      | Mid-Ebb | Middle      | 5.05      | 12:46 | 8.35      | 8.22 | 32.13     | 26.77     | 4.89                      | 9         |
| C1A      | 20211124        | Cloudy  | Moderate      | Mid-Ebb | Middle      | 5.05      | 12:46 | 8.34      | 8.2  | 32.09     | 26.78     | 4.88                      | 7         |
| C1A      | 20211124        | Cloudy  | Moderate      | Mid-Ebb | Bottom      | 9.1       | 12:45 | 7.97      | 8.41 | 31.94     | 26.47     | 4.37                      | 9         |
| C1A      | 20211124        | Cloudy  | Moderate      | Mid-Ebb | Bottom      | 9.1       | 12:45 | 7.84      | 8.36 | 31.88     | 26.43     | 4.57                      | 9         |
| C2A      | 20211124        | Cloudy  | Moderate      | Mid-Ebb | Surface     | 1         | 12:47 | 8.66      | 8.09 | 31.1      | 26.79     | 3.69                      | 10        |
| C2A      | 20211124        | Cloudy  | Moderate      | Mid-Ebb | Surface     | 1         | 12:47 | 8.73      | 8.1  | 31.07     | 26.7      | 3.98                      | 10        |
| C2A      | 20211124        | Cloudy  | Moderate      | Mid-Ebb | Middle      | 6.15      | 12:46 | 8.42      | 8.24 | 31.93     | 26.73     | 3.7                       | 8         |
| C2A      | 20211124        | Cloudy  | Moderate      | Mid-Ebb | Middle      | 6.15      | 12:46 | 8.43      | 8.23 | 32.1      | 26.74     | 3.48                      | 8         |
| C2A      | 20211124        | Cloudy  | Moderate      | Mid-Ebb | Bottom      | 11.3      | 12:45 | 7.91      | 8.39 | 31.91     | 26.42     | 3.6                       | 12        |
| C2A      | 20211124        | Cloudy  | Moderate      | Mid-Ebb | Bottom      | 11.3      | 12:45 | 7.84      | 8.38 | 31.94     | 26.52     | 3.57                      | 12        |
| CR1      | 20211124        | Cloudy  | Moderate      | Mid-Ebb | Surface     | 1         | 14:26 | 9.07      | 8.28 | 31.58     | 27.15     | 4.27                      | 12        |
| CR1      | 20211124        | Cloudy  | Moderate      | Mid-Ebb | Surface     | 1         | 14:26 | 9.07      | 8.3  | 31.55     | 27.2      | 3.85                      | 12        |
| CR1      | 20211124        | Cloudy  | Moderate      | Mid-Ebb | Middle      | 6.7       | 14:25 | 9.12      | 8.34 | 31.7      | 27.27     | 4.15                      | 14        |
| CR1      | 20211124        | Cloudy  | Moderate      | Mid-Ebb | Middle      | 6.7       | 14:25 | 9.07      | 8.31 | 31.68     | 27.25     | 4.25                      | 14        |
| CR1      | 20211124        | Cloudy  | Moderate      | Mid-Ebb | Bottom      | 12.4      | 14:24 | 9.03      | 8.31 | 31.74     | 27.24     | 3.81                      | 9         |
| CR1      | 20211124        | Cloudy  | Moderate      | Mid-Ebb | Bottom      | 12.4      | 14:24 | 9.16      | 8.29 | 31.6      | 27.23     | 4.2                       | 9         |
| CR2      | 20211124        | Cloudy  | Moderate      | Mid-Ebb | Surface     | 1         | 14:12 | 7.97      | 8.32 | 31.94     | 26.56     | 4.18                      | 9         |
| CR2      | 20211124        | Cloudy  | Moderate      | Mid-Ebb | Surface     | 1         | 14:12 | 8.09      | 8.27 | 32        | 26.65     | 4.08                      | 8         |
| CR2      | 20211124        | Cloudy  | Moderate      | Mid-Ebb | Middle      | 5.8       | 14:11 | 8.12      | 8.3  | 32.08     | 26.61     | 3.66                      | 6         |
| CR2      | 20211124        | Cloudy  | Moderate      | Mid-Ebb | Middle      | 5.8       | 14:11 | 8.02      | 8.3  | 32.09     | 26.56     | 4.14                      | 8         |
| CR2      | 20211124        | Cloudy  | Moderate      | Mid-Ebb | Bottom      | 10.6      | 14:10 | 8.03      | 8.32 | 31.93     | 26.62     | 3.93                      | 9         |
| CR2      | 20211124        | Cloudy  | Moderate      | Mid-Ebb | Bottom      | 10.6      | 14:10 | 8.16      | 8.28 | 31.9      | 26.62     | 3.67                      | 8         |

| Location | Date (YYYYMMDD) | Weather | Sea Condition | Tidal     | Water Level | Depth (m) | Time  | DO (mg/L) | pH   | Sal (ppt) | Temp (°C) | Turbidity (NTU)<br>Note 1 | SS (mg/L) |
|----------|-----------------|---------|---------------|-----------|-------------|-----------|-------|-----------|------|-----------|-----------|---------------------------|-----------|
| F1A      | 20211124        | Cloudy  | Moderate      | Mid-Ebb   | Surface     | 1         | 13:38 | 8.76      | 8.23 | 31.08     | 27.24     | 3.53                      | 7         |
| F1A      | 20211124        | Cloudy  | Moderate      | Mid-Ebb   | Surface     | 1         | 13:38 | 8.85      | 8.19 | 30.84     | 27.29     | 3.35                      | 6         |
| F1A      | 20211124        | Cloudy  | Moderate      | Mid-Ebb   | Middle      | 4.2       | 13:37 | 8.82      | 8.25 | 30.99     | 27.26     | 3.71                      | 8         |
| F1A      | 20211124        | Cloudy  | Moderate      | Mid-Ebb   | Middle      | 4.2       | 13:37 | 8.73      | 8.18 | 30.92     | 27.24     | 3.69                      | 8         |
| F1A      | 20211124        | Cloudy  | Moderate      | Mid-Ebb   | Bottom      | 7.4       | 13:36 | 8.76      | 8.19 | 30.95     | 27.25     | 3.33                      | 9         |
| F1A      | 20211124        | Cloudy  | Moderate      | Mid-Ebb   | Bottom      | 7.4       | 13:36 | 8.76      | 8.25 | 30.93     | 27.28     | 3.25                      | 9         |
| H1       | 20211124        | Cloudy  | Moderate      | Mid-Ebb   | Surface     | 1         | 13:57 | 8.99      | 8.15 | 31.66     | 27.02     | 3.19                      | 5         |
| H1       | 20211124        | Cloudy  | Moderate      | Mid-Ebb   | Surface     | 1         | 13:57 | 9.01      | 8.2  | 31.63     | 27.04     | 3.21                      | 4         |
| H1       | 20211124        | Cloudy  | Moderate      | Mid-Ebb   | Middle      | 4.1       | 13:56 | 8.96      | 8.2  | 31.55     | 26.98     | 3.24                      | 3         |
| H1       | 20211124        | Cloudy  | Moderate      | Mid-Ebb   | Middle      | 4.1       | 13:56 | 8.99      | 8.19 | 31.57     | 27.06     | 3                         | 4         |
| H1       | 20211124        | Cloudy  | Moderate      | Mid-Ebb   | Bottom      | 7.2       | 13:55 | 8.93      | 8.17 | 31.46     | 27.03     | 3.19                      | 6         |
| H1       | 20211124        | Cloudy  | Moderate      | Mid-Ebb   | Bottom      | 7.2       | 13:55 | 9.04      | 8.15 | 31.48     | 26.92     | 2.89                      | 7         |
| M1       | 20211124        | Cloudy  | Moderate      | Mid-Ebb   | Surface     | 1         | 14:05 | 8.4       | 8.27 | 30.75     | 27.01     | 3.71                      | 7         |
| M1       | 20211124        | Cloudy  | Moderate      | Mid-Ebb   | Surface     | 1         | 14:05 | 8.49      | 8.31 | 30.77     | 27.04     | 3.84                      | 7         |
| M1       | 20211124        | Cloudy  | Moderate      | Mid-Ebb   | Middle      | 4.9       | 14:04 | 8.37      | 8.28 | 30.75     | 27.05     | 3.94                      | 10        |
| M1       | 20211124        | Cloudy  | Moderate      | Mid-Ebb   | Middle      | 4.9       | 14:04 | 8.28      | 8.31 | 30.66     | 27.08     | 4.01                      | 10        |
| M1       | 20211124        | Cloudy  | Moderate      | Mid-Ebb   | Bottom      | 8.8       | 14:03 | 8.5       | 8.27 | 30.76     | 26.98     | 4.14                      | 9         |
| M1       | 20211124        | Cloudy  | Moderate      | Mid-Ebb   | Bottom      | 8.8       | 14:03 | 8.42      | 8.31 | 30.66     | 27.02     | 3.84                      | 7         |
| B1       | 20211126        | Sunny   | Moderate      | Mid-Flood | Surface     | 1         | 11:24 | 9.36      | 8.21 | 30.16     | 26.23     | 2.55                      | 4         |
| B1       | 20211126        | Sunny   | Moderate      | Mid-Flood | Surface     | 1         | 11:24 | 9.18      | 8.24 | 29.98     | 26.39     | 2.58                      | 5         |
| B1       | 20211126        | Sunny   | Moderate      | Mid-Flood | Bottom      | 4.5       | 11:23 | 8.77      | 8.33 | 30.75     | 26.57     | 2.7                       | 9         |
| B1       | 20211126        | Sunny   | Moderate      | Mid-Flood | Bottom      | 4.5       | 11:23 | 8.88      | 8.35 | 30.93     | 26.68     | 2.6                       | 9         |
| B2       | 20211126        | Sunny   | Moderate      | Mid-Flood | Surface     | 1         | 11:42 | 9.32      | 8.26 | 29.82     | 26.4      | 3.86                      | 6         |
| B2       | 20211126        | Sunny   | Moderate      | Mid-Flood | Surface     | 1         | 11:42 | 9.19      | 8.26 | 29.97     | 26.26     | 3.98                      | 7         |
| B2       | 20211126        | Sunny   | Moderate      | Mid-Flood | Bottom      | 3.5       | 11:41 | 9.29      | 8.26 | 30.12     | 26.16     | 3.79                      | 4         |
| B2       | 20211126        | Sunny   | Moderate      | Mid-Flood | Bottom      | 3.5       | 11:41 | 9.27      | 8.19 | 29.99     | 26.38     | 3.79                      | 4         |
| B3       | 20211126        | Sunny   | Moderate      | Mid-Flood | Surface     | 1         | 11:13 | 8.99      | 8.32 | 30.62     | 26.46     | 2.18                      | 5         |
| B3       | 20211126        | Sunny   | Moderate      | Mid-Flood | Surface     | 1         | 11:13 | 8.79      | 8.33 | 30.76     | 26.45     | 2.19                      | 7         |
| B3       | 20211126        | Sunny   | Moderate      | Mid-Flood | Bottom      | 4.2       | 11:12 | 8.81      | 8.37 | 30.61     | 26.68     | 2.33                      | 6         |
| B3       | 20211126        | Sunny   | Moderate      | Mid-Flood | Bottom      | 4.2       | 11:12 | 8.94      | 8.33 | 30.81     | 26.59     | 2.27                      | 6         |
| B4       | 20211126        | Sunny   | Moderate      | Mid-Flood | Surface     | 1         | 11:04 | 8.51      | 8.4  | 30.83     | 26.55     | 2.49                      | 7         |
| B4       | 20211126        | Sunny   | Moderate      | Mid-Flood | Surface     | 1         | 11:04 | 8.68      | 8.39 | 31.09     | 26.59     | 2.43                      | 6         |
| B4       | 20211126        | Sunny   | Moderate      | Mid-Flood | Bottom      | 4.1       | 11:03 | 9.07      | 8.29 | 30.75     | 26.98     | 2.47                      | 5         |
| B4       | 20211126        | Sunny   | Moderate      | Mid-Flood | Bottom      | 4.1       | 11:03 | 8.99      | 8.28 | 30.56     | 26.98     | 2.44                      | 5         |
| C1A      | 20211126        | Sunny   | Moderate      | Mid-Flood | Surface     | 1         | 10:56 | 8.95      | 8.24 | 30.68     | 27.13     | 3.66                      | 5         |
| C1A      | 20211126        | Sunny   | Moderate      | Mid-Flood | Surface     | 1         | 10:56 | 9.09      | 8.29 | 30.77     | 27        | 3.29                      | 5         |
| C1A      | 20211126        | Sunny   | Moderate      | Mid-Flood | Middle      | 5.15      | 10:55 | 8.62      | 8.35 | 30.17     | 26.89     | 3.98                      | 6         |

| Location | Date (YYYYMMDD) | Weather | Sea Condition | Tidal     | Water Level | Depth (m) | Time  | DO (mg/L) | pH   | Sal (ppt) | Temp (°C) | Turbidity (NTU)<br>Note 1 | SS (mg/L) |
|----------|-----------------|---------|---------------|-----------|-------------|-----------|-------|-----------|------|-----------|-----------|---------------------------|-----------|
| C1A      | 20211126        | Sunny   | Moderate      | Mid-Flood | Middle      | 5.15      | 10:55 | 8.78      | 8.31 | 30.04     | 26.93     | 3.85                      | 9         |
| C1A      | 20211126        | Sunny   | Moderate      | Mid-Flood | Bottom      | 9.3       | 10:54 | 8.69      | 8.32 | 30.31     | 27.01     | 3.5                       | 5         |
| C1A      | 20211126        | Sunny   | Moderate      | Mid-Flood | Bottom      | 9.3       | 10:54 | 8.68      | 8.35 | 30        | 27        | 3.82                      | 5         |
| C2A      | 20211126        | Sunny   | Moderate      | Mid-Flood | Surface     | 1         | 10:04 | 8.46      | 8.11 | 30.83     | 26.98     | 3.89                      | 7         |
| C2A      | 20211126        | Sunny   | Moderate      | Mid-Flood | Surface     | 1         | 10:04 | 8.53      | 8.08 | 30.47     | 26.79     | 3.99                      | 7         |
| C2A      | 20211126        | Sunny   | Moderate      | Mid-Flood | Middle      | 5.9       | 10:03 | 8.8       | 8.31 | 30.61     | 26.22     | 4.14                      | 5         |
| C2A      | 20211126        | Sunny   | Moderate      | Mid-Flood | Middle      | 5.9       | 10:03 | 8.63      | 8.35 | 30.49     | 26.21     | 4.11                      | 5         |
| C2A      | 20211126        | Sunny   | Moderate      | Mid-Flood | Bottom      | 10.8      | 10:02 | 8.59      | 8.32 | 30.43     | 26.37     | 4.21                      | 8         |
| C2A      | 20211126        | Sunny   | Moderate      | Mid-Flood | Bottom      | 10.8      | 10:02 | 8.57      | 8.3  | 30.3      | 26.35     | 4.08                      | 8         |
| CR1      | 20211126        | Sunny   | Moderate      | Mid-Flood | Surface     | 1         | 10:24 | 8.57      | 8.22 | 30.53     | 26.59     | 2.38                      | 7         |
| CR1      | 20211126        | Sunny   | Moderate      | Mid-Flood | Surface     | 1         | 10:24 | 8.4       | 8.23 | 30.32     | 26.5      | 2.4                       | 7         |
| CR1      | 20211126        | Sunny   | Moderate      | Mid-Flood | Middle      | 6.35      | 10:23 | 8.36      | 8.27 | 30.32     | 26.22     | 2.43                      | 9         |
| CR1      | 20211126        | Sunny   | Moderate      | Mid-Flood | Middle      | 6.35      | 10:23 | 8.3       | 8.22 | 30.05     | 26.17     | 2.44                      | 8         |
| CR1      | 20211126        | Sunny   | Moderate      | Mid-Flood | Bottom      | 11.7      | 10:22 | 8.31      | 8.24 | 30.25     | 26.34     | 2.46                      | 3         |
| CR1      | 20211126        | Sunny   | Moderate      | Mid-Flood | Bottom      | 11.7      | 10:22 | 8.39      | 8.22 | 30.24     | 26.23     | 2.37                      | 3         |
| CR2      | 20211126        | Sunny   | Moderate      | Mid-Flood | Surface     | 1         | 10:38 | 8.68      | 8.28 | 30.34     | 26.7      | 2.88                      | 4         |
| CR2      | 20211126        | Sunny   | Moderate      | Mid-Flood | Surface     | 1         | 10:38 | 8.73      | 8.31 | 30.39     | 26.7      | 2.77                      | 4         |
| CR2      | 20211126        | Sunny   | Moderate      | Mid-Flood | Middle      | 5.6       | 10:37 | 8.34      | 8.22 | 30.72     | 26.67     | 2.91                      | 6         |
| CR2      | 20211126        | Sunny   | Moderate      | Mid-Flood | Middle      | 5.6       | 10:37 | 8.35      | 8.19 | 30.52     | 26.68     | 2.74                      | 5         |
| CR2      | 20211126        | Sunny   | Moderate      | Mid-Flood | Bottom      | 10.2      | 10:36 | 8.38      | 8.21 | 30.38     | 26.69     | 2.97                      | 5         |
| CR2      | 20211126        | Sunny   | Moderate      | Mid-Flood | Bottom      | 10.2      | 10:36 | 8.47      | 8.24 | 30.42     | 26.72     | 2.91                      | 4         |
| F1A      | 20211126        | Sunny   | Moderate      | Mid-Flood | Surface     | 1         | 11:05 | 8.59      | 8.32 | 31.02     | 26.52     | 2.09                      | 5         |
| F1A      | 20211126        | Sunny   | Moderate      | Mid-Flood | Surface     | 1         | 11:05 | 8.66      | 8.36 | 31.11     | 26.56     | 2.03                      | 6         |
| F1A      | 20211126        | Sunny   | Moderate      | Mid-Flood | Middle      | 4.15      | 11:04 | 8.68      | 8.38 | 30.97     | 26.62     | 2.1                       | 5         |
| F1A      | 20211126        | Sunny   | Moderate      | Mid-Flood | Middle      | 4.15      | 11:04 | 8.47      | 8.38 | 31.15     | 26.53     | 2.18                      | 5         |
| F1A      | 20211126        | Sunny   | Moderate      | Mid-Flood | Bottom      | 7.3       | 11:03 | 8.96      | 8.22 | 30.85     | 26.97     | 2.19                      | 6         |
| F1A      | 20211126        | Sunny   | Moderate      | Mid-Flood | Bottom      | 7.3       | 11:03 | 9.11      | 8.23 | 30.79     | 26.9      | 2.13                      | 8         |
| H1       | 20211126        | Sunny   | Moderate      | Mid-Flood | Surface     | 1         | 12:10 | 9.1       | 8.11 | 30.12     | 26.54     | 2.44                      | 9         |
| H1       | 20211126        | Sunny   | Moderate      | Mid-Flood | Surface     | 1         | 12:10 | 8.95      | 8.17 | 29.87     | 26.64     | 2.25                      | 9         |
| H1       | 20211126        | Sunny   | Moderate      | Mid-Flood | Middle      | 4.3       | 12:09 | 9.04      | 8.17 | 30.21     | 26.57     | 2.24                      | 7         |
| H1       | 20211126        | Sunny   | Moderate      | Mid-Flood | Middle      | 4.3       | 12:09 | 8.94      | 8.12 | 30.07     | 26.55     | 2.37                      | 7         |
| H1       | 20211126        | Sunny   | Moderate      | Mid-Flood | Bottom      | 7.6       | 12:08 | 9.08      | 8.16 | 29.88     | 26.65     | 2.35                      | 6         |
| H1       | 20211126        | Sunny   | Moderate      | Mid-Flood | Bottom      | 7.6       | 12:08 | 9.07      | 8.12 | 30.01     | 26.66     | 2.3                       | 7         |
| M1       | 20211126        | Sunny   | Moderate      | Mid-Flood | Surface     | 1         | 10:05 | 9.31      | 8.25 | 31.38     | 26.21     | 2.49                      | 8         |
| M1       | 20211126        | Sunny   | Moderate      | Mid-Flood | Surface     | 1         | 10:05 | 9.46      | 8.27 | 31.27     | 26.62     | 2.35                      | 8         |
| M1       | 20211126        | Sunny   | Moderate      | Mid-Flood | Middle      | 4.25      | 10:04 | 9.52      | 8.24 | 31.61     | 26.56     | 2.4                       | 7         |
| M1       | 20211126        | Sunny   | Moderate      | Mid-Flood | Middle      | 4.25      | 10:04 | 9.4       | 8.24 | 31.49     | 26.5      | 2.48                      | 7         |

| Location | Date (YYYYMMDD) | Weather | Sea Condition | Tidal     | Water Level | Depth (m) | Time  | DO (mg/L) | pH   | Sal (ppt) | Temp (°C) | Turbidity (NTU)<br>Note 1 | SS (mg/L) |
|----------|-----------------|---------|---------------|-----------|-------------|-----------|-------|-----------|------|-----------|-----------|---------------------------|-----------|
| M1       | 20211126        | Sunny   | Moderate      | Mid-Flood | Bottom      | 7.5       | 10:03 | 8.33      | 8.09 | 30.72     | 26.89     | 2.41                      | 4         |
| M1       | 20211126        | Sunny   | Moderate      | Mid-Flood | Bottom      | 7.5       | 10:03 | 8.44      | 8.08 | 30.7      | 26.83     | 2.31                      | 4         |
| B1       | 20211126        | Sunny   | Moderate      | Mid-Ebb   | Surface     | 1         | 15:44 | 8.35      | 8.35 | 31.83     | 26.44     | 2.47                      | 6         |
| B1       | 20211126        | Sunny   | Moderate      | Mid-Ebb   | Surface     | 1         | 15:44 | 8.34      | 8.36 | 31.79     | 26.37     | 2.46                      | 5         |
| B1       | 20211126        | Sunny   | Moderate      | Mid-Ebb   | Bottom      | 3.5       | 15:43 | 9.28      | 8.38 | 31.25     | 26.06     | 2.52                      | 4         |
| B1       | 20211126        | Sunny   | Moderate      | Mid-Ebb   | Bottom      | 3.5       | 15:43 | 9.34      | 8.42 | 31.35     | 26.06     | 2.45                      | 4         |
| B2       | 20211126        | Sunny   | Moderate      | Mid-Ebb   | Surface     | 1         | 16:01 | 8.36      | 8.41 | 31.66     | 26.5      | 2.28                      | 6         |
| B2       | 20211126        | Sunny   | Moderate      | Mid-Ebb   | Surface     | 1         | 16:01 | 8.13      | 8.35 | 31.7      | 26.47     | 2.33                      | 6         |
| B2       | 20211126        | Sunny   | Moderate      | Mid-Ebb   | Bottom      | 4.8       | 16:00 | 8.15      | 8.41 | 31.69     | 26.44     | 2.51                      | 6         |
| B2       | 20211126        | Sunny   | Moderate      | Mid-Ebb   | Bottom      | 4.8       | 16:00 | 8.34      | 8.4  | 31.73     | 26.47     | 2.37                      | 8         |
| B3       | 20211126        | Sunny   | Moderate      | Mid-Ebb   | Surface     | 1         | 15:27 | 8.33      | 8.39 | 31.58     | 26.22     | 2.5                       | 6         |
| B3       | 20211126        | Sunny   | Moderate      | Mid-Ebb   | Surface     | 1         | 15:27 | 8.34      | 8.41 | 31.55     | 26.22     | 2.42                      | 5         |
| B3       | 20211126        | Sunny   | Moderate      | Mid-Ebb   | Bottom      | 3.7       | 15:26 | 8.21      | 8.39 | 31.56     | 26.4      | 2.54                      | 4         |
| B3       | 20211126        | Sunny   | Moderate      | Mid-Ebb   | Bottom      | 3.7       | 15:26 | 8.29      | 8.43 | 31.56     | 26.22     | 2.31                      | 4         |
| B4       | 20211126        | Sunny   | Moderate      | Mid-Ebb   | Surface     | 1         | 15:35 | 9.44      | 8.38 | 31.48     | 26.02     | 2.53                      | 5         |
| B4       | 20211126        | Sunny   | Moderate      | Mid-Ebb   | Surface     | 1         | 15:35 | 9.37      | 8.36 | 31.41     | 26.06     | 2.31                      | 5         |
| B4       | 20211126        | Sunny   | Moderate      | Mid-Ebb   | Bottom      | 3.7       | 15:34 | 9.39      | 8.39 | 31.44     | 26.5      | 2.39                      | 7         |
| B4       | 20211126        | Sunny   | Moderate      | Mid-Ebb   | Bottom      | 3.7       | 15:34 | 9.24      | 8.39 | 31.32     | 26.42     | 2.4                       | 6         |
| C1A      | 20211126        | Sunny   | Moderate      | Mid-Ebb   | Surface     | 1         | 15:17 | 8.9       | 8.4  | 31.55     | 26.06     | 3.43                      | 13        |
| C1A      | 20211126        | Sunny   | Moderate      | Mid-Ebb   | Surface     | 1         | 15:17 | 8.91      | 8.35 | 31.49     | 26.37     | 3.26                      | 13        |
| C1A      | 20211126        | Sunny   | Moderate      | Mid-Ebb   | Middle      | 5.05      | 15:16 | 8.72      | 8.28 | 30.68     | 26.33     | 3.6                       | 7         |
| C1A      | 20211126        | Sunny   | Moderate      | Mid-Ebb   | Middle      | 5.05      | 15:16 | 8.71      | 8.25 | 30.49     | 26.48     | 3.57                      | 4         |
| C1A      | 20211126        | Sunny   | Moderate      | Mid-Ebb   | Bottom      | 9.1       | 15:15 | 8.34      | 8.38 | 31.7      | 26.94     | 3.85                      | 5         |
| C1A      | 20211126        | Sunny   | Moderate      | Mid-Ebb   | Bottom      | 9.1       | 15:15 | 8.11      | 8.35 | 31.69     | 26.73     | 3.77                      | 8         |
| C2A      | 20211126        | Sunny   | Moderate      | Mid-Ebb   | Surface     | 1         | 15:17 | 9.04      | 8.36 | 31.61     | 26.51     | 2.58                      | 11        |
| C2A      | 20211126        | Sunny   | Moderate      | Mid-Ebb   | Surface     | 1         | 15:17 | 8.95      | 8.43 | 31.61     | 26.51     | 2.78                      | 11        |
| C2A      | 20211126        | Sunny   | Moderate      | Mid-Ebb   | Middle      | 5.85      | 15:16 | 8.78      | 8.26 | 30.61     | 26.48     | 3                         | 3         |
| C2A      | 20211126        | Sunny   | Moderate      | Mid-Ebb   | Middle      | 5.85      | 15:16 | 8.72      | 8.33 | 30.68     | 26.44     | 2.66                      | 3         |
| C2A      | 20211126        | Sunny   | Moderate      | Mid-Ebb   | Bottom      | 10.7      | 15:15 | 8.39      | 8.34 | 31.55     | 26.8      | 2.96                      | 4         |
| C2A      | 20211126        | Sunny   | Moderate      | Mid-Ebb   | Bottom      | 10.7      | 15:15 | 8.21      | 8.36 | 31.73     | 26.75     | 2.93                      | 3         |
| CR1      | 20211126        | Sunny   | Moderate      | Mid-Ebb   | Surface     | 1         | 16:56 | 8.69      | 8.28 | 31.36     | 26.69     | 3.43                      | 2         |
| CR1      | 20211126        | Sunny   | Moderate      | Mid-Ebb   | Surface     | 1         | 16:56 | 8.49      | 8.2  | 31.54     | 26.63     | 3.23                      | 4         |
| CR1      | 20211126        | Sunny   | Moderate      | Mid-Ebb   | Middle      | 6.7       | 16:55 | 8.61      | 8.24 | 31.52     | 26.62     | 3.38                      | 2         |
| CR1      | 20211126        | Sunny   | Moderate      | Mid-Ebb   | Middle      | 6.7       | 16:55 | 8.49      | 8.27 | 31.58     | 26.62     | 3.39                      | 4         |
| CR1      | 20211126        | Sunny   | Moderate      | Mid-Ebb   | Bottom      | 12.4      | 16:54 | 8.52      | 8.28 | 31.43     | 26.63     | 3.18                      | 7         |
| CR1      | 20211126        | Sunny   | Moderate      | Mid-Ebb   | Bottom      | 12.4      | 16:54 | 8.47      | 8.21 | 31.41     | 26.74     | 3.13                      | 6         |
| CR2      | 20211126        | Sunny   | Moderate      | Mid-Ebb   | Surface     | 1         | 16:43 | 8.45      | 8.28 | 30.94     | 26.4      | 3                         | 5         |

| Location | Date (YYYYMMDD) | Weather | Sea Condition | Tidal   | Water Level | Depth (m) | Time  | DO (mg/L) | pH   | Sal (ppt) | Temp (°C) | Turbidity (NTU)<br>Note 1 | SS (mg/L) |
|----------|-----------------|---------|---------------|---------|-------------|-----------|-------|-----------|------|-----------|-----------|---------------------------|-----------|
| CR2      | 20211126        | Sunny   | Moderate      | Mid-Ebb | Surface     | 1         | 16:43 | 8.52      | 8.23 | 30.99     | 26.37     | 3.07                      | 5         |
| CR2      | 20211126        | Sunny   | Moderate      | Mid-Ebb | Middle      | 6         | 16:42 | 8.41      | 8.26 | 30.8      | 26.34     | 3.12                      | 6         |
| CR2      | 20211126        | Sunny   | Moderate      | Mid-Ebb | Middle      | 6         | 16:42 | 8.63      | 8.22 | 30.96     | 26.42     | 3.05                      | 5         |
| CR2      | 20211126        | Sunny   | Moderate      | Mid-Ebb | Bottom      | 11        | 16:41 | 8.69      | 8.24 | 30.89     | 26.4      | 2.95                      | 7         |
| CR2      | 20211126        | Sunny   | Moderate      | Mid-Ebb | Bottom      | 11        | 16:41 | 8.66      | 8.29 | 30.85     | 26.48     | 3.13                      | 6         |
| F1A      | 20211126        | Sunny   | Moderate      | Mid-Ebb | Surface     | 1         | 16:04 | 9.37      | 8.39 | 30.62     | 26.05     | 2.64                      | 4         |
| F1A      | 20211126        | Sunny   | Moderate      | Mid-Ebb | Surface     | 1         | 16:04 | 9.24      | 8.37 | 30.9      | 26.03     | 2.5                       | 6         |
| F1A      | 20211126        | Sunny   | Moderate      | Mid-Ebb | Middle      | 3.95      | 16:03 | 9.4       | 8.37 | 30.73     | 26.12     | 2.65                      | 3         |
| F1A      | 20211126        | Sunny   | Moderate      | Mid-Ebb | Middle      | 3.95      | 16:03 | 9.43      | 8.4  | 30.61     | 26.11     | 2.58                      | 4         |
| F1A      | 20211126        | Sunny   | Moderate      | Mid-Ebb | Bottom      | 6.9       | 16:02 | 9.19      | 8.36 | 30.81     | 26.11     | 2.53                      | 9         |
| F1A      | 20211126        | Sunny   | Moderate      | Mid-Ebb | Bottom      | 6.9       | 16:02 | 9.17      | 8.44 | 30.65     | 26.19     | 2.66                      | 6         |
| H1       | 20211126        | Sunny   | Moderate      | Mid-Ebb | Surface     | 1         | 16:28 | 8.2       | 8.38 | 30.67     | 26.44     | 2.93                      | 5         |
| H1       | 20211126        | Sunny   | Moderate      | Mid-Ebb | Surface     | 1         | 16:28 | 8.17      | 8.38 | 30.82     | 26.43     | 2.92                      | 6         |
| H1       | 20211126        | Sunny   | Moderate      | Mid-Ebb | Middle      | 3.9       | 16:27 | 9.17      | 8.36 | 32.06     | 26.26     | 3.18                      | 4         |
| H1       | 20211126        | Sunny   | Moderate      | Mid-Ebb | Middle      | 3.9       | 16:27 | 8.98      | 8.36 | 32.1      | 26.46     | 3.17                      | 3         |
| H1       | 20211126        | Sunny   | Moderate      | Mid-Ebb | Bottom      | 6.8       | 16:26 | 9.06      | 8.36 | 31.8      | 26.44     | 2.89                      | 14        |
| H1       | 20211126        | Sunny   | Moderate      | Mid-Ebb | Bottom      | 6.8       | 16:26 | 9.17      | 8.29 | 31.85     | 26.24     | 2.98                      | 14        |
| M1       | 20211126        | Sunny   | Moderate      | Mid-Ebb | Surface     | 1         | 16:29 | 8.09      | 8.36 | 30.67     | 26.36     | 1.76                      | 6         |
| M1       | 20211126        | Sunny   | Moderate      | Mid-Ebb | Surface     | 1         | 16:29 | 8.34      | 8.34 | 30.68     | 26.34     | 1.72                      | 5         |
| M1       | 20211126        | Sunny   | Moderate      | Mid-Ebb | Middle      | 4.65      | 16:28 | 8.15      | 8.35 | 30.7      | 26.36     | 1.68                      | 5         |
| M1       | 20211126        | Sunny   | Moderate      | Mid-Ebb | Middle      | 4.65      | 16:28 | 8.24      | 8.38 | 30.82     | 26.39     | 1.79                      | 5         |
| M1       | 20211126        | Sunny   | Moderate      | Mid-Ebb | Bottom      | 8.3       | 16:27 | 9.17      | 8.33 | 31.79     | 26.28     | 1.8                       | 5         |
| M1       | 20211126        | Sunny   | Moderate      | Mid-Ebb | Bottom      | 8.3       | 16:27 | 8.95      | 8.33 | 31.98     | 26.33     | 1.74                      | 4         |
| B1       | 20211129        | Sunny   | Moderate      | Mid-Ebb | Surface     | 1         | 08:53 | 9.16      | 8.21 | 29.6      | 26.71     | 3.56                      | 10        |
| B1       | 20211129        | Sunny   | Moderate      | Mid-Ebb | Surface     | 1         | 08:53 | 9.04      | 8.24 | 29.56     | 26.46     | 3.78                      | 11        |
| B1       | 20211129        | Sunny   | Moderate      | Mid-Ebb | Bottom      | 3.8       | 08:52 | 8.59      | 8.14 | 29.59     | 26.51     | 3.24                      | 11        |
| B1       | 20211129        | Sunny   | Moderate      | Mid-Ebb | Bottom      | 3.8       | 08:52 | 8.73      | 8.18 | 29.46     | 26.63     | 3.73                      | 11        |
| B2       | 20211129        | Sunny   | Moderate      | Mid-Ebb | Surface     | 1         | 09:10 | 8.89      | 8.14 | 31.19     | 26.29     | 3.49                      | 9         |
| B2       | 20211129        | Sunny   | Moderate      | Mid-Ebb | Surface     | 1         | 09:10 | 9.02      | 8.18 | 31.18     | 26.36     | 3.93                      | 8         |
| B2       | 20211129        | Sunny   | Moderate      | Mid-Ebb | Bottom      | 4.6       | 09:09 | 9.15      | 8.21 | 29.57     | 26.39     | 3.3                       | 11        |
| B2       | 20211129        | Sunny   | Moderate      | Mid-Ebb | Bottom      | 4.6       | 09:09 | 9.15      | 8.27 | 29.61     | 26.27     | 3.32                      | 11        |
| B3       | 20211129        | Sunny   | Moderate      | Mid-Ebb | Surface     | 1         | 10:47 | 8.3       | 8.32 | 29.67     | 26.72     | 2.33                      | 11        |
| B3       | 20211129        | Sunny   | Moderate      | Mid-Ebb | Surface     | 1         | 10:47 | 8.51      | 8.34 | 29.54     | 26.84     | 2.21                      | 14        |
| B3       | 20211129        | Sunny   | Moderate      | Mid-Ebb | Bottom      | 4.2       | 10:46 | 8.39      | 8.3  | 29.54     | 26.69     | 2.85                      | 14        |
| B3       | 20211129        | Sunny   | Moderate      | Mid-Ebb | Bottom      | 4.2       | 10:46 | 8.47      | 8.27 | 29.44     | 26.82     | 2.54                      | 9         |
| B4       | 20211129        | Sunny   | Moderate      | Mid-Ebb | Surface     | 1         | 10:37 | 8.5       | 8.27 | 29.55     | 25.98     | 2.47                      | 10        |
| B4       | 20211129        | Sunny   | Moderate      | Mid-Ebb | Surface     | 1         | 10:37 | 8.53      | 8.33 | 29.6      | 26.17     | 2.45                      | 10        |

| Location | Date (YYYYMMDD) | Weather | Sea Condition | Tidal   | Water Level | Depth (m) | Time  | DO (mg/L) | pH   | Sal (ppt) | Temp (°C) | Turbidity (NTU)<br>Note 1 | SS (mg/L) |
|----------|-----------------|---------|---------------|---------|-------------|-----------|-------|-----------|------|-----------|-----------|---------------------------|-----------|
| B4       | 20211129        | Sunny   | Moderate      | Mid-Ebb | Bottom      | 3.3       | 10:36 | 9.21      | 8.42 | 29.62     | 26.07     | 3.11                      | 14        |
| B4       | 20211129        | Sunny   | Moderate      | Mid-Ebb | Bottom      | 3.3       | 10:36 | 9.08      | 8.46 | 29.86     | 26.22     | 2.94                      | 13        |
| C1A      | 20211129        | Sunny   | Moderate      | Mid-Ebb | Surface     | 1         | 08:25 | 8.66      | 8.19 | 29.61     | 26.34     | 4.89                      | 8         |
| C1A      | 20211129        | Sunny   | Moderate      | Mid-Ebb | Surface     | 1         | 08:25 | 8.72      | 8.19 | 29.47     | 26.32     | 4.91                      | 8         |
| C1A      | 20211129        | Sunny   | Moderate      | Mid-Ebb | Middle      | 5.4       | 08:24 | 8.9       | 8.21 | 31.1      | 26.4      | 4.9                       | 10        |
| C1A      | 20211129        | Sunny   | Moderate      | Mid-Ebb | Middle      | 5.4       | 08:24 | 9.15      | 8.21 | 30.97     | 26.26     | 4.55                      | 10        |
| C1A      | 20211129        | Sunny   | Moderate      | Mid-Ebb | Bottom      | 9.8       | 08:23 | 9.11      | 8.21 | 31.05     | 26.41     | 4.4                       | 10        |
| C1A      | 20211129        | Sunny   | Moderate      | Mid-Ebb | Bottom      | 9.8       | 08:23 | 9.05      | 8.17 | 30.93     | 26.2      | 4.17                      | 8         |
| C2A      | 20211129        | Sunny   | Moderate      | Mid-Ebb | Surface     | 1         | 10:25 | 9.15      | 8.44 | 29.74     | 26.04     | 3.6                       | 10        |
| C2A      | 20211129        | Sunny   | Moderate      | Mid-Ebb | Surface     | 1         | 10:25 | 9.16      | 8.47 | 29.84     | 26.2      | 3.5                       | 9         |
| C2A      | 20211129        | Sunny   | Moderate      | Mid-Ebb | Middle      | 5.85      | 10:24 | 9.09      | 8.42 | 29.81     | 26.03     | 3.55                      | 10        |
| C2A      | 20211129        | Sunny   | Moderate      | Mid-Ebb | Middle      | 5.85      | 10:24 | 9.25      | 8.44 | 29.87     | 26.04     | 3.88                      | 7         |
| C2A      | 20211129        | Sunny   | Moderate      | Mid-Ebb | Bottom      | 10.7      | 10:23 | 8.66      | 8.18 | 29.86     | 26.15     | 3.7                       | 7         |
| C2A      | 20211129        | Sunny   | Moderate      | Mid-Ebb | Bottom      | 10.7      | 10:23 | 8.68      | 8.14 | 29.85     | 26.02     | 4.14                      | 8         |
| CR1      | 20211129        | Sunny   | Moderate      | Mid-Ebb | Surface     | 1         | 10:06 | 8.61      | 8.35 | 30        | 27.07     | 3.35                      | 10        |
| CR1      | 20211129        | Sunny   | Moderate      | Mid-Ebb | Surface     | 1         | 10:06 | 8.37      | 8.41 | 30.01     | 26.85     | 2.8                       | 13        |
| CR1      | 20211129        | Sunny   | Moderate      | Mid-Ebb | Middle      | 6.35      | 10:05 | 8.41      | 8.4  | 30.21     | 27.02     | 2.74                      | 10        |
| CR1      | 20211129        | Sunny   | Moderate      | Mid-Ebb | Middle      | 6.35      | 10:05 | 8.55      | 8.36 | 30.11     | 26.87     | 3.26                      | 11        |
| CR1      | 20211129        | Sunny   | Moderate      | Mid-Ebb | Bottom      | 11.7      | 10:04 | 8.05      | 8.28 | 30.04     | 27.02     | 2.81                      | 8         |
| CR1      | 20211129        | Sunny   | Moderate      | Mid-Ebb | Bottom      | 11.7      | 10:04 | 8.14      | 8.28 | 30.11     | 26.83     | 2.89                      | 11        |
| CR2      | 20211129        | Sunny   | Moderate      | Mid-Ebb | Surface     | 1         | 09:52 | 7.91      | 8.32 | 30.06     | 26.6      | 3.31                      | 10        |
| CR2      | 20211129        | Sunny   | Moderate      | Mid-Ebb | Surface     | 1         | 09:52 | 7.89      | 8.3  | 29.97     | 26.61     | 2.92                      | 13        |
| CR2      | 20211129        | Sunny   | Moderate      | Mid-Ebb | Middle      | 5.45      | 09:51 | 7.99      | 8.29 | 29.97     | 26.62     | 3.39                      | 11        |
| CR2      | 20211129        | Sunny   | Moderate      | Mid-Ebb | Middle      | 5.45      | 09:51 | 8.13      | 8.32 | 30.05     | 26.84     | 3.36                      | 12        |
| CR2      | 20211129        | Sunny   | Moderate      | Mid-Ebb | Bottom      | 9.9       | 09:50 | 8.4       | 8.23 | 30.85     | 26.63     | 2.45                      | 13        |
| CR2      | 20211129        | Sunny   | Moderate      | Mid-Ebb | Bottom      | 9.9       | 09:50 | 8.21      | 8.24 | 30.66     | 26.81     | 2.58                      | 12        |
| F1A      | 20211129        | Sunny   | Moderate      | Mid-Ebb | Surface     | 1         | 10:08 | 8.88      | 8.16 | 29.9      | 26.63     | 2.26                      | 7         |
| F1A      | 20211129        | Sunny   | Moderate      | Mid-Ebb | Surface     | 1         | 10:08 | 8.64      | 8.18 | 29.88     | 26.79     | 2.59                      | 10        |
| F1A      | 20211129        | Sunny   | Moderate      | Mid-Ebb | Middle      | 4.3       | 10:07 | 8.78      | 8.16 | 30.01     | 26.6      | 2.6                       | 7         |
| F1A      | 20211129        | Sunny   | Moderate      | Mid-Ebb | Middle      | 4.3       | 10:07 | 8.69      | 8.17 | 29.94     | 26.59     | 2.54                      | 8         |
| F1A      | 20211129        | Sunny   | Moderate      | Mid-Ebb | Bottom      | 7.6       | 10:06 | 8.38      | 8.41 | 30.19     | 26.66     | 3.27                      | 8         |
| F1A      | 20211129        | Sunny   | Moderate      | Mid-Ebb | Bottom      | 7.6       | 10:06 | 8.56      | 8.37 | 30.21     | 26.7      | 3.02                      | 7         |
| H1       | 20211129        | Sunny   | Moderate      | Mid-Ebb | Surface     | 1         | 09:38 | 8.99      | 8.43 | 30.52     | 26.21     | 3.37                      | 15        |
| H1       | 20211129        | Sunny   | Moderate      | Mid-Ebb | Surface     | 1         | 09:38 | 8.96      | 8.41 | 30.57     | 25.97     | 3.01                      | 15        |
| H1       | 20211129        | Sunny   | Moderate      | Mid-Ebb | Middle      | 4.35      | 09:37 | 9.06      | 8.4  | 30.67     | 26.04     | 2.81                      | 15        |
| H1       | 20211129        | Sunny   | Moderate      | Mid-Ebb | Middle      | 4.35      | 09:37 | 8.96      | 8.43 | 30.61     | 26.13     | 3.21                      | 15        |
| H1       | 20211129        | Sunny   | Moderate      | Mid-Ebb | Bottom      | 7.7       | 09:36 | 9.05      | 8.2  | 31.17     | 26.04     | 4.51                      | 11        |



| Location | Date (YYYYMMDD) | Weather | Sea Condition | Tidal     | Water Level | Depth (m) | Time  | DO (mg/L) | pH   | Sal (ppt) | Temp (°C) | Turbidity (NTU)<br>Note 1 | SS (mg/L) |
|----------|-----------------|---------|---------------|-----------|-------------|-----------|-------|-----------|------|-----------|-----------|---------------------------|-----------|
| H1       | 20211129        | Sunny   | Moderate      | Mid-Ebb   | Bottom      | 7.7       | 09:36 | 9.07      | 8.16 | 31.2      | 26.19     | 3.77                      | 10        |
| M1       | 20211129        | Sunny   | Moderate      | Mid-Ebb   | Surface     | 1         | 09:40 | 8.35      | 8.28 | 30.77     | 26.18     | 2.6                       | 15        |
| M1       | 20211129        | Sunny   | Moderate      | Mid-Ebb   | Surface     | 1         | 09:40 | 8.43      | 8.22 | 30.71     | 26.2      | 2.7                       | 13        |
| M1       | 20211129        | Sunny   | Moderate      | Mid-Ebb   | Middle      | 4.95      | 09:39 | 8.31      | 8.24 | 30.66     | 26.14     | 3.18                      | 34        |
| M1       | 20211129        | Sunny   | Moderate      | Mid-Ebb   | Middle      | 4.95      | 09:39 | 8.33      | 8.27 | 30.87     | 26.32     | 2.88                      | 32        |
| M1       | 20211129        | Sunny   | Moderate      | Mid-Ebb   | Bottom      | 8.9       | 09:38 | 9.07      | 8.43 | 30.62     | 26.09     | 4.31                      | 23        |
| M1       | 20211129        | Sunny   | Moderate      | Mid-Ebb   | Bottom      | 8.9       | 09:38 | 9.05      | 8.43 | 30.56     | 26.29     | 3.82                      | 23        |
| B1       | 20211129        | Sunny   | Moderate      | Mid-Flood | Surface     | 1         | 13:39 | 9.2       | 8.26 | 29.87     | 26.59     | 2.41                      | 10        |
| B1       | 20211129        | Sunny   | Moderate      | Mid-Flood | Surface     | 1         | 13:39 | 9.28      | 8.25 | 30.13     | 26.46     | 2.71                      | 10        |
| B1       | 20211129        | Sunny   | Moderate      | Mid-Flood | Bottom      | 4.2       | 13:38 | 9.32      | 8.26 | 29.83     | 26.49     | 2.66                      | 10        |
| B1       | 20211129        | Sunny   | Moderate      | Mid-Flood | Bottom      | 4.2       | 13:38 | 9.19      | 8.22 | 29.91     | 26.53     | 2.83                      | 10        |
| B2       | 20211129        | Sunny   | Moderate      | Mid-Flood | Surface     | 1         | 13:56 | 7.93      | 8.31 | 29.46     | 27.24     | 2.89                      | 13        |
| B2       | 20211129        | Sunny   | Moderate      | Mid-Flood | Surface     | 1         | 13:56 | 7.91      | 8.29 | 29.53     | 27.13     | 3.29                      | 11        |
| B2       | 20211129        | Sunny   | Moderate      | Mid-Flood | Bottom      | 4         | 13:55 | 8         | 8.31 | 29.49     | 27.14     | 3.61                      | 21        |
| B2       | 20211129        | Sunny   | Moderate      | Mid-Flood | Bottom      | 4         | 13:55 | 8.02      | 8.24 | 29.54     | 27.12     | 3.3                       | 21        |
| B3       | 20211129        | Sunny   | Moderate      | Mid-Flood | Surface     | 1         | 13:25 | 9.29      | 8.15 | 30.68     | 26.6      | 2.75                      | 11        |
| B3       | 20211129        | Sunny   | Moderate      | Mid-Flood | Surface     | 1         | 13:25 | 9.28      | 8.12 | 30.66     | 26.74     | 3.16                      | 11        |
| B3       | 20211129        | Sunny   | Moderate      | Mid-Flood | Bottom      | 3.5       | 13:24 | 9.44      | 8.16 | 30.93     | 26.7      | 3.03                      | 11        |
| B3       | 20211129        | Sunny   | Moderate      | Mid-Flood | Bottom      | 3.5       | 13:24 | 9.46      | 8.11 | 30.84     | 26.7      | 3                         | 13        |
| B4       | 20211129        | Sunny   | Moderate      | Mid-Flood | Surface     | 1         | 13:34 | 9.37      | 8.35 | 29.99     | 26.55     | 2.97                      | 11        |
| B4       | 20211129        | Sunny   | Moderate      | Mid-Flood | Surface     | 1         | 13:34 | 9.54      | 8.32 | 29.76     | 26.54     | 3.4                       | 9         |
| B4       | 20211129        | Sunny   | Moderate      | Mid-Flood | Bottom      | 4.3       | 13:33 | 9.51      | 8.39 | 29.79     | 26.54     | 3.5                       | 15        |
| B4       | 20211129        | Sunny   | Moderate      | Mid-Flood | Bottom      | 4.3       | 13:33 | 9.45      | 8.34 | 29.9      | 26.55     | 3.63                      | 15        |
| C1A      | 20211129        | Sunny   | Moderate      | Mid-Flood | Surface     | 1         | 13:12 | 8.12      | 8.31 | 30.14     | 27.36     | 2.88                      | 21        |
| C1A      | 20211129        | Sunny   | Moderate      | Mid-Flood | Surface     | 1         | 13:12 | 8.22      | 8.33 | 30.16     | 27.27     | 2.81                      | 21        |
| C1A      | 20211129        | Sunny   | Moderate      | Mid-Flood | Middle      | 5.55      | 13:11 | 8.22      | 8.35 | 29.83     | 27.3      | 3.58                      | 18        |
| C1A      | 20211129        | Sunny   | Moderate      | Mid-Flood | Middle      | 5.55      | 13:11 | 8.3       | 8.35 | 30.05     | 27.21     | 2.99                      | 18        |
| C1A      | 20211129        | Sunny   | Moderate      | Mid-Flood | Bottom      | 10.1      | 13:10 | 8.13      | 8.33 | 30.12     | 27.25     | 3.71                      | 11        |
| C1A      | 20211129        | Sunny   | Moderate      | Mid-Flood | Bottom      | 10.1      | 13:10 | 8.22      | 8.37 | 30.05     | 27.22     | 3.9                       | 10        |
| C2A      | 20211129        | Sunny   | Moderate      | Mid-Flood | Surface     | 1         | 13:12 | 8.79      | 8.39 | 29.95     | 26.92     | 2.84                      | 7         |
| C2A      | 20211129        | Sunny   | Moderate      | Mid-Flood | Surface     | 1         | 13:12 | 8.77      | 8.37 | 29.9      | 27.04     | 2.6                       | 10        |
| C2A      | 20211129        | Sunny   | Moderate      | Mid-Flood | Middle      | 5.85      | 13:11 | 8.69      | 8.38 | 30.08     | 26.82     | 3.37                      | 9         |
| C2A      | 20211129        | Sunny   | Moderate      | Mid-Flood | Middle      | 5.85      | 13:11 | 8.79      | 8.36 | 30.2      | 26.93     | 3.2                       | 10        |
| C2A      | 20211129        | Sunny   | Moderate      | Mid-Flood | Bottom      | 10.7      | 13:10 | 8.67      | 8.36 | 29.94     | 26.89     | 3.21                      | 11        |
| C2A      | 20211129        | Sunny   | Moderate      | Mid-Flood | Bottom      | 10.7      | 13:10 | 8.63      | 8.37 | 30.18     | 26.83     | 3.41                      | 8         |
| CR1      | 20211129        | Sunny   | Moderate      | Mid-Flood | Surface     | 1         | 14:55 | 8.19      | 8.13 | 30.53     | 27.1      | 2.73                      | 8         |
| CR1      | 20211129        | Sunny   | Moderate      | Mid-Flood | Surface     | 1         | 14:55 | 8.17      | 8.08 | 30.6      | 27.01     | 3.03                      | 12        |

| Location | Date (YYYYMMDD) | Weather | Sea Condition | Tidal     | Water Level | Depth (m) | Time  | DO (mg/L) | pH   | Sal (ppt) | Temp (°C) | Turbidity (NTU)<br>Note 1 | SS (mg/L) |
|----------|-----------------|---------|---------------|-----------|-------------|-----------|-------|-----------|------|-----------|-----------|---------------------------|-----------|
| CR1      | 20211129        | Sunny   | Moderate      | Mid-Flood | Middle      | 6.45      | 14:54 | 8.07      | 8.15 | 30.73     | 27        | 2.78                      | 10        |
| CR1      | 20211129        | Sunny   | Moderate      | Mid-Flood | Middle      | 6.45      | 14:54 | 8.12      | 8.1  | 30.72     | 27.02     | 3.23                      | 11        |
| CR1      | 20211129        | Sunny   | Moderate      | Mid-Flood | Bottom      | 11.9      | 14:53 | 8.16      | 8.13 | 30.55     | 27.06     | 2.84                      | 12        |
| CR1      | 20211129        | Sunny   | Moderate      | Mid-Flood | Bottom      | 11.9      | 14:53 | 8.1       | 8.15 | 30.54     | 27.1      | 3.07                      | 9         |
| CR2      | 20211129        | Sunny   | Moderate      | Mid-Flood | Surface     | 1         | 14:40 | 8.65      | 8.12 | 30.26     | 26.63     | 2.48                      | 10        |
| CR2      | 20211129        | Sunny   | Moderate      | Mid-Flood | Surface     | 1         | 14:40 | 8.65      | 8.15 | 30.36     | 26.44     | 2.9                       | 9         |
| CR2      | 20211129        | Sunny   | Moderate      | Mid-Flood | Middle      | 5.8       | 14:39 | 8.7       | 8.12 | 30.2      | 26.52     | 2.71                      | 8         |
| CR2      | 20211129        | Sunny   | Moderate      | Mid-Flood | Middle      | 5.8       | 14:39 | 8.79      | 8.15 | 30.28     | 26.6      | 2.54                      | 9         |
| CR2      | 20211129        | Sunny   | Moderate      | Mid-Flood | Bottom      | 10.6      | 14:38 | 8.63      | 8.15 | 30.35     | 26.64     | 3.55                      | 9         |
| CR2      | 20211129        | Sunny   | Moderate      | Mid-Flood | Bottom      | 10.6      | 14:38 | 8.66      | 8.15 | 30.28     | 26.6      | 3.1                       | 12        |
| F1A      | 20211129        | Sunny   | Moderate      | Mid-Flood | Surface     | 1         | 14:06 | 9.11      | 8.21 | 30.59     | 26.96     | 3.33                      | 8         |
| F1A      | 20211129        | Sunny   | Moderate      | Mid-Flood | Surface     | 1         | 14:06 | 9.11      | 8.21 | 30.58     | 26.95     | 3.09                      | 7         |
| F1A      | 20211129        | Sunny   | Moderate      | Mid-Flood | Middle      | 3.95      | 14:05 | 9.18      | 8.23 | 30.6      | 26.78     | 3.81                      | 7         |
| F1A      | 20211129        | Sunny   | Moderate      | Mid-Flood | Middle      | 3.95      | 14:05 | 9.17      | 8.26 | 30.75     | 26.92     | 3.44                      | 8         |
| F1A      | 20211129        | Sunny   | Moderate      | Mid-Flood | Bottom      | 6.9       | 14:04 | 9.15      | 8.25 | 30.73     | 26.86     | 4.4                       | 11        |
| F1A      | 20211129        | Sunny   | Moderate      | Mid-Flood | Bottom      | 6.9       | 14:04 | 9         | 8.24 | 30.54     | 26.98     | 4.02                      | 9         |
| H1       | 20211129        | Sunny   | Moderate      | Mid-Flood | Surface     | 1         | 14:24 | 8.33      | 8.18 | 30.77     | 26.76     | 2.9                       | 16        |
| H1       | 20211129        | Sunny   | Moderate      | Mid-Flood | Surface     | 1         | 14:24 | 8.44      | 8.19 | 30.96     | 26.8      | 2.76                      | 16        |
| H1       | 20211129        | Sunny   | Moderate      | Mid-Flood | Middle      | 4.3       | 14:23 | 8.25      | 8.17 | 30.95     | 26.84     | 2.68                      | 9         |
| H1       | 20211129        | Sunny   | Moderate      | Mid-Flood | Middle      | 4.3       | 14:23 | 8.27      | 8.18 | 30.68     | 26.74     | 2.3                       | 9         |
| H1       | 20211129        | Sunny   | Moderate      | Mid-Flood | Bottom      | 7.6       | 14:22 | 8.41      | 8.2  | 30.72     | 26.87     | 2.68                      | 10        |
| H1       | 20211129        | Sunny   | Moderate      | Mid-Flood | Bottom      | 7.6       | 14:22 | 8.36      | 8.18 | 30.78     | 26.81     | 3.04                      | 12        |
| M1       | 20211129        | Sunny   | Moderate      | Mid-Flood | Surface     | 1         | 14:35 | 9.23      | 8.18 | 30.43     | 26.85     | 2.8                       | 12        |
| M1       | 20211129        | Sunny   | Moderate      | Mid-Flood | Surface     | 1         | 14:35 | 9.22      | 8.15 | 30.17     | 26.92     | 2.81                      | 8         |
| M1       | 20211129        | Sunny   | Moderate      | Mid-Flood | Middle      | 4.35      | 14:34 | 9.14      | 8.14 | 30.4      | 26.84     | 3.48                      | 9         |
| M1       | 20211129        | Sunny   | Moderate      | Mid-Flood | Middle      | 4.35      | 14:34 | 9.11      | 8.19 | 30.31     | 26.8      | 3.1                       | 8         |
| M1       | 20211129        | Sunny   | Moderate      | Mid-Flood | Bottom      | 7.7       | 14:33 | 9.09      | 8.18 | 30.17     | 26.77     | 4.33                      | 11        |
| M1       | 20211129        | Sunny   | Moderate      | Mid-Flood | Bottom      | 7.7       | 14:33 | 9.08      | 8.14 | 30.13     | 26.92     | 4.19                      | 9         |

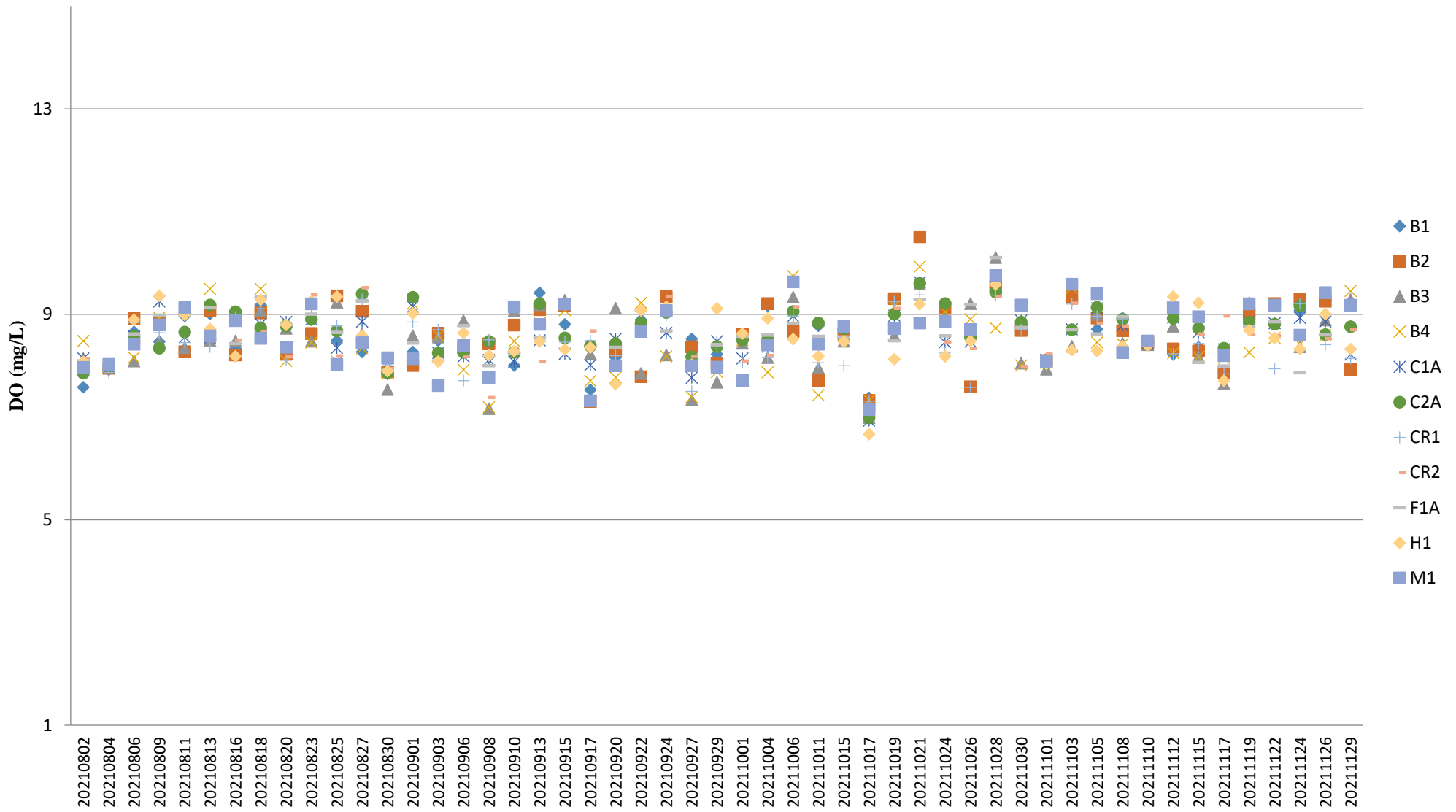
Remark:

Note 1: Measurements of turbidity would be rounding to 0.1 NTU for proven accuracy as per the equipment specs during utilization of data.





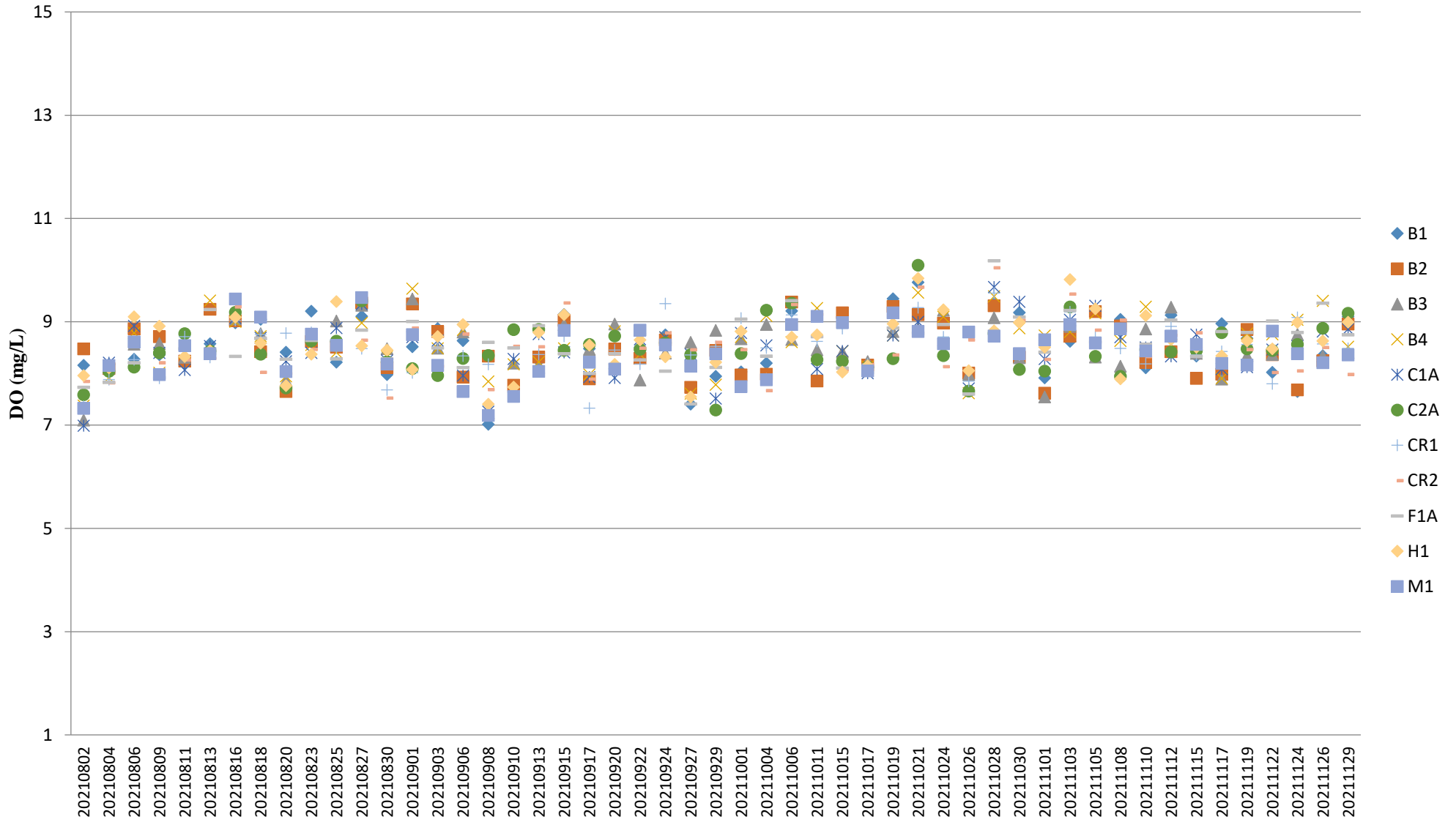
## Dissolved Oxygen (Surface & Middle) during MID-FLOOD



Note:

1. The Action and Limit Level of dissolved oxygen can be referred to **Table 2.8** of the monthly EM&A report.

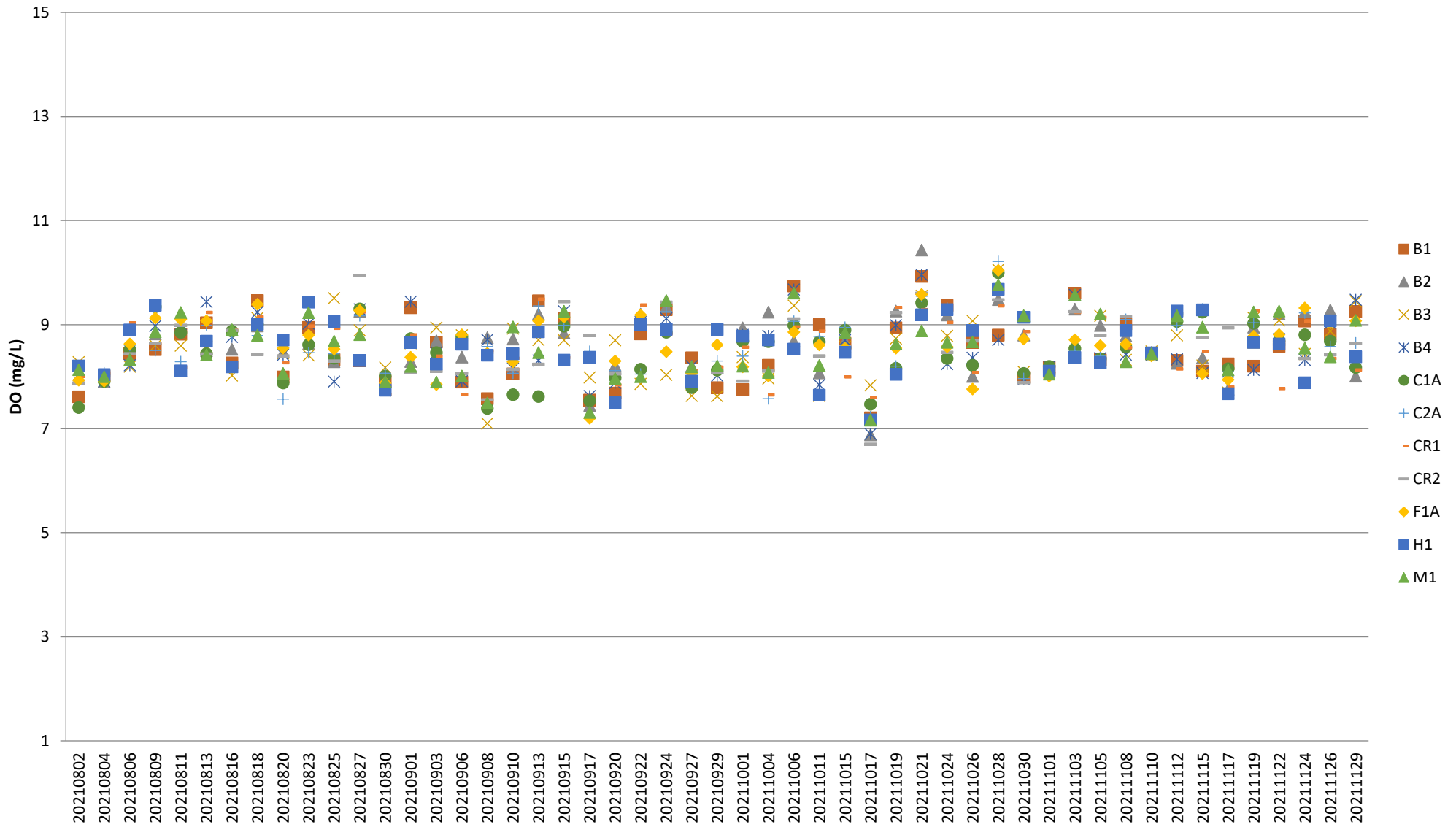
## Dissolved Oxygen (Surface & Middle) during MID-EBB



Note:

1. The Action and Limit Level of dissolved oxygen can be referred to **Table 2.8** of the monthly EM&A report.

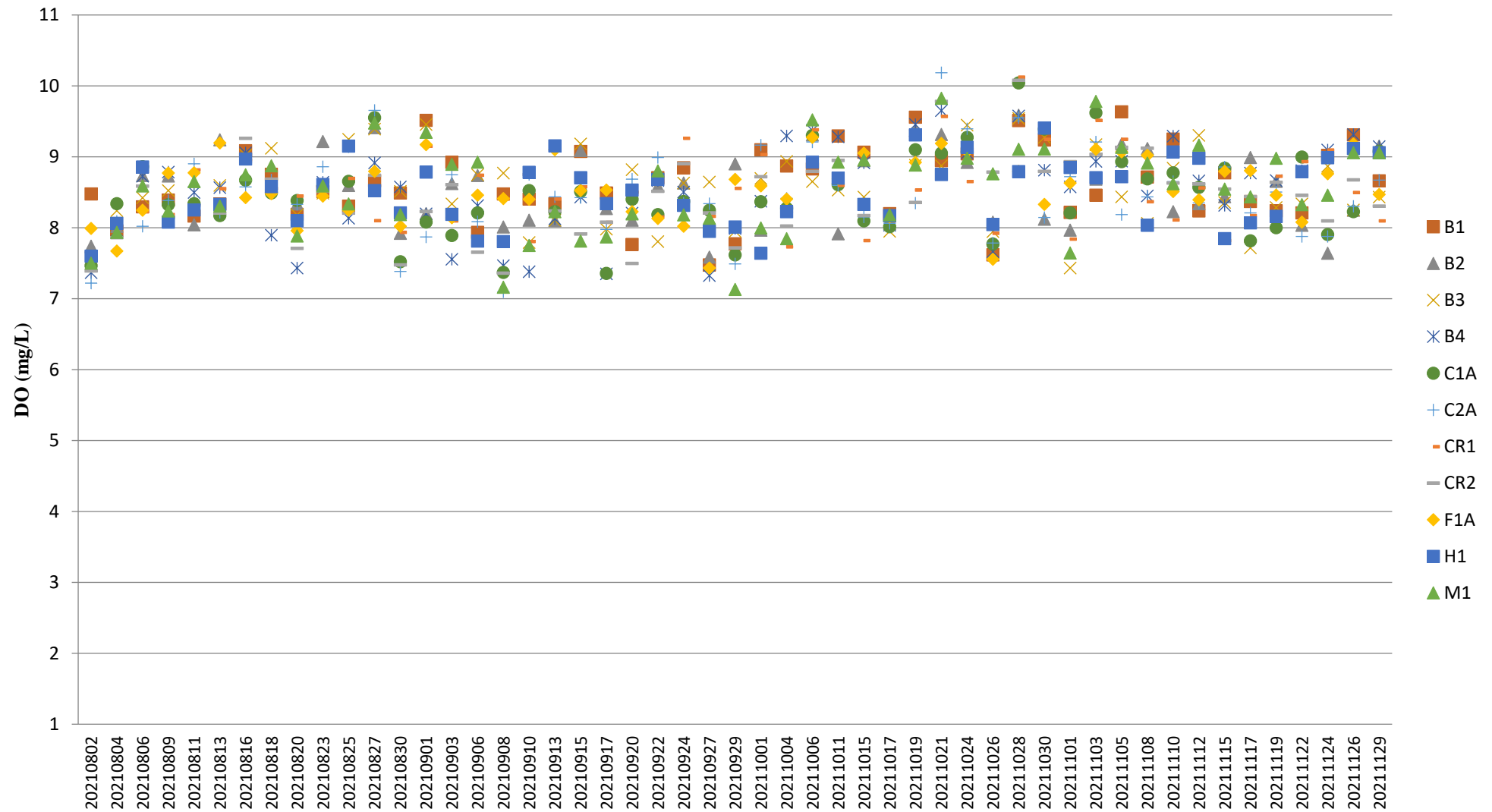
## Dissolved Oxygen (Bottom) during MID-FLOOD



Note:

1. The Action and Limit Level of dissolved oxygen can be referred to **Table 2.8** of the monthly EM&A report.

## Dissolved Oxygen (Bottom) during MID-EBB

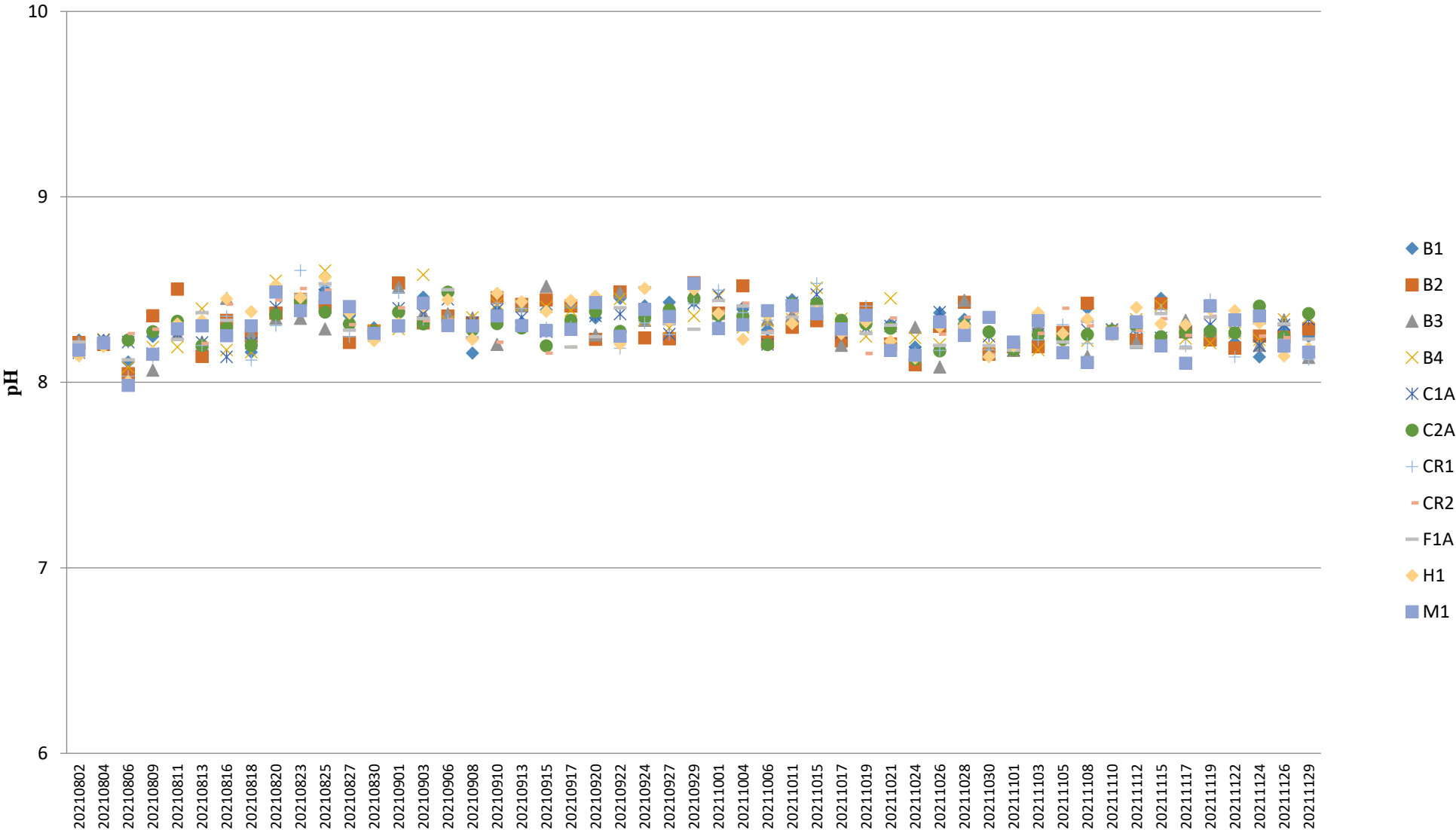


Note:

1. The Action and Limit Level of dissolved oxygen can be referred to **Table 2.8** of the monthly EM&A report.

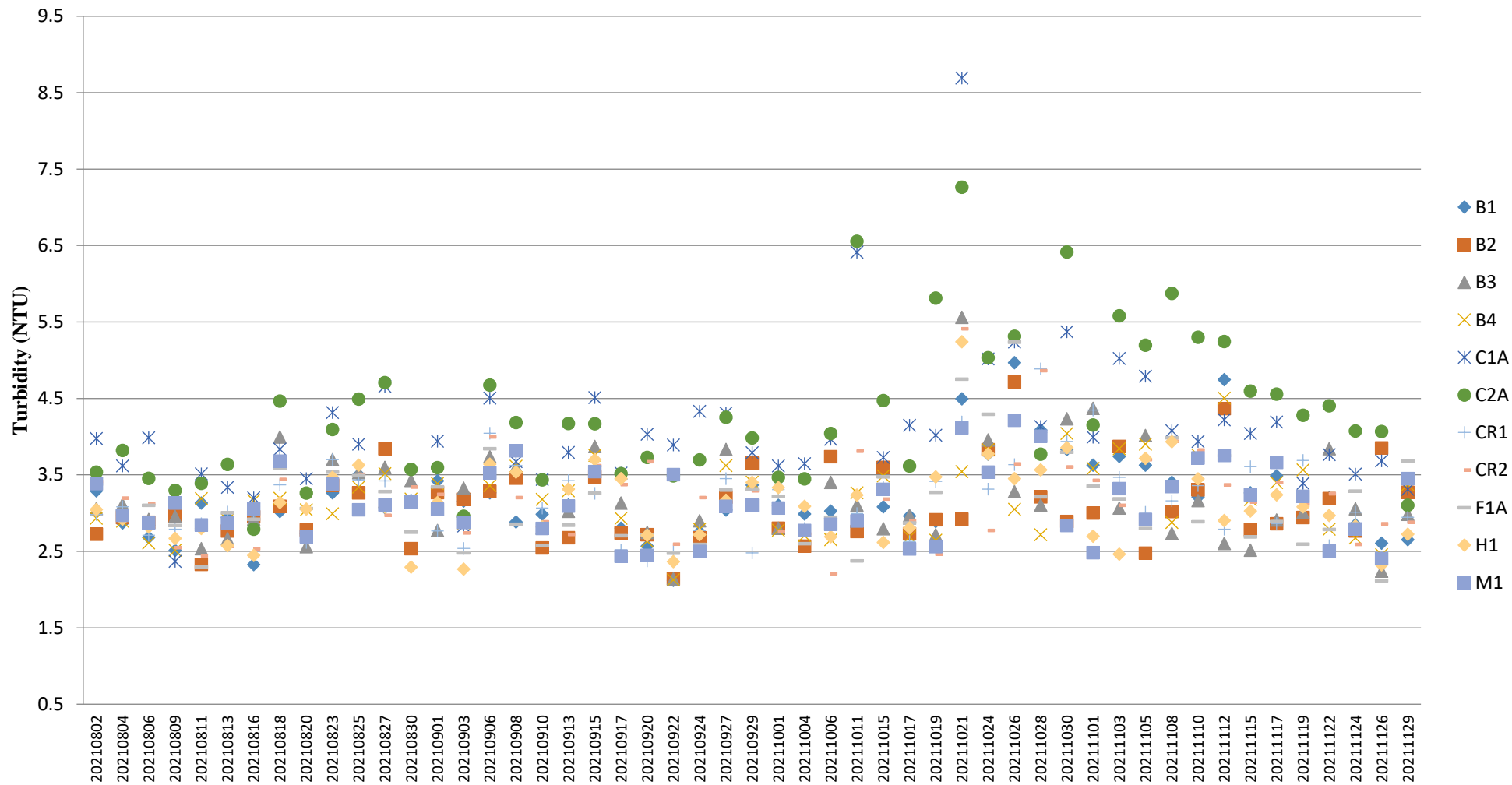


# pH (Depth-averaged) during MID-FLOOD





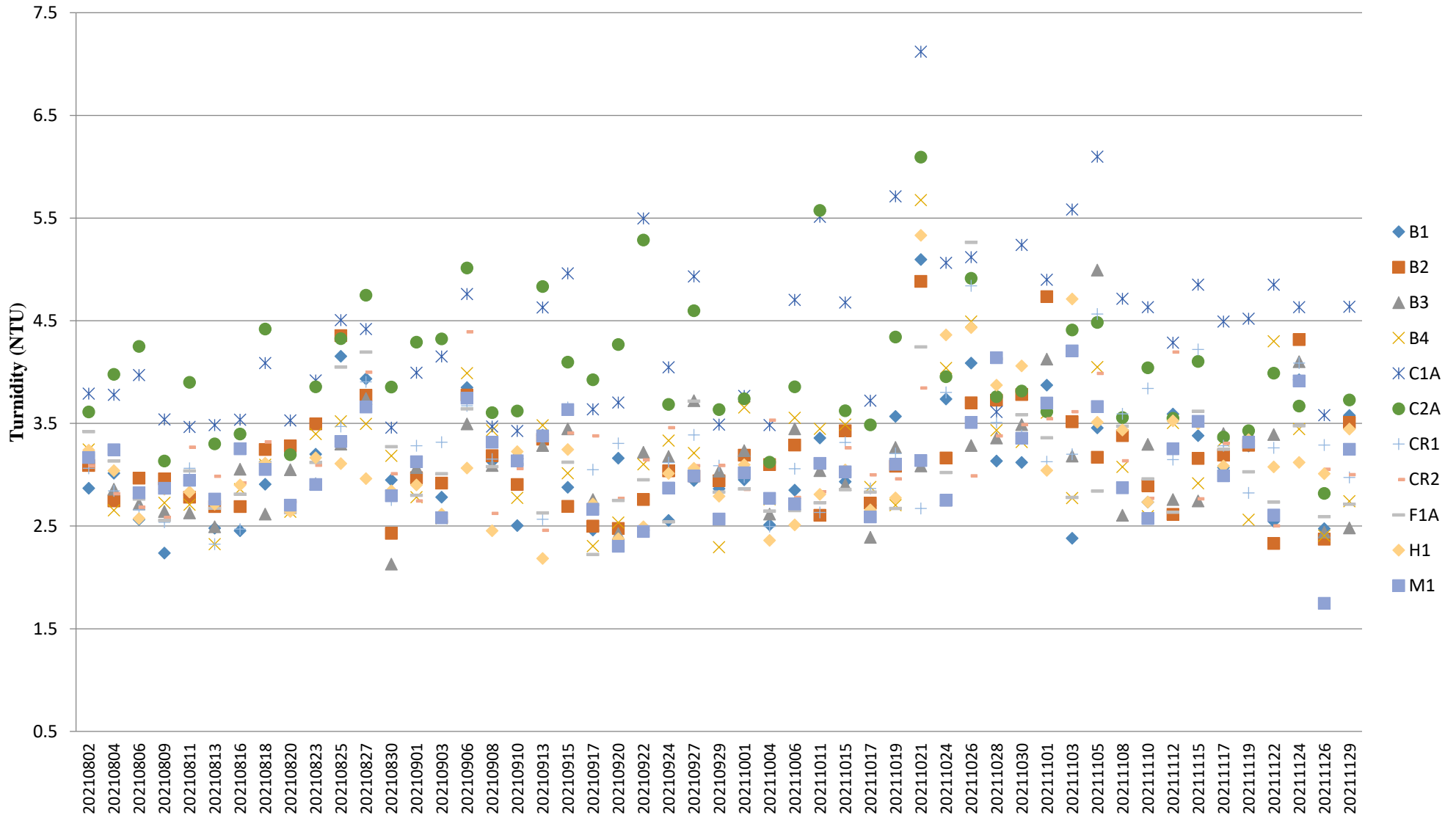
## Turbidity (Depth-averaged) during MID-FLOOD



Note:

1. The Action and Limit Level of turbidity can be referred to **Table 2.8** of the monthly EM&A report.

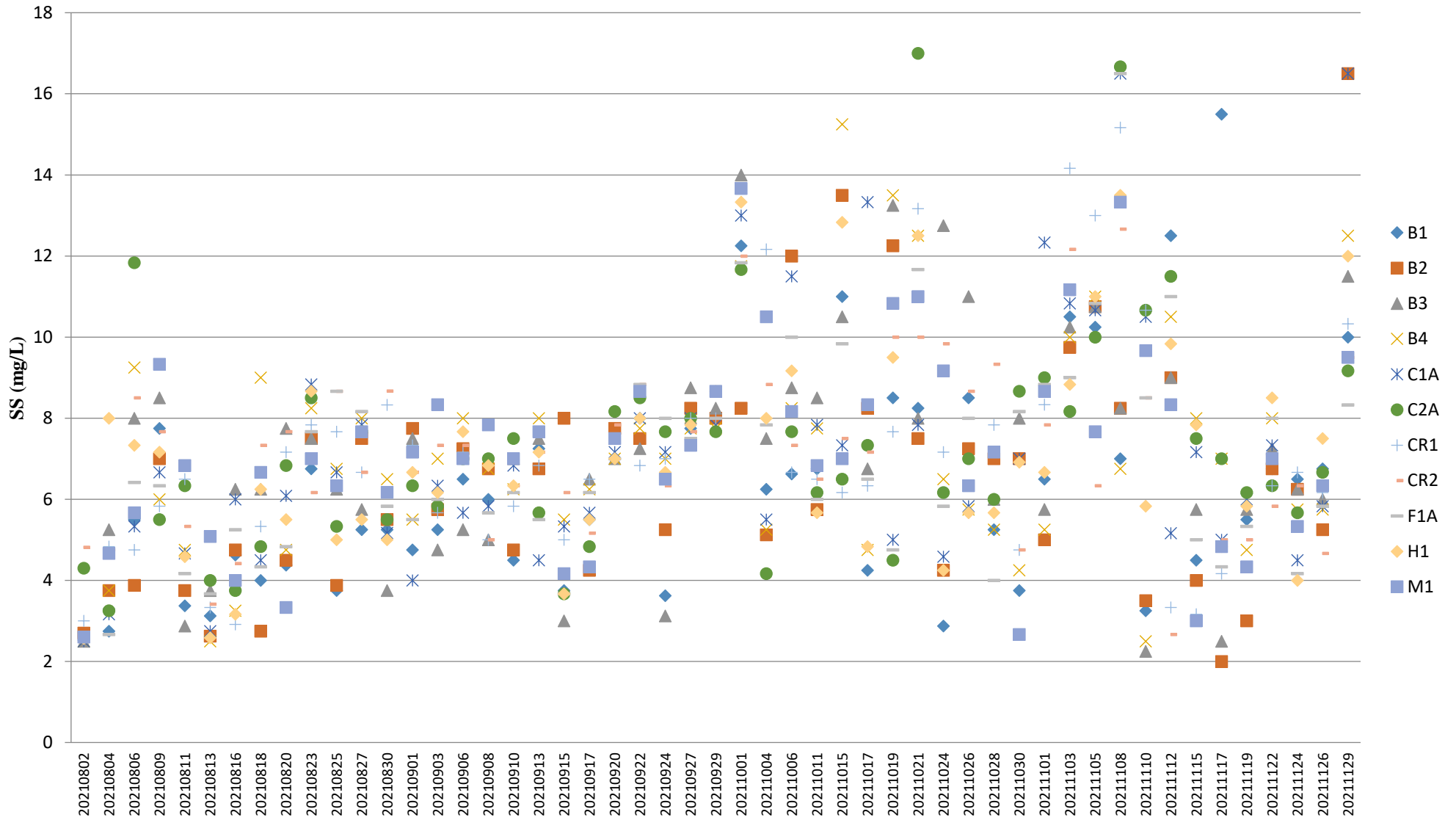
## Turbidity (Depth-averaged) during MID-EBB



Note:

1. The Action and Limit Level of turbidity can be referred to **Table 2.8** of the monthly EM&A report.

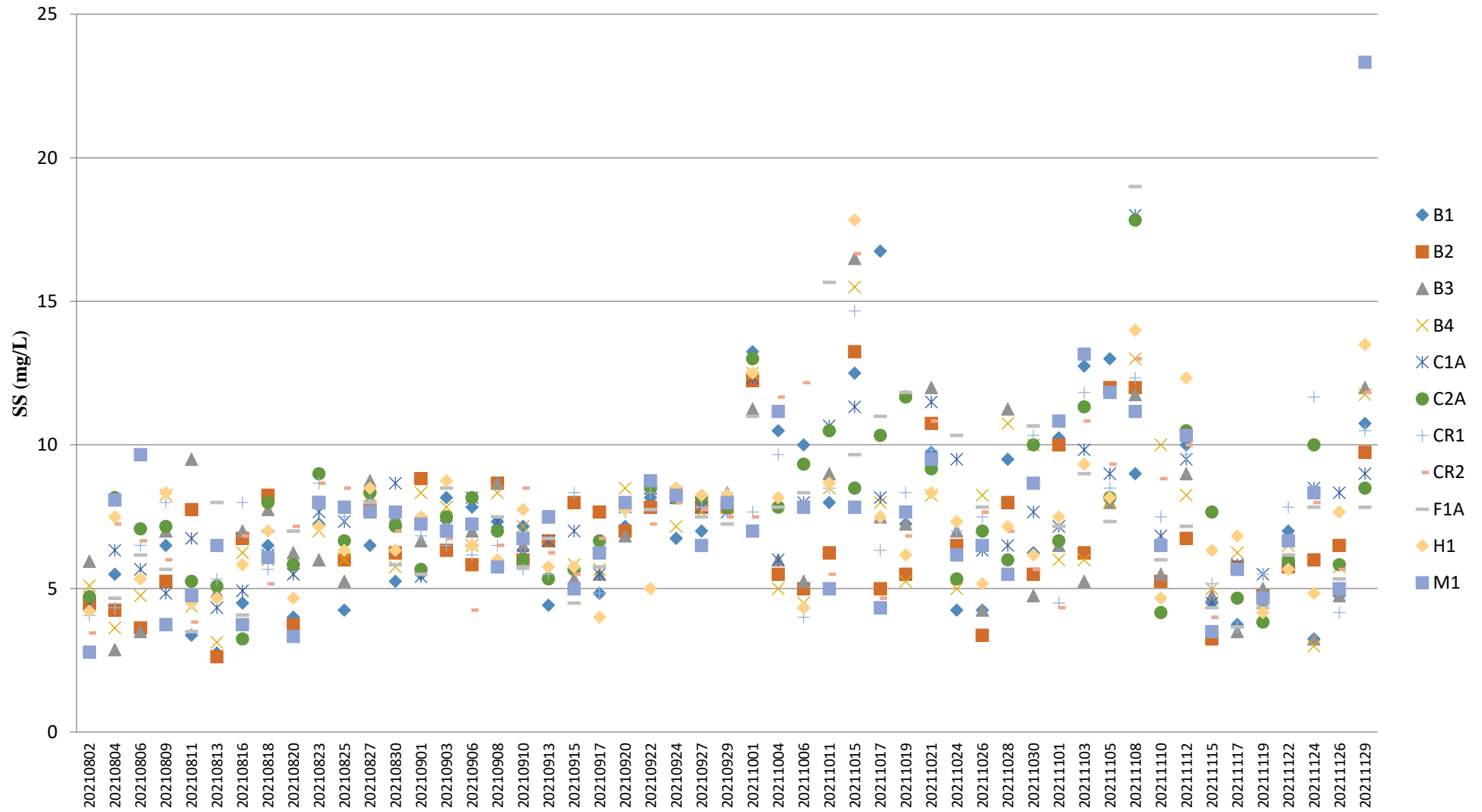
## Suspended Solids (Depth-averaged) during MID-FLOOD



Note:

1. The Action and Limit Level of turbidity can be referred to **Table 2.8** of the monthly EM&A report.

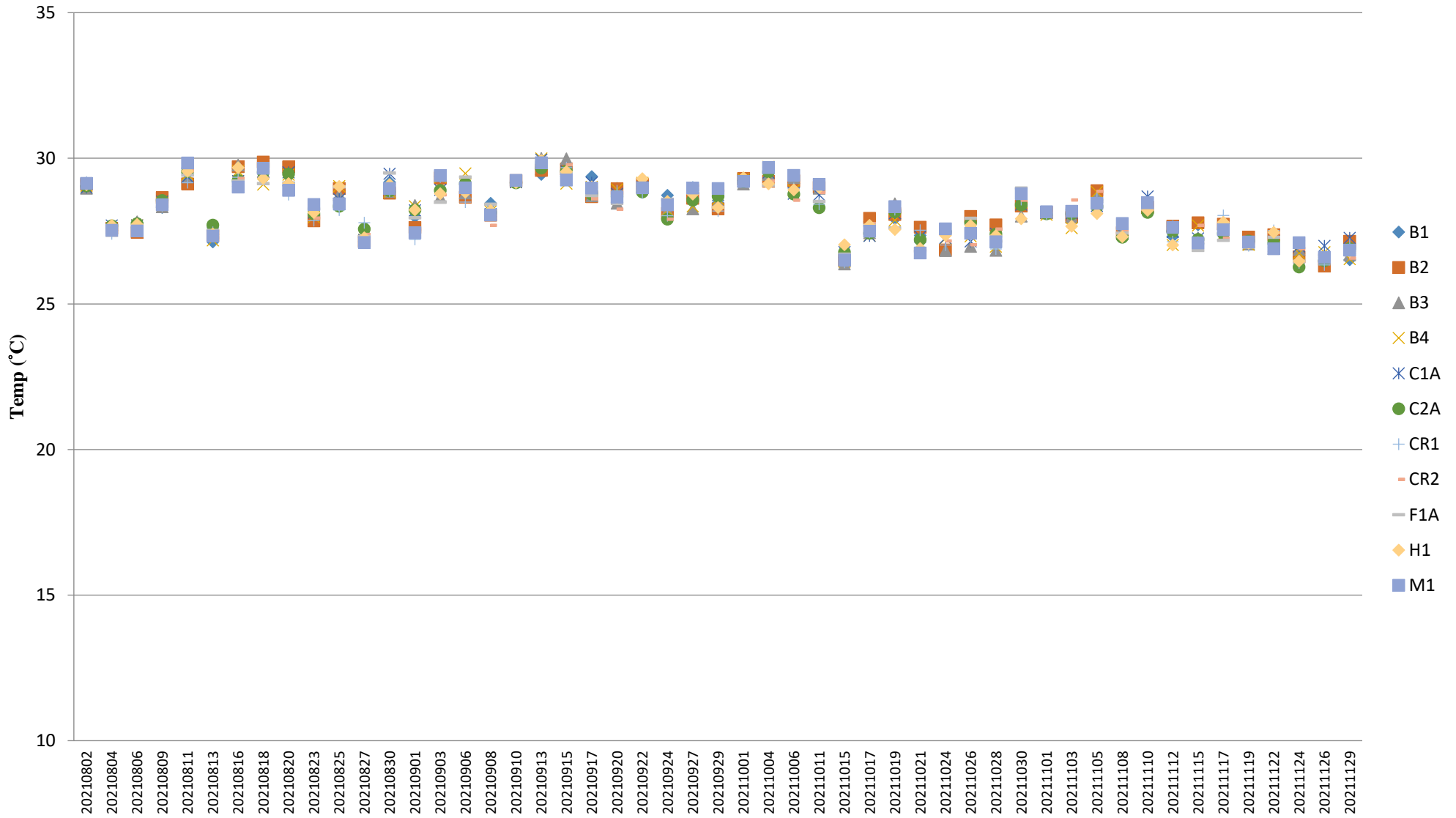
## Suspended Solids (Depth-averaged) during MID-EBB



Note:

1. The Action and Limit Level of turbidity can be referred to **Table 2.8** of the monthly EM&A report

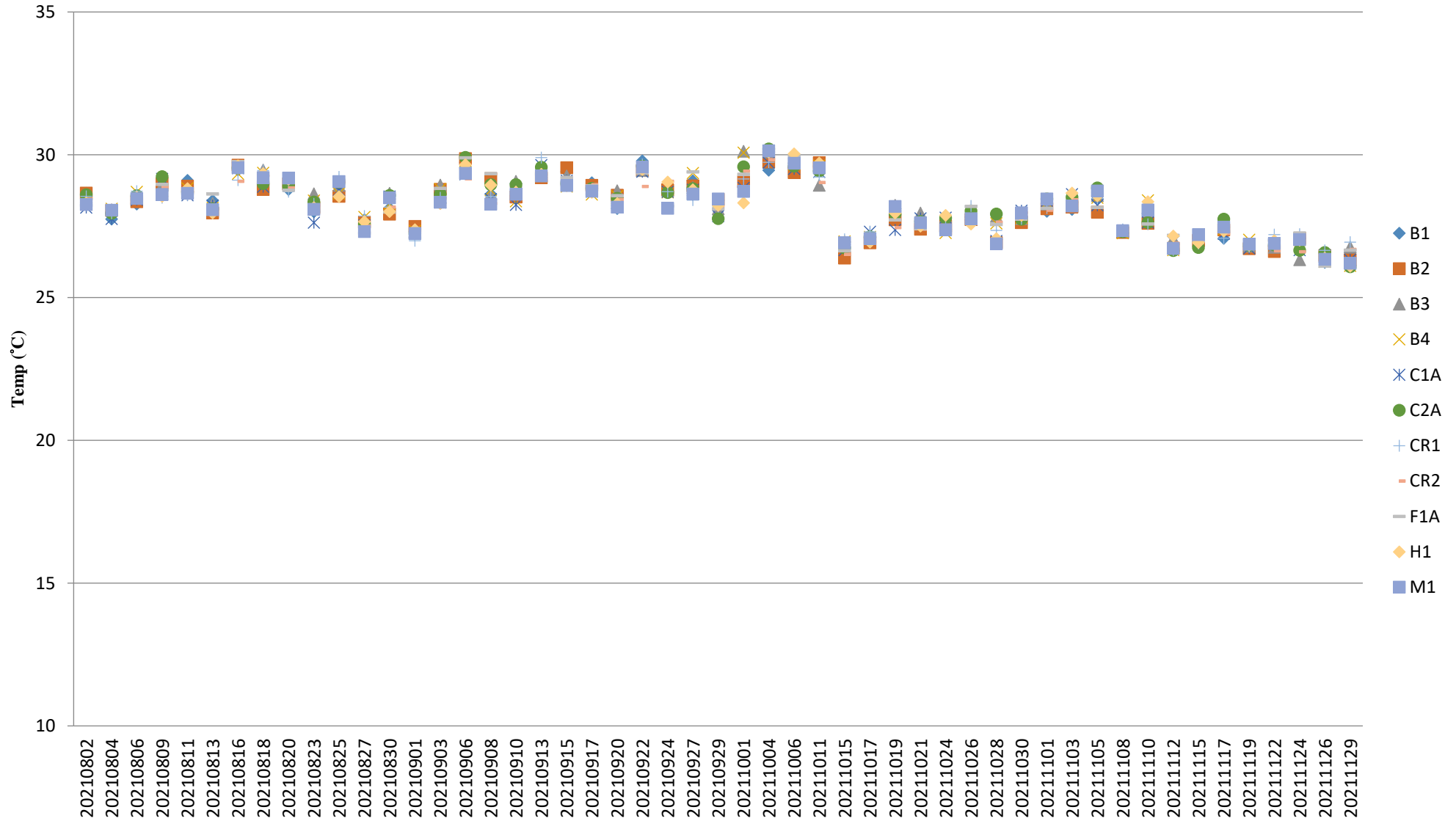
## Temperature (Depth-averaged) during MID-FLOOD



Note:

1. The Action and Limit Level of temperature can be referred to **Table 2.8** of the monthly EM&A report.

## Temperature (Depth-averaged) during MID-EBB



Note:

1. The Action and Limit Level of temperature can be referred to **Table 2.8** of the monthly EM&A report.