












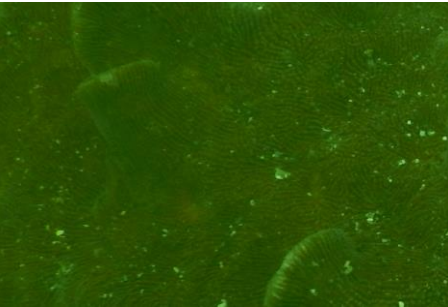








Appendix F Photo Records for Coral Monitoring

Photo Plate for Tagged and Re-tagged Corals at Control Site during the 24th Quarterly Coral Monitoring during Construction Phase on 18 December 2024

Tag #	Baseline (26 June 2018 & 3 December 2018)	18 December 2024
#1	 <p align="center"><i>Goniopora stutchburyi</i></p>	 <p align="center"><i>Goniopora stutchburyi</i></p>
#2R	 <p align="center"><i>Goniopora stutchburyi</i></p>	 <p align="center"><i>Goniopora stutchburyi</i></p>
#3	 <p align="center"><i>Psammocora superficialis</i></p>	 <p align="center"><i>Psammocora superficialis</i></p>
#4	 <p align="center"><i>Turbinaria peltata</i></p>	 <p align="center"><i>Turbinaria peltata</i></p>









Tag #	Baseline (26 June 2018 & 3 December 2018)	18 December 2024
#5R	 <p data-bbox="389 539 639 573"><i>Goniopora stutchburyi</i></p>	 <p data-bbox="1035 539 1286 573"><i>Goniopora stutchburyi</i></p>
#6	 <p data-bbox="405 947 624 981"><i>Cyphastrea serailia</i></p>	 <p data-bbox="1051 972 1270 1005"><i>Cyphastrea serailia</i></p>
#7R	 <p data-bbox="424 1357 604 1391"><i>Coscinaraea</i> sp.</p>	 <p data-bbox="1070 1357 1251 1391"><i>Coscinaraea</i> sp.</p>
#8	 <p data-bbox="389 1765 639 1798"><i>Goniopora stutchburyi</i></p>	 <p data-bbox="1035 1787 1286 1821"><i>Goniopora stutchburyi</i></p>





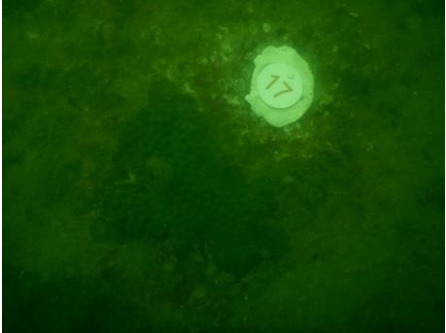


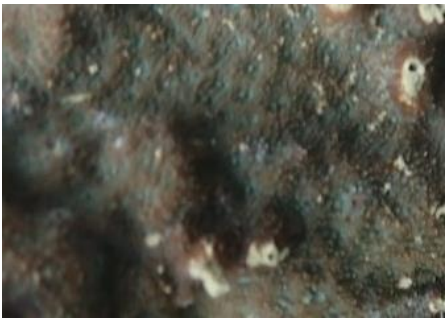


Tag #	Baseline (26 June 2018 & 3 December 2018)	18 December 2024
#9	 <p data-bbox="389 539 638 573"><i>Goniopora stutchburyi</i></p>	 <p data-bbox="1037 539 1286 573"><i>Goniopora stutchburyi</i></p>
#10R	 <p data-bbox="389 947 638 981"><i>Goniopora stutchburyi</i></p>	 <p data-bbox="1037 969 1286 1003"><i>Goniopora stutchburyi</i></p>



Notes:

- i. The re-tagged corals were marked as ##**R**.

Photo Plate for Re-tagged Corals at Indirect Impact during the 24th Quarterly Coral Monitoring during Construction Phase on 18 December 2024

Tag #	Baseline (23 November 2018)	18 December 2024
#11R	 <p align="center"><i>Cyphastrea serailia</i></p>	 <p align="center"><i>Cyphastrea serailia</i></p>
#12R	 <p align="center"><i>Favites chinensis</i></p>	 <p align="center"><i>Favites chinensis</i></p>
#13R	 <p align="center"><i>Turbinaria peltata</i></p>	 <p align="center"><i>Turbinaria peltata</i></p>
#14R	 <p align="center"><i>Favites chinensis</i></p>	 <p align="center"><i>Favites chinensis</i></p>

Tag #	Baseline (23 November 2018)	18 December 2024
#15R	 <p data-bbox="424 539 673 568"><i>Goniopora stutchburyi</i></p>	 <p data-bbox="1059 539 1308 568"><i>Goniopora stutchburyi</i></p>
#16R	 <p data-bbox="405 925 689 954"><i>Psammocora superficialis</i></p>	 <p data-bbox="1040 925 1324 954"><i>Psammocora superficialis</i></p>
#17R	 <p data-bbox="453 1308 641 1337"><i>Favites chinensis</i></p>	 <p data-bbox="1088 1308 1276 1337"><i>Favites chinensis</i></p>
#18R	 <p data-bbox="405 1691 689 1720"><i>Psammocora superficialis</i></p>	 <p data-bbox="1040 1691 1324 1720"><i>Psammocora superficialis</i></p>
#19R	 <p data-bbox="405 2074 689 2103"><i>Psammocora superficialis</i></p>	 <p data-bbox="1040 2074 1324 2103"><i>Psammocora superficialis</i></p>

Tag #	Baseline (23 November 2018)	18 December 2024
#20R	 <p data-bbox="405 562 691 595"><i>Psammocora superficialis</i></p>	 <p data-bbox="1040 589 1326 622"><i>Psammocora superficialis</i></p>

Notes:

- i. The re-tagged corals were marked as ##**R**.