





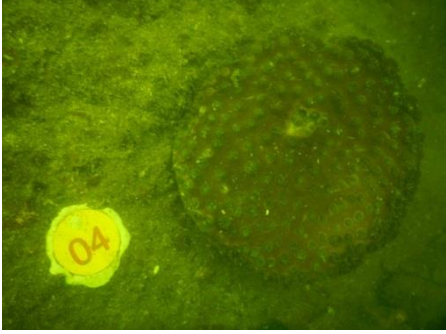



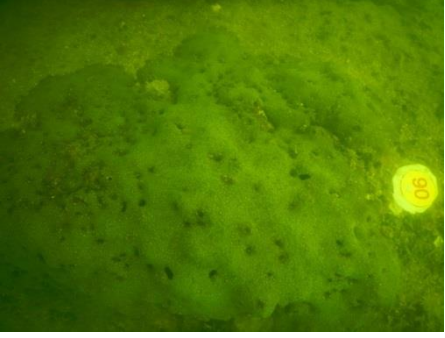











Appendix E Photo Records for Coral Monitoring

Photo Plate for Tagged and Re-tagged Corals at Control Site during the 22nd Quarterly Coral Monitoring during Construction Phase on 28 June 2024

Tag #	Baseline (26 June 2018 & 3 December 2018)	28 June 2024
#1	 <p align="center"><i>Goniopora stutchburyi</i></p>	 <p align="center"><i>Goniopora stutchburyi</i></p>
#2R	 <p align="center"><i>Goniopora stutchburyi</i></p>	 <p align="center"><i>Goniopora stutchburyi</i></p>
#3	 <p align="center"><i>Psammocora superficialis</i></p>	 <p align="center"><i>Psammocora superficialis</i></p>
#4	 <p align="center"><i>Turbinaria peltata</i></p>	 <p align="center"><i>Turbinaria peltata</i></p>


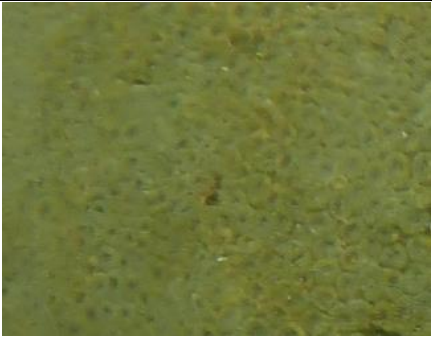





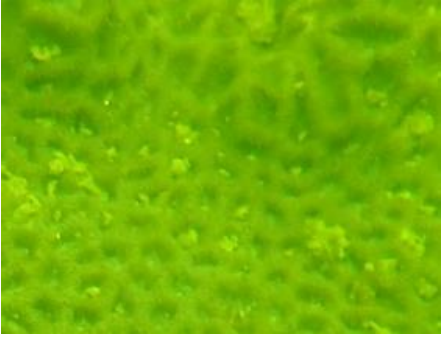
Tag #	Baseline (26 June 2018 & 3 December 2018)	28 June 2024
#5R	 <p data-bbox="389 539 639 573"><i>Goniopora stutchburyi</i></p>	 <p data-bbox="1038 539 1289 573"><i>Goniopora stutchburyi</i></p>
#6	 <p data-bbox="405 925 624 958"><i>Cyphastrea serailia</i></p>	 <p data-bbox="1054 925 1273 958"><i>Cyphastrea serailia</i></p>
#7R	 <p data-bbox="424 1308 604 1341"><i>Coscinaraea</i> sp.</p>	 <p data-bbox="1070 1308 1251 1341"><i>Coscinaraea</i> sp.</p>
#8	 <p data-bbox="389 1693 639 1727"><i>Goniopora stutchburyi</i></p>	 <p data-bbox="1038 1693 1289 1727"><i>Goniopora stutchburyi</i></p>
#9	 <p data-bbox="389 2076 639 2110"><i>Goniopora stutchburyi</i></p>	 <p data-bbox="1038 2076 1289 2110"><i>Goniopora stutchburyi</i></p>








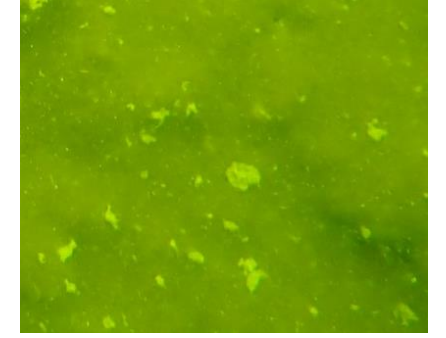

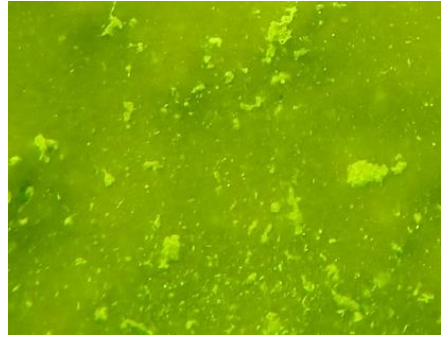
Tag #	Baseline (26 June 2018 & 3 December 2018)	28 June 2024
#10R	 <p data-bbox="389 539 639 573"><i>Goniopora stutchburyi</i></p>	 <p data-bbox="1037 539 1287 573"><i>Goniopora stutchburyi</i></p>


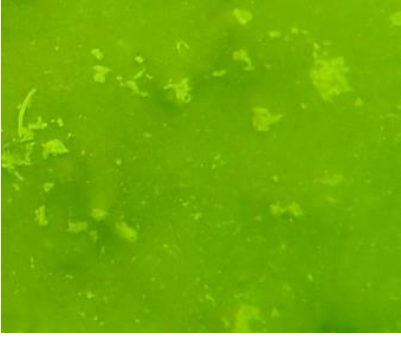
Notes:

- i. The re-tagged corals were marked as ##**R**.

Photo Plate for Re-tagged Corals at Indirect Impact during the 22nd Quarterly Coral Monitoring during Construction Phase on 28 June 2024

Tag #	Baseline (23 November 2018)	28 June 2024
#11R	 <p align="center"><i>Cyphastrea serailia</i></p>	 <p align="center"><i>Cyphastrea serailia</i></p>
#12R	 <p align="center"><i>Favites chinensis</i></p>	 <p align="center"><i>Favites chinensis</i></p>
#13R	 <p align="center"><i>Turbinaria peltata</i></p>	 <p align="center"><i>Turbinaria peltata</i></p>
#14R	 <p align="center"><i>Favites chinensis</i></p>	 <p align="center"><i>Favites chinensis</i></p>

Tag #	Baseline (23 November 2018)	28 June 2024
#15R	 <p data-bbox="424 539 673 573"><i>Goniopora stutchburyi</i></p>	 <p data-bbox="1059 539 1308 573"><i>Goniopora stutchburyi</i></p>
#16R	 <p data-bbox="405 925 692 958"><i>Psammocora superficialis</i></p>	 <p data-bbox="1043 925 1331 958"><i>Psammocora superficialis</i></p>
#17R	 <p data-bbox="453 1308 644 1341"><i>Favites chinensis</i></p>	 <p data-bbox="1091 1308 1283 1341"><i>Favites chinensis</i></p>
#18R	 <p data-bbox="405 1693 692 1727"><i>Psammocora superficialis</i></p>	 <p data-bbox="1043 1693 1331 1727"><i>Psammocora superficialis</i></p>
#19R	 <p data-bbox="405 2076 692 2110"><i>Psammocora superficialis</i></p>	 <p data-bbox="1043 2076 1331 2110"><i>Psammocora superficialis</i></p>

Tag #	Baseline (23 November 2018)	28 June 2024
#20R	 <p data-bbox="405 539 692 571"><i>Psammocora superficialis</i></p>	 <p data-bbox="1043 539 1331 571"><i>Psammocora superficialis</i></p>

Notes:

- i. The re-tagged corals were marked as ##**R**.