



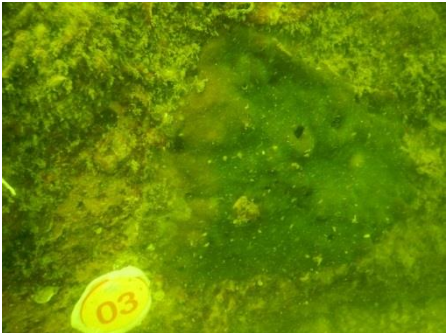





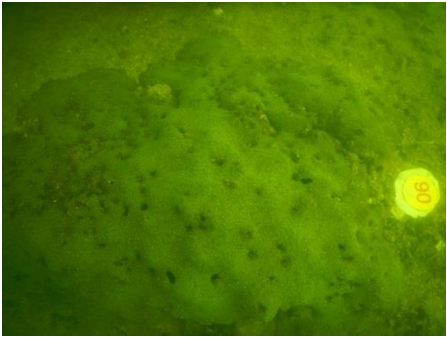







Appendix E Photo Records for Coral Monitoring

Photo Plate for Tagged and Re-tagged Corals at Control Site during the 19th Quarterly Coral Monitoring during Construction Phase on 28 September 2023

Tag #	Baseline (26 June 2018 & 3 December 2018)	28 September 2023
#1	 <p align="center"><i>Goniopora stutchburyi</i></p>	 <p align="center"><i>Goniopora stutchburyi</i></p>
#2R	 <p align="center"><i>Goniopora stutchburyi</i></p>	 <p align="center"><i>Goniopora stutchburyi</i></p>
#3	 <p align="center"><i>Psammocora superficialis</i></p>	 <p align="center"><i>Psammocora superficialis</i></p>
#4	 <p align="center"><i>Turbinaria peltata</i></p>	 <p align="center"><i>Turbinaria peltata</i></p>









Tag #	Baseline (26 June 2018 & 3 December 2018)	28 September 2023
#5R	 <p data-bbox="389 562 639 595"><i>Goniopora stutchburyi</i></p>	 <p data-bbox="1035 584 1286 618"><i>Goniopora stutchburyi</i></p>
#6	 <p data-bbox="405 1016 624 1050"><i>Cyphastrea serailia</i></p>	 <p data-bbox="1051 1066 1270 1099"><i>Cyphastrea serailia</i></p>
#7R	 <p data-bbox="424 1476 604 1509"><i>Coscinaraea</i> sp.</p>	 <p data-bbox="1070 1503 1251 1536"><i>Coscinaraea</i> sp.</p>
#8	 <p data-bbox="389 1935 639 1968"><i>Goniopora stutchburyi</i></p>	 <p data-bbox="1035 1980 1286 2013"><i>Goniopora stutchburyi</i></p>









Tag #	Baseline (26 June 2018 & 3 December 2018)	28 September 2023
#9	 <p data-bbox="389 562 638 595"><i>Goniopora stutchburyi</i></p>	 <p data-bbox="1034 589 1283 622"><i>Goniopora stutchburyi</i></p>
#10R	 <p data-bbox="389 992 638 1025"><i>Goniopora stutchburyi</i></p>	 <p data-bbox="1034 1019 1283 1052"><i>Goniopora stutchburyi</i></p>





Notes:

- i. The re-tagged corals were marked as ##**R**.

Photo Plate for Re-tagged Corals at Indirect Impact during the 19th Quarterly Coral Monitoring during Construction Phase on 28 September 2023

Tag #	Baseline (23 November 2018)	28 September 2023
#11R	 <p align="center"><i>Cyphastrea serailia</i></p>	 <p align="center"><i>Cyphastrea serailia</i></p>
#12R	 <p align="center"><i>Favites chinensis</i></p>	 <p align="center"><i>Favites chinensis</i></p>
#13R	 <p align="center"><i>Turbinaria peltata</i></p>	 <p align="center"><i>Turbinaria peltata</i></p>
#14R	 <p align="center"><i>Favites chinensis</i></p>	 <p align="center"><i>Favites chinensis</i></p>

Tag #	Baseline (23 November 2018)	28 September 2023
#15R	 <p data-bbox="424 562 673 595"><i>Goniopora stutchburyi</i></p>	 <p data-bbox="1059 584 1308 618"><i>Goniopora stutchburyi</i></p>
#16R	 <p data-bbox="405 1041 689 1075"><i>Psammocora superficialis</i></p>	 <p data-bbox="1040 1113 1323 1146"><i>Psammocora superficialis</i></p>
#17R	 <p data-bbox="453 1525 641 1559"><i>Favites chinensis</i></p>	 <p data-bbox="1088 1547 1276 1581"><i>Favites chinensis</i></p>
#18R	 <p data-bbox="405 1955 689 1989"><i>Psammocora superficialis</i></p>	 <p data-bbox="1040 1977 1323 2011"><i>Psammocora superficialis</i></p>

Tag #	Baseline (23 November 2018)	28 September 2023
#19R	 <p data-bbox="405 562 692 595"><i>Psammocora superficialis</i></p>	 <p data-bbox="1038 589 1326 622"><i>Psammocora superficialis</i></p>
#20R	 <p data-bbox="405 1016 692 1050"><i>Psammocora superficialis</i></p>	 <p data-bbox="1038 1066 1326 1099"><i>Psammocora superficialis</i></p>

Notes:

- i. The re-tagged corals were marked as ##**R**.