





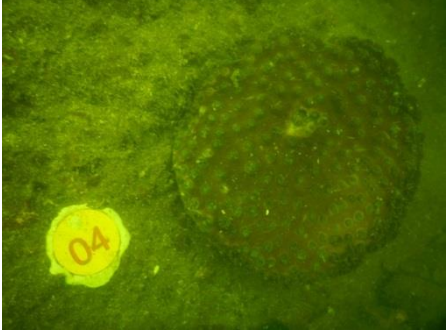
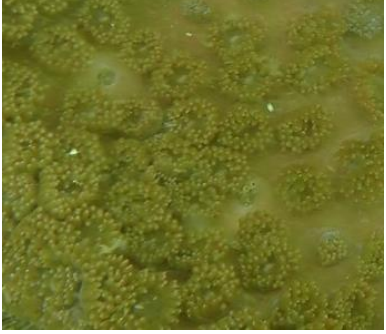


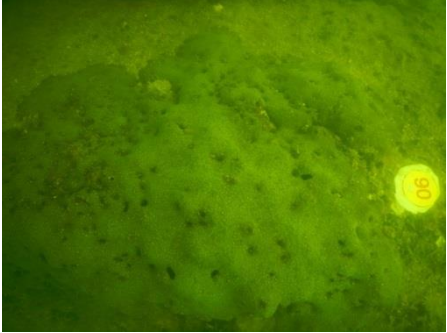











## Appendix F Photo Records for Coral Monitoring

**Photo Plate for Tagged and Re-tagged Corals at Control Site during the 15<sup>th</sup> Quarterly Coral Monitoring during Construction Phase on 30 September 2022**

Tag #	Baseline (26 June 2018 & 3 December 2018)	30 September 2022
#1	 <p align="center"><i>Goniopora stutchburyi</i></p>	 <p align="center"><i>Goniopora stutchburyi</i></p>
#2R	 <p align="center"><i>Goniopora stutchburyi</i></p>	 <p align="center"><i>Goniopora stutchburyi</i></p>
#3	 <p align="center"><i>Psammocora superficialis</i></p>	 <p align="center"><i>Psammocora superficialis</i></p>
#4	 <p align="center"><i>Turbinaria peltata</i></p>	 <p align="center"><i>Turbinaria peltata</i></p>


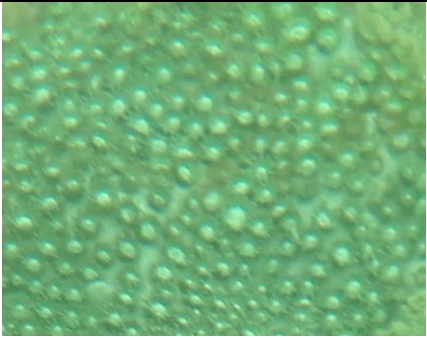






Tag #	Baseline (26 June 2018 & 3 December 2018)	30 September 2022
#5R	 <p data-bbox="389 539 639 568"><i>Goniopora stutchburyi</i></p>	 <p data-bbox="1035 539 1286 568"><i>Goniopora stutchburyi</i></p>
#6	 <p data-bbox="405 925 624 954"><i>Cyphastrea serailia</i></p>	 <p data-bbox="1051 925 1270 954"><i>Cyphastrea serailia</i></p>
#7R	 <p data-bbox="424 1308 604 1337"><i>Coscinaraea</i> sp.</p>	 <p data-bbox="1070 1308 1251 1337"><i>Coscinaraea</i> sp.</p>
#8	 <p data-bbox="389 1693 639 1722"><i>Goniopora stutchburyi</i></p>	 <p data-bbox="1035 1693 1286 1722"><i>Goniopora stutchburyi</i></p>
#9	 <p data-bbox="389 2076 639 2105"><i>Goniopora stutchburyi</i></p>	 <p data-bbox="1035 2076 1286 2105"><i>Goniopora stutchburyi</i></p>








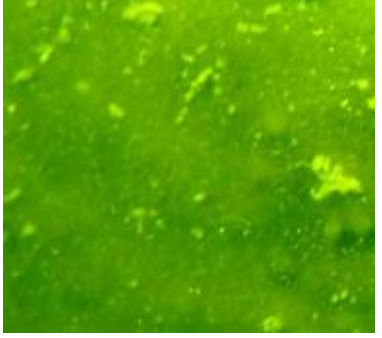

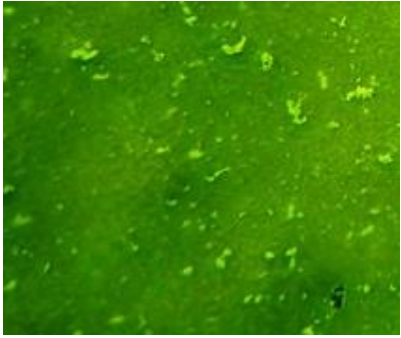
Tag #	Baseline (26 June 2018 & 3 December 2018)	30 September 2022
#10R	 <p data-bbox="389 539 639 568"><i>Goniopora stutchburyi</i></p>	 <p data-bbox="1035 539 1286 568"><i>Goniopora stutchburyi</i></p>



Notes:

- i. The re-tagged corals were marked as ##**R**.

**Photo Plate for Re-tagged Corals at Indirect Impact during the 14<sup>th</sup> Quarterly Coral Monitoring during Construction Phase on 22 June 2022**

Tag #	Baseline (23 November 2018)	22 June 2022
#11R	 <p align="center"><i>Cyphastrea serailia</i></p>	 <p align="center"><i>Cyphastrea serailia</i></p>
#12R	 <p align="center"><i>Favites chinensis</i></p>	 <p align="center"><i>Favites chinensis</i></p>
#13R	 <p align="center"><i>Turbinaria peltata</i></p>	 <p align="center"><i>Turbinaria peltata</i></p>
#14R	 <p align="center"><i>Favites chinensis</i></p>	 <p align="center"><i>Favites chinensis</i></p>

Tag #	Baseline (23 November 2018)	22 June 2022
#15R	 <p data-bbox="424 539 673 573"><i>Goniopora stutchburyi</i></p>	 <p data-bbox="1059 539 1308 573"><i>Goniopora stutchburyi</i></p>
#16R	 <p data-bbox="405 925 689 958"><i>Psammocora superficialis</i></p>	 <p data-bbox="1043 925 1327 958"><i>Psammocora superficialis</i></p>
#17R	 <p data-bbox="453 1308 641 1341"><i>Favites chinensis</i></p>	 <p data-bbox="1091 1308 1279 1341"><i>Favites chinensis</i></p>
#18R	 <p data-bbox="405 1693 689 1727"><i>Psammocora superficialis</i></p>	 <p data-bbox="1043 1693 1327 1727"><i>Psammocora superficialis</i></p>
#19R	 <p data-bbox="405 2076 689 2110"><i>Psammocora superficialis</i></p>	 <p data-bbox="1043 2076 1327 2110"><i>Psammocora superficialis</i></p>

Tag #	Baseline (23 November 2018)	22 June 2022
#20R	 <p data-bbox="405 539 691 573"><i>Psammocora superficialis</i></p>	 <p data-bbox="1043 539 1329 573"><i>Psammocora superficialis</i></p>

Notes:

- i. The re-tagged corals were marked as ##**R**.