Appendix A Master Programme

Activity ID	Activity Name	Original Duration	At Completion Duration	Duration % Complete	Activity % Complete	Remaining Duration	Primary Constraint	Current Start	Current Finish	Late Start	Late Finish	Total Float	M50 Remarks
Project: EP_SP_66_12-WP6D-M50 Programme for Design and Construction Wo		2939	2939	52.09%		1408		22-Nov-17 A	08-Dec-25	07-Dec-21	11-Jun-26	185	
WBS: EP_SP_66_12-WP6D-M50.01 Key Dates		2939	2939	67.4%		958		22-Nov-17 A	08-Dec-25	31-Jan-22	11-Jun-26	185	
WBS: EP_SP_66_12-WP6D-M50.01.1 Contractual Key Dates		2815	2815	86.68%		375		22-Nov-17 A	06-Aug-25	31-Jan-22	06-Aug-25	0	
WBS: EP_SP_66_12-WP6D-M50.01.1.1 Design and Construction Phase		2759	2759	88.44%		319		22-Nov-17 A	11-Jun-25	31-Jan-22	11-Jun-25	0	
01-1000	Contract Award/Date of Acceptance of Tender	0	0	100%	100%	0	Mandatory Start	22-Nov-17 A		31-Jan-22			
01-1010	Date of Commencement of the Design and the Works	0	0	100%	100%	0	Mandatory Start	15-Dec-17 A		31-Jan-22			
01-1015(3)(M12)	Original Substantial Completion of the Works	0	0	0%	0%	0	Mandatory Finish		27-Jul-24*		27-Jul-24	0	
01-1020	Extended Substantial Completion of The Works	0	0	0%	0%	0	Mandatory Finish		11-Jun-25*		11-Jun-25	0	
WBS: EP_SP_66_12-WP6D-M50.01.1.3 Extension of Time Granted		319	319	0%		319		27-Jul-24	11-Jun-25	27-Jul-24	11-Jun-25	0	
01-1015-1(3)(M12)	Extension of time granted (Claim No.1 to No.72) *Claim No.9 excluded	319	319	0%	0%	319		27-Jul-24	11-Jun-25	27-Jul-24	11-Jun-25	0	
WBS: EP_SP_66_12-WP6D-M50.01.1.2 Operation Phase		56	56	0%		56		12-Jun-25	06-Aug-25	12-Jun-25	06-Aug-25	0	
01-1030	Commencement of Operation	0	0	0%	0%	0		12-Jun-25		12-Jun-25		0	
01-1230	Issue Certificate of Completion of the Works (56 days after Substantial Cc	0	0	0%	0%	0	Finish On		06-Aug-25*		06-Aug-25	0	
WBS: EP_SP_66_12-WP6D-M50.01.2 Planned Completion Dates		831	831	0%		831		30-Aug-23	08-Dec-25	30-Sep-23	08-Dec-25	0	
01-1030(5a)	Grid Connection Agreement (GCA)	0	0	0%	0%	0	As Late As Possible		31-Oct-23		31-Oct-23	0	
01-1040	Incoming Power Energization to IWMF Substation	0	0	0%	0%	0	Finish On		31-Oct-24*		30-Oct-24	0	
01-1050	Export Power to Grid	0	0	0%	0%	0	Finish On or After		31-Oct-24*		17-Jan-25	79	
01-1060	Issuance of FS Certificate	0	0	0%	0%	0			30-Sep-24		11-Dec-24	72	
01-1070	Completion of Civil Provision for Transmission	0	0	0%	0%	0	Finish On or Before		30-Aug-23*		30-Sep-23	31	
01-1080	Commencement of C1.3.4.11 System Commissioning Test	0	0	0%	0%	0		05-Feb-25		12-Dec-24		-55	
01-1090	Completion of C1.3.4.11 System Commission Test	0	0	0%	0%	0			27-Feb-25		03-Jan-25	-55	
01-1100	Physical Completion of 90 Days Plant Commissioning Test Works	0	0	0%	0%	0			11-Jun-25		21-May-25	-21	
01-1110(3)(M15)	Planned Substantial Completion of the Works	0	0	0%	0%	0			05-Aug-25		11-Jun-25	-55	
01-1110-1(5a)	Completion of 180 Days for Installation, T&C of CCTV System and Onshor	0	0	0%	0%	0	Finish On or Before		08-Dec-25*		08-Dec-25	0	
WBS: EP_SP_66_12-WP6D-M50.01.3 Dates of Site Pocessions		2736	2735	71.56%		778		15-Dec-17 A	12-Jun-25	12-Feb-22	11-Jun-26	365	
01-1120	Possession of Portion 1	0	0	100%	100%	0			15-Dec-17		12-Feb-22		
01-1130	Possession of Portion 1A	0	0	100%	100%	0			15-Dec-17		12-Feb-22		
01-1140	Possession of Portion 1B	0	0	100%	100%	0			15-Dec-17		12-Feb-22		
01-1150	Possession of Portion 2	0	0	0%	0%	0		12-Jun-25		12-Jun-25		0	
01-1160	Possession of Portion 3	0	0	0%	0%	0	As Late As Possible		25-Apr-23		09-May-23	14	
01-1170	Possession of Portion 4	0	0	0%	0%	0	As Late As Possible		25-Apr-23		09-May-23	14	
01-1180	Possession of Portion 5	0	0	0%	0%	0	As Late As Possible		25-Apr-23		09-May-23	14	
01-1190	Possession of Portion 6	0	0	0%	0%	0	Start On or After	01-Dec-24*		12-Dec-24		11	
01-1200	Possession of Portion 7	0	0	100%	100%	0	Finish On or Before		05-Jan-18		11-Jun-25		
01-1210	Possession of Portion 7A	0	0	100%	100%	0	Finish On or Before		07-Dec-18		11-Jun-25		
01-1210(5a)	Possession of Portion 8	0	0	100%	100%	0		29-Apr-20 A		11-Jun-26			
WBS: EP_SP_66_12-WP6D-M50.03 Licence/Permit Applications		2120	2255	42.08%		1228		10-Apr-19 A	11-Jun-25	31-Jan-22	11-Jun-25	0	
WBS: EP_SP_66_12-WP6D-M50.03.1 License/Permit for Construction		2120	2141	42.08%		1228		02-Aug-19 A	11-Jun-25	31-Jan-22	11-Jun-25	0	
03-1360(2)	CNP for 24Hrs	2120	2141	42.08%	42.08%	1228		02-Aug-19 A	11-Jun-25	31-Jan-22	11-Jun-25	0	
03-1370_1(M34)	Landscape and Visual Plan	180	708	58.33%	58.33%	75		08-May-20 A	15-Apr-22	22-Feb-22	07-May-22	22	
WBS: EP_SP_66_12-WP6D-M50.03.2 DG Licence		30	30	0%		30		03-Apr-22	02-May-22	19-Apr-22	18-May-22	16	
WBS: EP_SP_66_12-WP6D-M50.03.2.1 Day Tank & Fuel Oil Storage (Cat 5)		30	30	0%		30		03-Apr-22	02-May-22	19-Apr-22	18-May-22	16	
03-1400	General Building Plans and FSI Provision Design Submission to FSD (Ca	30	30	0%	0%	30		03-Apr-22	02-May-22	19-Apr-22	18-May-22	16	
WBS: EP_SP_66_12-WP6D-M50.03.4 Fire Services Installations (FSI) Certificatie		810	1135	86.67%		108		10-Apr-19 A	18-May-22	11-Mar-22	18-May-22	0	
WBS: EP_SP_66_12-WP6D-M50.03.4.3 Fire Engineering Report		750	1075	93.6%		48		10-Apr-19 A	19-Mar-22	11-Mar-22	19-Mar-22	0	
05-3000	Perparation and Submission of Fire Engineering Report to FSD	550	1036	98.36%	98.36%	9		10-Apr-19 A	08-Feb-22	11-Mar-22	19-Mar-22	39	
05-4450	Approval of Fire Engineering Report by FSD	0	0	0%	0%	0			19-Mar-22		19-Mar-22	0	
WBS: EP_SP_66_12-WP6D-M50.03.4.1 Fire Services Installations Certificate Inspection		60	60	0%		60		20-Mar-22	18-May-22	20-Mar-22	18-May-22	0	
03-1550-1(6D)	Submission of GBP, VAC, SPS, SES and FSI Provision Design	60	60	0%	0%	60		20-Mar-22	18-May-22	20-Mar-22	18-May-22	0	
WBS: EP_SP_66_12-WP6D-M50.04 General Submissions		14	14	0%		14		31-Jan-22	13-Feb-22	23-Apr-22	06-May-22	82	
WBS: EP_SP_66_12-WP6D-M50.04.3 Accommodation Plans		14	14	0%		14		31-Jan-22	13-Feb-22	23-Apr-22	06-May-22	82	
04-1030	Submission of Employer on Island Temporary Accommodation Plan	14	14	0%	0%	14		31-Jan-22	13-Feb-22	23-Apr-22	06-May-22	82	
WBS: EP_SP_66_12-WP6D-M50.05 Design Submissions		1356	1570	85.62%		195		27-Apr-18 A	13-Aug-22	31-Jan-22	26-Aug-22	13	
WBS: EP_SP_66_12-WP6D-M50.05.3 General Building Plan		292	442	79.45%		60		03-Mar-21 A	18-May-22	20-Mar-22	18-May-22	0	
04-1600(M42)	Process Building & Wastewater Treatment Plant	135	320	77.78%	77.78%	30		03-Jun-21 A	18-Apr-22	19-Apr-22	18-May-22	30	
04-1610(M42)	Turbin Hall Building	135	412	77.78%	77.78%	30		03-Mar-21 A	18-Apr-22	19-Apr-22	18-May-22	30	
04-1620(M42)	Compressor & CCCW Building	135	412	77.78%	77.78%	30		03-Mar-21 A	18-Apr-22	19-Apr-22	18-May-22	30	
04-1630(M42)	Chimney	135	412	77.78%	77.78%	30		03-Mar-21 A	18-Apr-22	19-Apr-22	18-May-22	30	
04-1640(M42)	Mechanical Treatment Plant & Water Treatment Plant	135	320	77.78%	77.78%	30		03-Jun-21 A	18-Apr-22	19-Apr-22	18-May-22	30	
04-1650(M42)	Reception Pavilion	135	320	77.78%	77.78%	30		03-Jun-21 A	18-Apr-22	19-Apr-22	18-May-22	30	
04-1660(M42)	Administration Building and Viewing Gallery	135	320	77.78%	77.78%	30		03-Jun-21 A	18-Apr-22	19-Apr-22	18-May-22	30	
04-1670(M42)	Elevated Drive Way and Associated Structures	135	412	77.78%	77.78%	30		03-Mar-21 A	18-Apr-22	19-Apr-22	18-May-22	30	
04-1680(M42)	IWMF Substation	135	412	77.78%	77.78%	30		03-Mar-21 A	18-Apr-22	19-Apr-22	18-May-22	30	
04-1690(M46)	ACC Equipment Structure	30	30	0%	0%	30		20-Mar-22	18-Apr-22	19-Apr-22	18-May-22	30	
04-1700	Vessel Offloading Point	60	60	0%	0%	60		20-Mar-22	18-May-22	20-Mar-22	18-May-22	0	

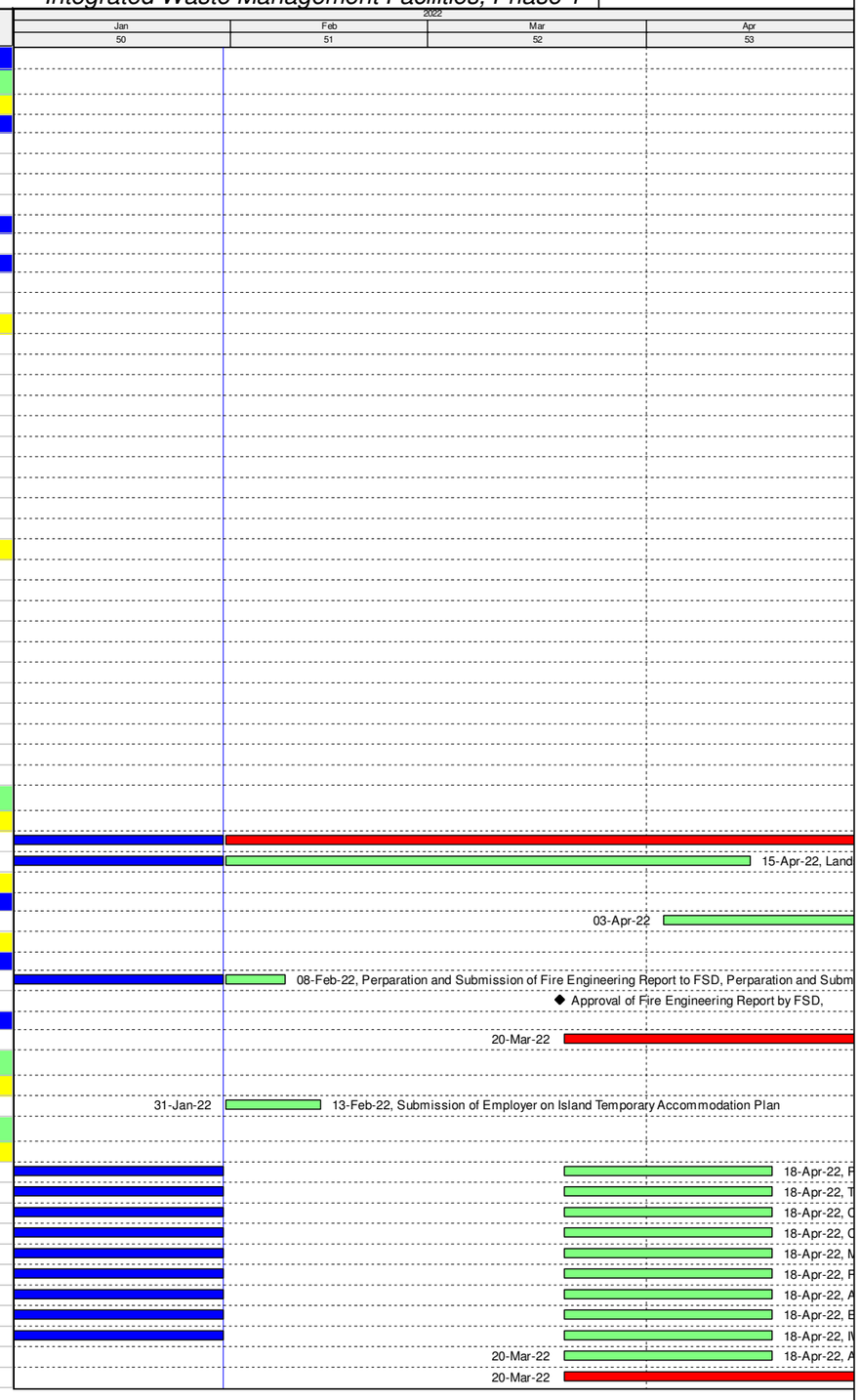

3-Month Rolling Programme (January 2022)

Remaining Work
Actual Work
Critical Remaining Work
Milestone
Actual Milestone
Critical Milestone

Activity ID	Activity Name	Original Duration	At Completion Duration	Duration % Complete	Activity % Complete	Remaining Duration	Primary Constraint	Current Start	Current Finish	Late Start	Late Finish	Total Float	M50 Remarks
04-1710	Vehicle Fuel Filling Station	60	60	0%	0%	60		20-Mar-22	18-May-22	20-Mar-22	18-May-22	0	
04-1720	Fuel Filling Kiosk	60	60	0%	0%	60		20-Mar-22	18-May-22	20-Mar-22	18-May-22	0	
04-1730	Weighbridge	60	60	0%	0%	60		20-Mar-22	18-May-22	20-Mar-22	18-May-22	0	
04-1740	Seawater Intake Structure	60	60	0%	0%	60		20-Mar-22	18-May-22	20-Mar-22	18-May-22	0	
WBS: EP_SP_66_12-WP6D-M50.05.01 AIP Design Package Submissions		1266	1480	91.71%		105		27-Apr-18 A	15-May-22	31-Jan-22	21-Jul-22	67	
WBS: EP_SP_66_12-WP6D-M50.05.01.01 AIP Process and Layout Design (2.1)		105	105	0%		105		31-Jan-22	15-May-22	08-Mar-22	20-Jun-22	36	
WBS: EP_SP_66_12-WP6D-M50.05.01.01.2 MSW treatment process design for mechanica		105	105	0%		105		31-Jan-22	15-May-22	08-Mar-22	20-Jun-22	36	
05-1090	Mechanical Treatment Plant	105	105	0%	0%	105		31-Jan-22	15-May-22	08-Mar-22	20-Jun-22	36	
WBS: EP_SP_66_12-WP6D-M50.05.01.02 AIP Ground Treatment, Reclamation, Seawall, Bre		335	613	73.13%		90		26-Aug-20 A	30-Apr-22	15-Feb-22	15-May-22	15	
05-2970	Onshore crane Facility (2.2.11)	90	90	0%	0%	90		31-Jan-22	30-Apr-22	15-Feb-22	15-May-22	15	
05-2980	Onshore vessel power supply system (2.2.12)	135	553	77.78%	65%	30		26-Aug-20 A	01-Mar-22	02-Mar-22	31-Mar-22	30	
WBS: EP_SP_66_12-WP6D-M50.05.01.03 AIP Incineration Plant Buildings (2.3)		1221	1435	95.09%		60		27-Apr-18 A	31-Mar-22	31-Jan-22	06-Jun-22	67	
WBS: EP_SP_66_12-WP6D-M50.05.01.03.1 General Layout Drawings and Fire Saftey Stra		1221	1435	95.09%		60		27-Apr-18 A	31-Mar-22	09-Feb-22	18-May-22	48	
04-1700(M46)	Gate House and miscellaneous	30	30	0%	0%	30		31-Jan-22	01-Mar-22	18-Feb-22	19-Mar-22	18	
05-1210	Process Building & Wastewater Treatment Plant (2.3.00.01 & 2.5.00.01)	105	667	71.43%	45%	30		04-May-20 A	01-Mar-22	04-Apr-22	03-May-22	63	
05-1220	ACC Equipment Structure	60	60	0%	0%	60		31-Jan-22	31-Mar-22	20-Mar-22	18-May-22	48	
05-1620	Chimney (2.3.00.05)	105	275	71.43%	25%	30		31-May-21 A	01-Mar-22	19-Apr-22	18-May-22	78	
05-1640	Mechanical Treatment Plant & Water Treatment Plant (2.4.00 & 2.6.00)	105	1302	42.86%	45%	60		07-Sep-18 A	31-Mar-22	20-Mar-22	18-May-22	48	
05-2020	Administration Building and Viewing Gallery (2.7.00)	135	1337	55.56%	65%	60		03-Aug-18 A	31-Mar-22	20-Mar-22	18-May-22	48	
05-2640	IWMF Site Wide Architectural Details (2.9.00)	105	299	80.95%	5%	20		27-Apr-21 A	19-Feb-22	28-Feb-22	19-Mar-22	28	
05-3020	Site Master Layout Plan and Plant Layout (2.1.06)	105	1384	91.43%	65%	9		27-Apr-18 A	08-Feb-22	09-Feb-22	17-Feb-22	9	
WBS: EP_SP_66_12-WP6D-M50.05.01.03.2 Foundation design (2.3.01)		135	488	77.78%		30		30-Oct-20 A	01-Mar-22	19-Apr-22	18-May-22	78	
05-3090	Reception Pavilion	135	488	77.78%	5%	30		30-Oct-20 A	01-Mar-22	19-Apr-22	18-May-22	78	
WBS: EP_SP_66_12-WP6D-M50.05.01.03.7 Building services design (excluding fire servi		467	1360	87.15%		60		11-Jul-18 A	31-Mar-22	31-Jan-22	06-Jun-22	67	
05-1550	Electrical Services and Lighting	150	1139	85.33%	25%	22		10-Jan-19 A	21-Feb-22	31-Jan-22	21-Feb-22	0	
05-1560	MVAC (6 Packages)	105	1177	42.86%	25%	60		10-Jan-19 A	31-Mar-22	08-Apr-22	06-Jun-22	67	
05-1570	Odour Control	135	1360	55.56%	25%	60		11-Jul-18 A	31-Mar-22	08-Apr-22	06-Jun-22	67	
05-1580	Plumbing (7 Packages)	210	1172	71.43%	25%	60		15-Jan-19 A	31-Mar-22	30-Mar-22	28-May-22	58	
05-1590	Drainage (7 Packages)	135	1172	55.56%	25%	60		15-Jan-19 A	31-Mar-22	28-Feb-22	28-Apr-22	28	
05-1600	ELV (7 Packages)	135	1177	55.56%	25%	60		10-Jan-19 A	31-Mar-22	24-Mar-22	22-May-22	52	
05-1610	Lifts and Escalators (2 Packages)	135	823	55.56%	5%	60		30-Dec-19 A	31-Mar-22	07-Mar-22	05-May-22	35	
05-1770-1(M20)	Water Cannon System	135	987	83.7%	45%	22		11-Jun-19 A	21-Feb-22	31-Jan-22	21-Feb-22	0	
WBS: EP_SP_66_12-WP6D-M50.05.01.3 AIP Fire services installation design (2.3.05)		384	1160	92.19%		30		28-Dec-18 A	01-Mar-22	31-Jan-22	19-Mar-22	18	
WBS: EP_SP_66_12-WP6D-M50.05.01.3.1 Process Building (2.3.05.01)		135	1147	77.78%		30		10-Jan-19 A	01-Mar-22	31-Jan-22	19-Mar-22	18	
05-1510	Fire Systems	105	1147	71.43%	5%	30		10-Jan-19 A	01-Mar-22	18-Feb-22	19-Mar-22	18	
05-1530	FS schematics	135	1135	86.67%	5%	18		10-Jan-19 A	17-Feb-22	31-Jan-22	17-Feb-22	0	
WBS: EP_SP_66_12-WP6D-M50.05.01.3.3 Turbine Hall Building (2.3.05.03)		105	1160	71.43%		30		28-Dec-18 A	01-Mar-22	18-Feb-22	19-Mar-22	18	
05-5400	Fire Systems (2.3.05.03.01)	105	1160	71.43%	5%	30		28-Dec-18 A	01-Mar-22	18-Feb-22	19-Mar-22	18	
05-5420-1(M22)	FS schematics (2.3.05.03.03)	90	1160	66.67%	5%	30		28-Dec-18 A	01-Mar-22	18-Feb-22	19-Mar-22	18	
WBS: EP_SP_66_12-WP6D-M50.05.01.3.5 Elevated Drive Way and Associated Structures		180	807	83.33%		30		16-Dec-19 A	01-Mar-22	18-Feb-22	19-Mar-22	18	
05-5445(M22)	Fire Systems	180	807	83.33%	5%	30		16-Dec-19 A	01-Mar-22	18-Feb-22	19-Mar-22	18	
05-5450-1(M22)	FS schematics	135	807	77.78%	5%	30		16-Dec-19 A	01-Mar-22	18-Feb-22	19-Mar-22	18	
WBS: EP_SP_66_12-WP6D-M50.05.01.3.6 Reception Pavilion (2.3.05.06)		270	880	88.89%		30		04-Oct-19 A	01-Mar-22	18-Feb-22	19-Mar-22	18	
05-5460(M22)	Fire Systems (2.3.05.06.01)	270	880	88.89%	5%	30		04-Oct-19 A	01-Mar-22	18-Feb-22	19-Mar-22	18	
05-5470-1(M22)	FS schematics (2.3.05.06.03)	135	880	77.78%	5%	30		04-Oct-19 A	01-Mar-22	18-Feb-22	19-Mar-22	18	
WBS: EP_SP_66_12-WP6D-M50.05.01.3.7 Compressor & Closed Circuit (2.3.05.07)		140	903	78.57%		30		11-Sep-19 A	01-Mar-22	18-Feb-22	19-Mar-22	18	
05-5480-1(M22)	Fire Systems (2.3.05.07.01)	140	903	78.57%	5%	30		11-Sep-19 A	01-Mar-22	18-Feb-22	19-Mar-22	18	
05-5490-1(M22)	FS schematics (2.3.05.07.03)	135	903	77.78%	5%	30		11-Sep-19 A	01-Mar-22	18-Feb-22	19-Mar-22	18	
WBS: EP_SP_66_12-WP6D-M50.05.01.04 AIP Mechanical Treatment Plant Building (2.4)		1112	1153	90.56%		105		20-Mar-19 A	15-May-22	01-Feb-22	20-Jun-22	36	
05-1650	Foundation design (2.4.01)	135	999	55.56%	5%	60		07-Jul-19 A	31-Mar-22	15-Apr-22	13-Jun-22	74	
05-1670	Electrical and instrumentation works design (2.4.03)	105	105	0%	0%	105		31-Jan-22	15-May-22	08-Mar-22	20-Jun-22	36	
05-1680	Mechanical works design (2.4.04)	90	90	30%	0%	63		04-Jan-22 A	03-Apr-22	01-Feb-22	04-Apr-22	1	
05-1690	Fire services installation design (2.4.05) (3 Packages)	135	1078	77.78%	5%	30		20-Mar-19 A	01-Mar-22	18-Feb-22	19-Mar-22	18	
WBS: EP_SP_66_12-WP6D-M50.05.01.04.7 Building services design (excluding fire servi		1081	1108	94.45%		60		20-Mar-19 A	31-Mar-22	07-Feb-22	06-Jun-22	67	
05-1700	LV and Emergency Power Distribution Design	135	1108	55.56%	25%	60		20-Mar-19 A	31-Mar-22	07-Feb-22	07-Apr-22	7	
05-1710	MVAC	135	1103	55.56%	5%	60		25-Mar-19 A	31-Mar-22	08-Apr-22	06-Jun-22	67	
05-1720	Odour Control	105	111	42.86%	5%	60		11-Dec-21 A	31-Mar-22	08-Apr-22	06-Jun-22	67	
05-1730	Plumbing	135	1108	55.56%	25%	60		20-Mar-19 A	31-Mar-22	13-Feb-22	13-Apr-22	13	
05-1740	Drainage	135	1108	55.56%	5%	60		20-Mar-19 A	31-Mar-22	13-Feb-22	13-Apr-22	13	
05-1750	ELV	135	1108	55.56%	25%	60		20-Mar-19 A	31-Mar-22	24-Mar-22	22-May-22	52	
05-1760	Lifts	135	823	55.56%	5%	60		30-Dec-19 A	31-Mar-22	22-Mar-22	20-May-22	50	
05-1760-1(M20)	Building Management System (BMS)	5	227	0%	5%	60		17-Aug-21 A	31-Mar-22	06-Apr-22	04-Jun-22	65	
WBS: EP_SP_66_12-WP6D-M50.05.01.05 AIP Wastewater Treatment Plant (2.5)		1170	1196	92.74%		85		16-Jan-19 A	25-Apr-22	07-Feb-22	06-Jun-22	42	
05-2790	Fire services installation design (2.5.05)	135	1159	77.78%	5%	30		16-Jan-19 A	19-Mar-22	18-Feb-22	19-Mar-22	0	
WBS: EP_SP_66_12-WP6D-M50.05.01.05.7 Building services design (excluding fire servi		1170	1196	92.74%		85		16-Jan-19 A	25-Apr-22	07-Feb-22	06-Jun-22	42	
05-1830	LV and Emergency Power Distribution Design (2.5.06.01)	135	1171	55.56%	25%	60		16-Jan-19 A	31-Mar-22	07-Feb-22	07-Apr-22	7	
05-1840	MVAC (2.5.06.02)	135	1171	55.56%	25%	60		16-Jan-19 A	31-Mar-22	08-Apr-22	06-Jun-22	67	
05-1850	Odour Control (2.5.06.03)	105	237	19.05%	5%	85		01-Sep-21 A	25-Apr-22	14-Mar-22	06-Jun-22	42	

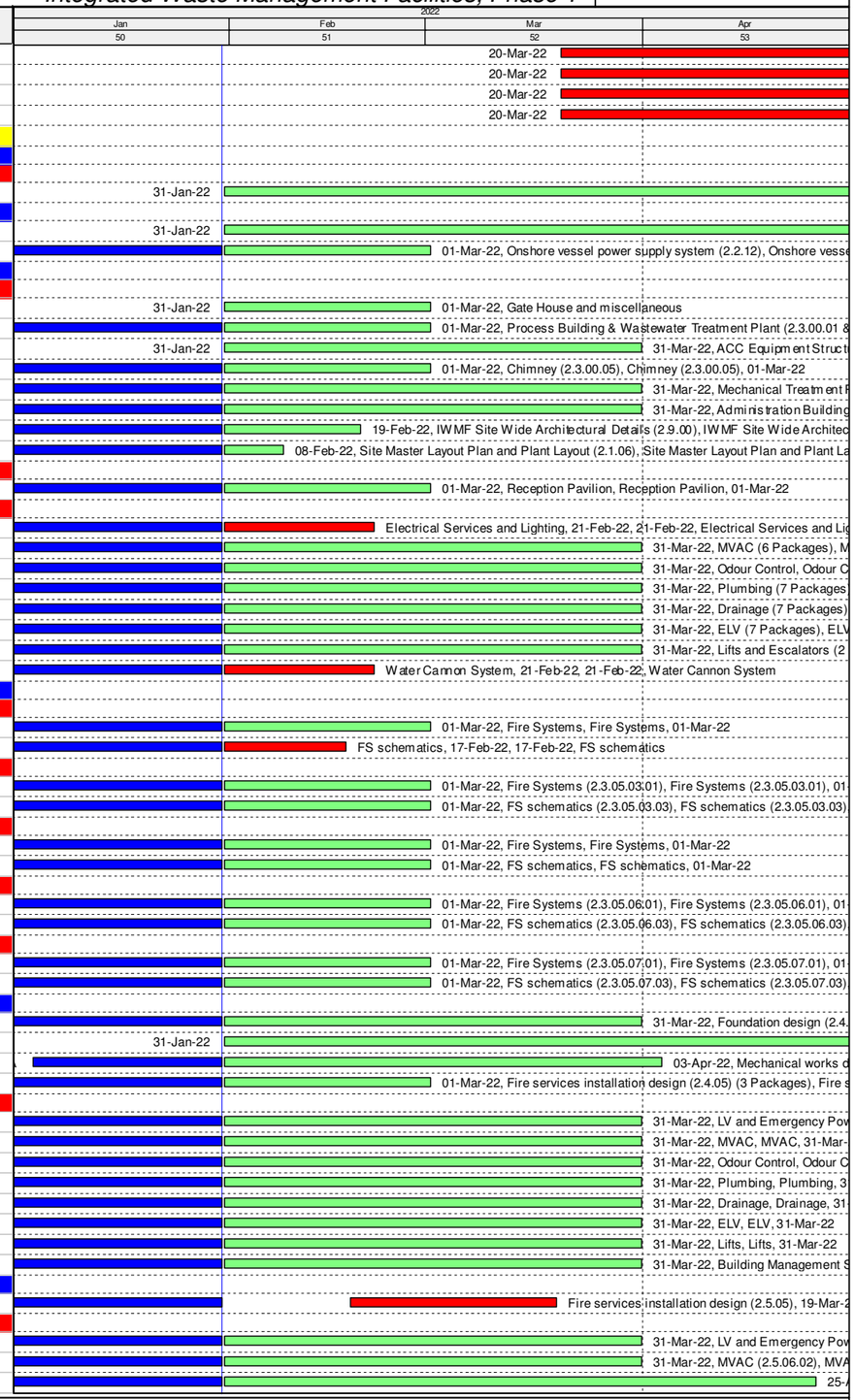

3-Month Rolling Programme (January 2022)

Remaining Work
Actual Work
Critical Remaining Work
Milestone
Actual Milestone
Critical Milestone

Activity ID	Activity Name	Original Duration	At Completion Duration	Duration % Complete	Activity % Complete	Remaining Duration	Primary Constraint	Current Start	Current Finish	Late Start	Late Finish	Total Float	M50 Remarks
05-1860	Plumbing (2.5.06.04)	135	1171	55.56%	25%	60		16-Jan-19 A	31-Mar-22	13-Feb-22	13-Apr-22	13	
05-1870	Drainage (2.5.06.05)	135	1171	55.56%	25%	60		16-Jan-19 A	31-Mar-22	13-Feb-22	13-Apr-22	13	
05-1880	ELV (2.5.06.06)	135	1171	55.56%	25%	60		16-Jan-19 A	31-Mar-22	07-Feb-22	07-Apr-22	7	
WBS: EP_SP_66_12-WP6D-M50.05.01.06 AIP Water Treatment Plant Building (2.6)		1067	1108	94.38%		60		20-Mar-19 A	31-Mar-22	18-Feb-22	13-Jun-22	74	
05-1910	Foundation design (2.6.01)	60	60	0%	0%	60		31-Jan-22	31-Mar-22	15-Apr-22	13-Jun-22	74	
05-1950	Fire services installation design (2.6.05) (3 Packages)	105	1078	71.43%	5%	30		20-Mar-19 A	01-Mar-22	18-Feb-22	19-Mar-22	18	
WBS: EP_SP_66_12-WP6D-M50.05.01.06.7 Building services design (excluding fire servi		135	1108	55.56%		60		20-Mar-19 A	31-Mar-22	24-Mar-22	12-Jun-22	73	
05-1960	Electrical Services and Lighting (2.6.06.01)	135	1108	55.56%	25%	60	Start On or After	20-Mar-19 A	31-Mar-22	24-Mar-22	22-May-22	52	
05-1990	Plumbing	135	1108	55.56%	25%	60		20-Mar-19 A	31-Mar-22	14-Apr-22	12-Jun-22	73	
05-2000	Drainage	135	1108	55.56%	5%	60		20-Mar-19 A	31-Mar-22	14-Apr-22	12-Jun-22	73	
WBS: EP_SP_66_12-WP6D-M50.05.01.07 AIP Administration Building (2.7)		913	971	90.14%		90		03-Sep-19 A	30-Apr-22	18-Feb-22	21-Jul-22	82	
05-2050	Electrical and instrumentation works design (2.7.03)	90	90	0%	0%	90		31-Jan-22	30-Apr-22	23-Apr-22	21-Jul-22	82	
05-2060	Fire services installation design (3 Packages) (2.7.04)	135	911	77.78%	5%	30		03-Sep-19 A	01-Mar-22	18-Feb-22	19-Mar-22	18	
WBS: EP_SP_66_12-WP6D-M50.05.01.07.6 Building services design (excluding fire servi		227	941	73.57%		60		03-Sep-19 A	31-Mar-22	20-Feb-22	22-May-22	52	
05-2080	MVAC	135	941	55.56%	65%	60		03-Sep-19 A	31-Mar-22	24-Mar-22	22-May-22	52	
05-2130	Lifts and Escalators	135	823	55.56%	5%	60		30-Dec-19 A	31-Mar-22	20-Feb-22	20-Apr-22	20	
WBS: EP_SP_66_12-WP6D-M50.05.01.08 AIP IWMF Substation (2.8)		135	1191	77.78%		30		27-Nov-18 A	01-Mar-22	18-Feb-22	19-Mar-22	18	
05-2190	Fire services installation design (2.8.05) (2 Packages)	135	1191	77.78%	5%	30		27-Nov-18 A	01-Mar-22	18-Feb-22	19-Mar-22	18	
WBS: EP_SP_66_12-WP6D-M50.05.01.1 AIP Chimney		1167	1251	92.29%		90		27-Nov-18 A	30-Apr-22	31-Jan-22	06-Jun-22	37	
05-7390	Fire services installation design	135	1191	77.78%	0%	30		27-Nov-18 A	01-Mar-22	18-Feb-22	19-Mar-22	18	
WBS: EP_SP_66_12-WP6D-M50.05.01.1.1 Building services design (excluding fire servic		182	223	50.55%		90		20-Sep-21 A	30-Apr-22	31-Jan-22	06-Jun-22	37	
05-5430(5a)	Electrical Services and Lighting	90	155	75.56%	5%	22		20-Sep-21 A	21-Feb-22	31-Jan-22	21-Feb-22	0	
05-5440(5a)	MVAC	90	182	45.56%	5%	49		20-Sep-21 A	20-Mar-22	19-Apr-22	06-Jun-22	78	
05-5450(5a)	Plumbing	90	182	45.56%	5%	49		20-Sep-21 A	20-Mar-22	10-Apr-22	28-May-22	69	
05-5460-1(5a)	Drainage	90	182	45.56%	5%	49		20-Sep-21 A	20-Mar-22	11-Mar-22	28-Apr-22	39	
05-5470(5a)	ELV	90	182	45.56%	5%	49		20-Sep-21 A	20-Mar-22	04-Apr-22	22-May-22	63	
05-5480-2(5a)	Lift	90	90	0%	0%	90		31-Jan-22	30-Apr-22	05-Feb-22	05-May-22	5	
WBS: EP_SP_66_12-WP6D-M50.05.01.4 AIP Elevated Drive Way and Associated Structure		105	1147	71.43%		30		10-Jan-19 A	01-Mar-22	23-Apr-22	22-May-22	82	
WBS: EP_SP_66_12-WP6D-M50.05.01.4.1 Building services design (excluding fire servic		105	1147	71.43%		30		10-Jan-19 A	01-Mar-22	23-Apr-22	22-May-22	82	
05-7090	Electrical Services and Lighting	105	1147	71.43%	5%	30		10-Jan-19 A	01-Mar-22	23-Apr-22	22-May-22	82	
WBS: EP_SP_66_12-WP6D-M50.05.01.09 AIP Air Quality Monitoring Stations (2.9)		90	121	33.33%		60		01-Dec-21 A	31-Mar-22	14-Feb-22	14-Apr-22	14	
05-2250	Design of the Air Quality Monitoring Stations (2.9.01)	90	121	33.33%	33.33%	60		01-Dec-21 A	31-Mar-22	14-Feb-22	14-Apr-22	14	
WBS: EP_SP_66_12-WP6D-M50.05.01.10 AIP Roads and Utilities (2.10)		1053	1315	90.03%		105		09-Oct-18 A	15-May-22	31-Jan-22	20-Jul-22	66	
WBS: EP_SP_66_12-WP6D-M50.05.01.10.4 Water supply system design on the Artificial Is		883	909	89.81%		90		04-Nov-19 A	30-Apr-22	31-Jan-22	13-May-22	13	
05-2360	Water Tanks (2.10.04.05)	90	90	0%	0%	90		31-Jan-22	30-Apr-22	13-Feb-22	13-May-22	13	
05-2370	External FS Systems (2.10.04.06)	105	826	93.33%	5%	7		04-Nov-19 A	06-Feb-22	31-Jan-22	06-Feb-22	0	
05-2370-2(M24)	Building Services system for seawater intake (2.10.04.09)	105	721	71.43%	5%	30		11-Mar-20 A	01-Mar-22	14-Apr-22	13-May-22	73	
05-2370-3(5a)	Chemical scrubber system for odour control (2.10.04.10)	105	480	14.29%	25%	90		06-Jan-21 A	30-Apr-22	13-Feb-22	13-May-22	13	
WBS: EP_SP_66_12-WP6D-M50.05.01.10.6 Design of telecommunication and other utilitie		1053	1266	90.03%		105		27-Nov-18 A	15-May-22	08-Mar-22	20-Jul-22	66	
05-2430	Site ELV Network System - Navigation aids concept / schematics (2.10.06	105	105	0%	0%	105		31-Jan-22	15-May-22	07-Apr-22	20-Jul-22	66	
05-2440	Microwave transmission of FS direct link (2.10.06.07)	105	1191	71.43%	45%	30		27-Nov-18 A	01-Mar-22	21-Apr-22	20-May-22	80	
05-2450	Fuel Handling System concept / schematics (2.10.06.08)	135	798	55.56%	5%	60		24-Jan-20 A	31-Mar-22	07-Apr-22	05-Jun-22	66	
05-3840-1(M22)	Automatic Traffic Control System (ATCS) (2.10.06.12)	90	90	0%	0%	90		31-Jan-22	30-Apr-22	08-Mar-22	05-Jun-22	36	
WBS: EP_SP_66_12-WP6D-M50.05.01.10.7 Utility ducts/Pipebridges design (2.10.25)		213	1270	71.83%		60		09-Oct-18 A	31-Mar-22	05-Feb-22	30-Apr-22	30	
WBS: EP_SP_66_12-WP6D-M50.05.01.10.7.3 Layout Plan for Pipe Bridge Network		60	60	0%		60		31-Jan-22	31-Mar-22	05-Feb-22	30-Apr-22	30	
05-6010	Pipebridge B	60	60	0%	0%	60		31-Jan-22	31-Mar-22	02-Mar-22	30-Apr-22	30	
05-6020	Pipebridge C	60	60	0%	0%	60		31-Jan-22	31-Mar-22	05-Feb-22	05-Apr-22	5	
WBS: EP_SP_66_12-WP6D-M50.05.01.10.7.2 Structure Plan for Pipe Bridge		135	1270	55.56%		60		09-Oct-18 A	31-Mar-22	05-Feb-22	30-Apr-22	30	
05-6070	Pipebridge B	90	1270	33.33%	5%	60		09-Oct-18 A	31-Mar-22	02-Mar-22	30-Apr-22	30	
05-6080	Pipebridge C	135	1270	55.56%	5%	60		09-Oct-18 A	31-Mar-22	05-Feb-22	05-Apr-22	5	
WBS: EP_SP_66_12-WP6D-M50.05.01.11 AIP Architectural, Finishes and Landscaping Wo		547	727	83.55%		90		04-May-20 A	30-Apr-22	15-Feb-22	05-Jul-22	66	
WBS: EP_SP_66_12-WP6D-M50.05.01.11.1 External and internal finishes design		532	712	85.9%		75		04-May-20 A	15-Apr-22	15-Feb-22	05-Jul-22	81	
05-2510	External and internal finishes design for Incineration Plant Building (2.11.0	105	667	71.43%	5%	30		04-May-20 A	01-Mar-22	15-Feb-22	16-Mar-22	15	
05-2520	External and internal finishes design for ACC Equipment Yard	75	75	0%	0%	75		31-Jan-22	15-Apr-22	22-Apr-22	05-Jul-22	81	
05-2530	External and internal finishes design for Turbine Hall Building	105	667	71.43%	5%	30		04-May-20 A	01-Mar-22	28-Apr-22	27-May-22	87	
05-2540	External and internal finishes design for CCCW Building	105	667	71.43%	5%	30		04-May-20 A	01-Mar-22	31-Mar-22	29-Apr-22	59	
05-2550	External and internal finishes design for Chimney	60	60	0%	5%	60		31-Jan-22	31-Mar-22	28-Apr-22	26-Jun-22	87	
WBS: EP_SP_66_12-WP6D-M50.05.01.11.11 Facade Structural Design		121	334	25.62%		90		01-Jun-21 A	30-Apr-22	21-Feb-22	21-May-22	21	
05-8000(M45)10	Chimney (2.3.14.05.01)	90	274	66.67%	0%	30		01-Jun-21 A	01-Mar-22	22-Apr-22	21-May-22	81	
05-8010(M45)10	IWMF Sub-station	90	274	66.67%	0%	30		01-Jun-21 A	01-Mar-22	22-Apr-22	21-May-22	81	
05-8020(6D)10	Process Building & Wastewater Treatment Plant (2.6.14.01)	90	90	0%	0%	90		31-Jan-22	30-Apr-22	21-Feb-22	21-May-22	21	
05-8030(6D)10	Compressor & CCCW Building (2.3.14.04.01)	90	90	0%	0%	90		31-Jan-22	30-Apr-22	21-Feb-22	21-May-22	21	
05-8040(6D)10	Reception Pavilion (2.3.14.07.01)	90	90	0%	0%	90		31-Jan-22	30-Apr-22	21-Feb-22	21-May-22	21	
05-8050(6D)10	Mechnical Treatment Plant & Desalination Plant Building (2.4.14.01)	90	90	0%	0%	90		31-Jan-22	30-Apr-22	21-Feb-22	21-May-22	21	
05-8060(6D)10	Adminstration Building and Viewing Gallery (2.7.12.01)	90	90	0%	0%	90		31-Jan-22	30-Apr-22	21-Feb-22	21-May-22	21	
05-8070(6D)10	Turbine Hall Buliding	90	90	0%	0%	90		31-Jan-22	30-Apr-22	21-Feb-22	21-May-22	21	
05-8080(6D)10	Elevated Driveway and Associated Structures	90	90	0%	0%	90		31-Jan-22	30-Apr-22	21-Feb-22	21-May-22	21	
05-8090(6D)10	Sky Deck near Administration Building Structural Design	90	90	0%	0%	90		31-Jan-22	30-Apr-22	21-Feb-22	21-May-22	21	



3-Month Rolling Programme (January 2022)

Remaining Work
Actual Work
Critical Remaining Work
Milestone
Actual Milestone
Critical Milestone

Activity ID	Activity Name	Original Duration	At Completion Duration	Duration % Complete	Activity % Complete	Remaining Duration	Primary Constraint	Current Start	Current Finish	Late Start	Late Finish	Total Float	M50 Remarks
WBS: EP_SP_66_12-WP6D-M50.05.01.15 AIP Miscellaneous Detailing (2.15)		90	90	0%		90		31-Jan-22	30-Apr-22	14-Feb-22	12-Jul-22	73	
05-2730	Covered walkway at passenger berth (2.15.02)	90	90	0%	0%	90		31-Jan-22	30-Apr-22	14-Feb-22	14-May-22	14	
05-2740	Gatehouses (2.15.03)	30	30	0%	0%	30		02-Mar-22	31-Mar-22	19-Apr-22	18-May-22	48	
05-2750	Weighbridge office (2.15.04)	90	90	0%	0%	90		31-Jan-22	30-Apr-22	14-Apr-22	12-Jul-22	73	
WBS: EP_SP_66_12-WP6D-M50.05.01.16 AIP Auxiliary Plant Systems (2.16)		547	718	83.55%		90		13-May-20 A	30-Apr-22	18-Feb-22	18-May-22	18	
05-2760	Maintenance workshops (2.16.01)	90	90	0%	0%	90		31-Jan-22	30-Apr-22	18-Feb-22	18-May-22	18	
05-2770	Vehicle Fuel Filling Station (2.16.02)	90	90	0%	0%	90		31-Jan-22	30-Apr-22	18-Feb-22	18-May-22	18	
05-2780	Stores systems (2.16.03)	90	90	0%	0%	90		31-Jan-22	30-Apr-22	18-Feb-22	18-May-22	18	
05-2780-1(5a)	IWMF Laboratory (2.16.04)	135	688	55.56%	45%	60		13-May-20 A	31-Mar-22	20-Mar-22	18-May-22	48	
05-2780-2(5a)	hoisting systems (2.16.09)	135	532	77.78%	65%	30		16-Sep-20 A	01-Mar-22	19-Apr-22	18-May-22	78	
WBS: EP_SP_66_12-WP6D-M50.05.02 DDA Design Package Submissions		1302	1371	85.02%		195		12-Nov-18 A	13-Aug-22	31-Jan-22	26-Aug-22	13	
WBS: EP_SP_66_12-WP6D-M50.05.02.01 DDA Process and Layout Design (2.1)		578	738	84.43%		90		23-Apr-20 A	30-Apr-22	31-Jan-22	03-Jun-22	34	
WBS: EP_SP_66_12-WP6D-M50.05.02.01.1 MSW treatment process design for incineratio		578	738	84.43%		90		23-Apr-20 A	30-Apr-22	31-Jan-22	03-Jun-22	34	
05-5090	Incineration System (2.1.13.01) (2 Packages)	105	580	71.43%	5%	30		30-Jul-20 A	01-Mar-22	12-Mar-22	10-Apr-22	40	
05-5100	Heat Recovery Boiler (2.1.13.02) (2 Packages)	105	678	71.43%	5%	30		23-Apr-20 A	01-Mar-22	11-Apr-22	10-May-22	70	
05-5120	Leachate Collection and Treatment (2.1.13.05) (2 Packages)	90	90	0%	0%	90		31-Jan-22	30-Apr-22	10-Feb-22	10-May-22	10	
05-5130	Waste Water Treatment System (2.1.13.06) (2 Packages)	105	426	52.38%	65%	50		20-Jan-21 A	21-Mar-22	31-Jan-22	21-Mar-22	0	
05-5140	Overall Plan Water Scheme (2.1.13.07)	105	436	42.86%	5%	60		20-Jan-21 A	31-Mar-22	05-Apr-22	03-Jun-22	64	
05-5150	Boiler Feed Water System (2.1.13.03) (2 Packages)	105	568	79.05%	45%	22		03-Aug-20 A	21-Feb-22	19-Apr-22	10-May-22	78	
WBS: EP_SP_66_12-WP6D-M50.05.02.01.2 MSW treatment process design for mechanica		105	457	53.33%		49		19-Dec-20 A	20-Mar-22	31-Jan-22	20-Mar-22	0	
05-3510	Water Treatment Plant and Boiler Water Treatment (Demin Unit) Plant	105	457	53.33%	5%	49		19-Dec-20 A	20-Mar-22	31-Jan-22	20-Mar-22	0	
WBS: EP_SP_66_12-WP6D-M50.05.02.01.4 Flue gas treatment process design for incinera		105	708	42.86%		60		23-Apr-20 A	31-Mar-22	12-Mar-22	10-May-22	40	
05-4660	Flue Gas Treatment System (2 Packages)	105	708	42.86%	45%	60		23-Apr-20 A	31-Mar-22	12-Mar-22	10-May-22	40	
05-4980	Boiler ash and APC residue handling and solidification (2 Packages)	105	670	79.05%	45%	22		23-Apr-20 A	21-Feb-22	19-Apr-22	10-May-22	78	
WBS: EP_SP_66_12-WP6D-M50.05.02.02 DDA Ground Treatment, Reclamation, Seawall, Bu		1272	1341	87.03%		165		12-Nov-18 A	14-Jul-22	12-Feb-22	13-Aug-22	30	
05-3450	Seawall design (2.2.20)	60	1186	83.33%	65%	10		12-Nov-18 A	09-Feb-22	12-Feb-22	21-Feb-22	12	
05-3490	Onshore vessel power supply system (2.2.24)	135	135	0%	0%	135		02-Mar-22	14-Jul-22	01-Apr-22	13-Aug-22	30	
WBS: EP_SP_66_12-WP6D-M50.05.02.03 DDA Incineration Plant Buildings (2.3)		668	752	77.54%		150		08-Jun-20 A	29-Jun-22	09-Feb-22	27-Jul-22	28	
WBS: EP_SP_66_12-WP6D-M50.05.02.03.1 General Layout Drawings and Fire Saftey Stra		171	377	47.37%		90		28-Apr-21 A	09-May-22	18-Feb-22	18-May-22	9	
05-3520	Site Master Layout Plan and Plant Layout	90	90	0%	0%	90		09-Feb-22	09-May-22	18-Feb-22	18-May-22	9	
05-4800	IWMF Site Wide Architectural Details	105	358	42.86%	5%	60		28-Apr-21 A	20-Apr-22	20-Mar-22	18-May-22	28	
05-6110(M46)	Gate House and miscellaneous	30	30	0%	0%	30		02-Mar-22	31-Mar-22	19-Apr-22	18-May-22	48	
WBS: EP_SP_66_12-WP6D-M50.05.02.03.2 Foundation design (2.3.13)		258	342	47.67%		135		08-Jul-21 A	14-Jun-22	09-Feb-22	27-Jun-22	13	
05-3230	ACC Equipment Yard	135	135	0%	0%	135		31-Jan-22	14-Jun-22	13-Feb-22	27-Jun-22	13	
05-3240	Turbin Hall Building	135	267	55.56%	25%	60		08-Jul-21 A	31-Mar-22	18-Mar-22	16-May-22	46	
05-3250	Compressor and CCCW Building	90	90	27.78%	0%	65		06-Jan-22 A	05-Apr-22	09-Feb-22	14-Apr-22	9	
05-3260	Chimney	135	166	32.59%	5%	91		17-Nov-21 A	01-May-22	26-Feb-22	27-May-22	26	
WBS: EP_SP_66_12-WP6D-M50.05.02.03.3 Structural design (2.3.14)		105	105	0%		105		31-Jan-22	15-May-22	12-Mar-22	24-Jun-22	40	
05-5330	Process Building	105	105	0%	0%	105		31-Jan-22	15-May-22	12-Mar-22	24-Jun-22	40	
WBS: EP_SP_66_12-WP6D-M50.05.02.03.8 Operation Management System (2.3.15.04)		105	707	0%		105		08-Jun-20 A	15-May-22	03-Apr-22	16-Jul-22	62	
05-3390-3(6D)	Control Works Design SCADA & PLC Control System - Functional Descr	105	308	0%	65%	105		12-Jul-21 A	15-May-22	03-Apr-22	16-Jul-22	62	
05-3390-5(6D)	OMS/SCADA/DCS - Hardware Component Details	105	707	0%	65%	105		08-Jun-20 A	15-May-22	03-Apr-22	16-Jul-22	62	
WBS: EP_SP_66_12-WP6D-M50.05.02.03.5 Mechanical works design (2.3.16)		623	655	83.15%		105		30-Jul-20 A	15-May-22	02-Mar-22	15-Jul-22	61	
WBS: EP_SP_66_12-WP6D-M50.05.02.03.5.2 Process Pipeworks (Incl. Ductworks) and V		105	581	42.86%		60		28-Aug-20 A	31-Mar-22	02-Mar-22	30-Apr-22	30	
05-4350	Pipe Rack C1, C2, C3, D1 & D2 (Prefab.3)	105	551	71.43%	5%	30		28-Aug-20 A	01-Mar-22	01-Apr-22	30-Apr-22	60	
05-4370	Pipebridge B (Between CCCW Area & Turbine Hall)	105	581	42.86%	5%	60		28-Aug-20 A	31-Mar-22	02-Mar-22	30-Apr-22	30	
05-4380	Pipebridge C (Between Turbine Hall & ACC Equipment Yard)	105	581	42.86%	5%	60		28-Aug-20 A	31-Mar-22	02-Mar-22	30-Apr-22	30	
WBS: EP_SP_66_12-WP6D-M50.05.02.03.5.3 Process steel structure support (For eqipm		105	610	42.86%		60		30-Jul-20 A	31-Mar-22	10-Apr-22	08-Jun-22	69	
05-3550	Turbine Hall	105	610	42.86%	5%	60		30-Jul-20 A	31-Mar-22	10-Apr-22	08-Jun-22	69	
WBS: EP_SP_66_12-WP6D-M50.05.02.03.5.4 Equipment and piping insulation		105	105	0%		105		31-Jan-22	15-May-22	02-Apr-22	15-Jul-22	61	
05-4560	Air cooled condenser	105	105	0%	0%	105		31-Jan-22	15-May-22	02-Apr-22	15-Jul-22	61	
WBS: EP_SP_66_12-WP6D-M50.05.02.03.7 Building services design (excluding fire servic		128	128	0%		128		22-Feb-22	29-Jun-22	22-Feb-22	27-Jul-22	28	
05-3690	Electrical Services and Lighting (7 Packages)	90	90	0%	0%	90		22-Feb-22	22-May-22	22-Feb-22	22-May-22	0	
05-3730	Drainage (7 Packages)	90	90	0%	0%	90		01-Apr-22	29-Jun-22	29-Apr-22	27-Jul-22	28	
05-3780-2(M20)	Water Cannon System	90	90	0%	0%	90		22-Feb-22	22-May-22	22-Feb-22	22-May-22	0	
WBS: EP_SP_66_12-WP6D-M50.05.02.07 DDA Fire services installation design (2.3.17)		60	60	0%		60		20-Mar-22	18-May-22	20-Mar-22	18-May-22	0	
05-3660	Fire Systems	60	60	0%	0%	60		20-Mar-22	18-May-22	20-Mar-22	18-May-22	0	
05-3680	FS schematics	60	60	0%	0%	60		20-Mar-22	18-May-22	20-Mar-22	18-May-22	0	
WBS: EP_SP_66_12-WP6D-M50.05.02.04 DDA Mechanical Treatment Plant Building (2.4)		147	147	0%		147		20-Mar-22	13-Aug-22	20-Mar-22	26-Aug-22	13	
05-5210	Fire services installation design (2.4.17)	60	60	0%	0%	60		20-Mar-22	18-May-22	20-Mar-22	18-May-22	0	
WBS: EP_SP_66_12-WP6D-M50.05.02.04.7 Building services design (excluding fire servic		135	135	0%		135		01-Apr-22	13-Aug-22	08-Apr-22	26-Aug-22	13	
05-3850	LV and Emergency Power Distribution Design	135	135	0%	0%	135		01-Apr-22	13-Aug-22	08-Apr-22	20-Aug-22	7	
05-3880	Plumbing	135	135	0%	0%	135		01-Apr-22	13-Aug-22	14-Apr-22	26-Aug-22	13	
05-3890	Drainage	105	105	0%	0%	105		01-Apr-22	14-Jul-22	14-Apr-22	27-Jul-22	13	
WBS: EP_SP_66_12-WP6D-M50.05.02.05 DDA Wastewater Treatment Plant (2.5)		147	147	0%		147		20-Mar-22	13-Aug-22	20-Mar-22	26-Aug-22	13	
05-3950	Electrical and instrumentation works design (2.5.15)	90	90	0%	0%	90		22-Mar-22	19-Jun-22	22-Mar-22	19-Jun-22	0	
05-3960	Mechanical works design (2.5.16) (5 Packages)	90	90	0%	0%	90		22-Mar-22	19-Jun-22	22-Mar-22	19-Jun-22	0	
05-3970	Fire services installation design (2.5.17) (2 Packages)	60	60	0%	0%	60		20-Mar-22	18-May-22	20-Mar-22	18-May-22	0	



3-Month Rolling Programme (January 2022)

Remaining Work
Actual Work
Critical Remaining Work
Milestone
Actual Milestone
Critical Milestone

Activity ID	Activity Name	Original Duration	At Completion Duration	Duration % Complete	Activity % Complete	Remaining Duration	Primary Constraint	Current Start	Current Finish	Late Start	Late Finish	Total Float	M50 Remarks
WBS: EP_SP_66_12-WP6D-M50.05.02.05.7 Building services design (excluding fire servi		135	135	0%		135		01-Apr-22	13-Aug-22	08-Apr-22	26-Aug-22	13	
05-3980	LV and Emergency Power Distribution Design for IWMF Waste Water Tre	135	135	0%	0%	135		01-Apr-22	13-Aug-22	08-Apr-22	20-Aug-22	7	
05-4010	Plumbing	135	135	0%	0%	135		01-Apr-22	13-Aug-22	14-Apr-22	26-Aug-22	13	
05-4020	Drainage	105	105	0%	0%	105		01-Apr-22	14-Jul-22	14-Apr-22	27-Jul-22	13	
05-4030	ELV	135	135	0%	0%	135		01-Apr-22	13-Aug-22	08-Apr-22	20-Aug-22	7	
WBS: EP_SP_66_12-WP6D-M50.05.02.06 DDA Water Treatment Plant Building (2.6)		106	106	0%		106		20-Mar-22	03-Jul-22	20-Mar-22	03-Jul-22	0	
05-4080	Electrical and instrumentation works design (2.6.15)	105	105	0%	0%	105		21-Mar-22	03-Jul-22	21-Mar-22	03-Jul-22	0	
05-4090	Mechanical works design (2.6.16)	90	90	0%	0%	90		04-Apr-22	02-Jul-22	05-Apr-22	03-Jul-22	1	
05-4100	Fire services installation design (2.6.17)	60	60	0%	0%	60		20-Mar-22	18-May-22	20-Mar-22	18-May-22	0	
WBS: EP_SP_66_12-WP6D-M50.05.02.07 DDA Administration Building (2.7)		165	165	0%		165		31-Jan-22	14-Jul-22	07-Feb-22	03-Aug-22	20	
05-4210	Fire services installation design (2.7.14)	60	60	0%	0%	60		20-Mar-22	18-May-22	20-Mar-22	18-May-22	0	
WBS: EP_SP_66_12-WP6D-M50.05.02.07.6 Building services design (excluding fire servi		165	165	0%		165		31-Jan-22	14-Jul-22	07-Feb-22	03-Aug-22	20	
05-4220	Electrical Services and Lighting	105	105	0%	0%	105		31-Jan-22	15-May-22	07-Feb-22	22-May-22	7	
05-4260	Drainage	105	105	0%	0%	105		31-Jan-22	15-May-22	14-Apr-22	27-Jul-22	73	
05-4280	Lifts and Escalators	105	105	0%	0%	105		01-Apr-22	14-Jul-22	21-Apr-22	03-Aug-22	20	
WBS: EP_SP_66_12-WP6D-M50.05.02.08 DDA IWMF Substation (2.8)		135	135	0%		135		31-Jan-22	14-Jun-22	22-Feb-22	26-Aug-22	73	
05-4340	Fire services installation design (2.8.17)	60	60	0%	0%	60		20-Mar-22	18-May-22	20-Mar-22	18-May-22	0	
WBS: EP_SP_66_12-WP6D-M50.05.02.08.7 Building services design (excluding fire servi		135	135	0%		135		31-Jan-22	14-Jun-22	22-Feb-22	26-Aug-22	73	
05-4990	Electrical Services and Lighting	90	90	0%	0%	90		31-Jan-22	30-Apr-22	22-Feb-22	22-May-22	22	
05-5010	Plumbing	135	135	0%	0%	135		31-Jan-22	14-Jun-22	14-Apr-22	26-Aug-22	73	
05-5020	Drainage	105	105	0%	0%	105		31-Jan-22	15-May-22	14-Apr-22	27-Jul-22	73	
05-5030	ELV	135	135	0%	0%	135		31-Jan-22	14-Jun-22	08-Apr-22	20-Aug-22	67	
WBS: EP_SP_66_12-WP6D-M50.05.02.9 DDA Air Cool Condensers Equipment (2.3.06)		135	135	0%		135		31-Jan-22	14-Jun-22	22-Feb-22	26-Aug-22	73	
WBS: EP_SP_66_12-WP6D-M50.05.02.9.7 Building services design (excluding fire servic		135	135	0%		135		31-Jan-22	14-Jun-22	22-Feb-22	26-Aug-22	73	
05-5510	Electrical Services and Lighting	90	90	0%	0%	90		31-Jan-22	30-Apr-22	22-Feb-22	22-May-22	22	
05-5520	Plumbing	135	135	0%	0%	135		31-Jan-22	14-Jun-22	14-Apr-22	26-Aug-22	73	
05-5530	ELV	135	135	0%	0%	135		31-Jan-22	14-Jun-22	08-Apr-22	20-Aug-22	67	
WBS: EP_SP_66_12-WP6D-M50.05.02.1 DDA Chimney		117	117	0%		117		22-Feb-22	18-Jun-22	22-Feb-22	27-Jul-22	39	
05-5540-2(6D)	Fire services installation design	60	60	0%	0%	60		20-Mar-22	18-May-22	20-Mar-22	18-May-22	0	
WBS: EP_SP_66_12-WP6D-M50.05.02.1.1 Building services design (excluding fire servic		117	117	0%		117		22-Feb-22	18-Jun-22	22-Feb-22	27-Jul-22	39	
05-6000-1(5a)	Electrical Services and Lighting	90	90	0%	0%	90		22-Feb-22	22-May-22	22-Feb-22	22-May-22	0	
05-6030-1(5a)	Drainage	90	90	0%	0%	90		21-Mar-22	18-Jun-22	29-Apr-22	27-Jul-22	39	
WBS: EP_SP_66_12-WP6D-M50.05.02.4 DDA Elevated Drive Way and Associated Structur		60	60	0%		60		20-Mar-22	18-May-22	20-Mar-22	18-May-22	0	
05-5540-3(6D)	Fire services installation design	60	60	0%	0%	60		20-Mar-22	18-May-22	20-Mar-22	18-May-22	0	
WBS: EP_SP_66_12-WP6D-M50.05.02.5 DDA Reception Pavilion		60	60	0%		60		20-Mar-22	18-May-22	20-Mar-22	18-May-22	0	
05-5540-4(6D)	Fire services installation design	60	60	0%	0%	60		20-Mar-22	18-May-22	20-Mar-22	18-May-22	0	
WBS: EP_SP_66_12-WP6D-M50.05.02.6 DDA CCCW Building		60	60	0%		60		20-Mar-22	18-May-22	20-Mar-22	18-May-22	0	
05-5540-5(6D)	Fire services installation design	60	60	0%	0%	60		20-Mar-22	18-May-22	20-Mar-22	18-May-22	0	
WBS: EP_SP_66_12-WP6D-M50.05.02.09 DDA Air Quality Monitoring Stations (2.9)		90	90	0%		90		01-Apr-22	29-Jun-22	15-Apr-22	13-Jul-22	14	
05-4490	Design of the Air Quality Monitoring Stations (2.9.03)	90	90	0%	0%	90		01-Apr-22	29-Jun-22	15-Apr-22	13-Jul-22	14	
WBS: EP_SP_66_12-WP6D-M50.05.02.10 DDA Roads and Utilities (2.10)		226	262	13.72%		195		25-Nov-21 A	13-Aug-22	07-Feb-22	18-Aug-22	5	
WBS: EP_SP_66_12-WP6D-M50.05.02.10.2 Sewerage design on the Artificial Island (2.10.		135	135	0%		135		31-Jan-22	14-Jun-22	15-Mar-22	27-Jul-22	43	
05-4430	Foul Sewerage	135	135	0%	0%	135		31-Jan-22	14-Jun-22	15-Mar-22	27-Jul-22	43	
05-4440	Contaminated Sewerage	135	135	0%	0%	135		31-Jan-22	14-Jun-22	15-Mar-22	27-Jul-22	43	
WBS: EP_SP_66_12-WP6D-M50.05.02.10.3 Drainage system design on the Artificial Islanc		105	136	34.29%		69		25-Nov-21 A	09-Apr-22	04-Mar-22	11-May-22	32	
05-5320	First Flush Drainage System concept	105	136	34.29%	5%	69		25-Nov-21 A	09-Apr-22	04-Mar-22	11-May-22	32	
WBS: EP_SP_66_12-WP6D-M50.05.02.10.4 Water supply system design on the Artificial Is		105	105	0%		105		07-Feb-22	22-May-22	07-Feb-22	22-May-22	0	
05-5300	External FS Systems	105	105	0%	0%	105		07-Feb-22	22-May-22	07-Feb-22	22-May-22	0	
WBS: EP_SP_66_12-WP6D-M50.05.02.10.6 Design of telecommunication and other utilitie		90	90	0%		90		31-Jan-22	30-Apr-22	18-Apr-22	16-Jul-22	77	
05-3400 (M21)	Computerised Maintenance Management System (CMMS)	90	90	0%	0%	90		31-Jan-22	30-Apr-22	18-Apr-22	16-Jul-22	77	
05-3410 (M21)	Information and Document Management System (IDMS)	90	90	0%	0%	90		31-Jan-22	30-Apr-22	18-Apr-22	16-Jul-22	77	
WBS: EP_SP_66_12-WP6D-M50.05.02.10.7 Utility ducts/Pipebridges design (2.10.26)		195	195	0%		195		31-Jan-22	13-Aug-22	17-Mar-22	18-Aug-22	5	
WBS: EP_SP_66_12-WP6D-M50.05.02.10.7.3 Layout Plan for Pipe Bridge Network		135	135	0%		135		01-Apr-22	13-Aug-22	06-Apr-22	18-Aug-22	5	
05-7020	Pipebridge C	135	135	0%	0%	135		01-Apr-22	13-Aug-22	06-Apr-22	18-Aug-22	5	
WBS: EP_SP_66_12-WP6D-M50.05.02.10.7.1 Foundaion Plan for Pipe Bridge		135	135	0%		135		31-Jan-22	14-Jun-22	17-Mar-22	18-Aug-22	65	
05-7040	Pipebridge B	135	135	0%	5%	135		31-Jan-22	14-Jun-22	17-Mar-22	29-Jul-22	45	
05-7050	Pipebridge C	135	135	0%	0%	135		31-Jan-22	14-Jun-22	06-Apr-22	18-Aug-22	65	
WBS: EP_SP_66_12-WP6D-M50.05.02.10.7.2 Structure Plan for Pipe Bridge		135	135	0%		135		01-Apr-22	13-Aug-22	06-Apr-22	18-Aug-22	5	
05-7080	Pipebridge C	135	135	0%	0%	135		01-Apr-22	13-Aug-22	06-Apr-22	18-Aug-22	5	
WBS: EP_SP_66_12-WP6D-M50.05.02.11 DDA Architectural, Finishes and Landscaping W		90	90	0%		90		02-Mar-22	30-May-22	17-Mar-22	14-Jun-22	15	
WBS: EP_SP_66_12-WP6D-M50.05.02.11.1 External and internal finishes design		90	90	0%		90		02-Mar-22	30-May-22	17-Mar-22	14-Jun-22	15	
05-4670	External and internal finishes design for Incineration Plant Building (2.11.1	90	90	0%	0%	90		02-Mar-22	30-May-22	17-Mar-22	14-Jun-22	15	
WBS: EP_SP_66_12-WP6D-M50.06 Procurement of Major Equipmen		814	954	44.23%		454		18-Sep-20 A	29-Apr-23	07-Dec-21	06-Jul-23	68	
WBS: EP_SP_66_12-WP6D-M50.06.1 Off-site Fabrication of Incineration Modules		761	837	55.72%		337		18-Sep-20 A	02-Jan-23	07-Dec-21	06-Feb-23	35	
WBS: EP_SP_66_12-WP6D-M50.06.1.26 Fabrication of Module (TPU)		761	837	55.72%		337		18-Sep-20 A	02-Jan-23	07-Dec-21	31-Dec-22	-2	
WBS: EP_SP_66_12-WP6D-M50.06.1.26.1 Process Island Furnace Boiler line 1		647	810	52.09%		310		18-Sep-20 A	06-Dec-22	07-Dec-21	12-Oct-22	-55	
06-2010(6)	Process Island Furnace Boiler Line 1 Structure Cutting, Painting & Fabric	370	583	77.57%	77.57%	83		18-Sep-20 A	23-Apr-22	07-Dec-21	27-Feb-22	-55	
06-2020(6)	Process Island Furnace Boiler Line 1 Structure Erection	476	706	47.9%	47.9%	248		30-Oct-20 A	05-Oct-22	07-Dec-21	11-Aug-22	-55	
06-2030(6)	Process Island Furnace Boiler Line 1 Mechanical Fabrication	300	534	88.67%	88.67%	34		18-Sep-20 A	05-Mar-22	07-Dec-21	09-Jan-22	-55	

3-Month Rolling Programme (January 2022)

Remaining Work
Actual Work
Critical Remaining Work
Milestone
Actual Milestone
Critical Milestone

Activity ID	Activity Name	Original Duration	At Completion Duration	Duration % Complete	Activity % Complete	Remaining Duration	Primary Constraint	Current Start	Current Finish	Late Start	Late Finish	Total Float	M50 Remarks
06-2030-1(6)	Process Island Furnace Boiler Line 1 Mechanical Erection	218	218	0%	0%	218		31-Jan-22	05-Sep-22	07-Dec-21	12-Jul-22	-55	
06-2040(6)	Process Island Furnace Boiler Line 1 Piping Fabrication	350	504	49.71%	49.71%	176		09-Mar-21 A	25-Jul-22	07-Dec-21	31-May-22	-55	
06-2040-1(6)	Process Island Furnace Boiler Line 1 Piping Installation	263	263	0%	0%	263		31-Jan-22	20-Oct-22	07-Dec-21	26-Aug-22	-55	
06-2050(6)	Process Island Furnace Boiler Line 1 Electrical & Instrumentation Fabrica	180	180	0%	0%	180		31-Jan-22	29-Jul-22	03-Feb-22	01-Aug-22	3	
06-2050-1(6)	Process Island Furnace Boiler Line 1 Electrical & Instrumentation installa	190	190	0%	0%	190		02-Mar-22	07-Sep-22	05-Mar-22	10-Sep-22	3	
06-2060(6)	Process Island Furnace Boiler Line 1 Pre-commissioning (FAT)	200	200	0%	0%	200		21-May-22	06-Dec-22	27-Mar-22	12-Oct-22	-55	
WBS: EP_SP_66_12-WP6D-M50.06.1.26.2 Process Island Furnace Boiler line 2		**761**	**811**	**59.13%**		**311**		**18-Sep-20 A**	**07-Dec-22**	**12-Dec-21**	**18-Oct-22**	**-50**	
06-2100(6)	Process Island Furnace Boiler Line 2 Structure Cutting, Painting & Fabric	370	541	70.81%	70.81%	108		24-Nov-20 A	18-May-22	12-Dec-21	29-Mar-22	-50	
06-2110(6)	Process Island Furnace Boiler Line 2 Structure Erection	365	367	30.14%	30.14%	255		11-Oct-21 A	12-Oct-22	12-Dec-21	23-Aug-22	-50	
06-2120(6)	Process Island Furnace Boiler Line 2 Mechanical Fabrication	300	573	75.67%	75.67%	73		18-Sep-20 A	13-Apr-22	12-Dec-21	22-Feb-22	-50	
06-2120-1(6)	Process Island Furnace Boiler Line 2 Mechanical Erection	221	221	0%	0%	221		31-Jan-22	08-Sep-22	12-Dec-21	20-Jul-22	-50	
06-2130(6)	Process Island Furnace Boiler Line 2 Piping Fabrication	350	382	84.57%	84.57%	54		09-Mar-21 A	25-Mar-22	12-Dec-21	03-Feb-22	-50	
06-2130-1(6)	Process Island Furnace Boiler Line 2 Piping Installation	266	266	0%	0%	266		31-Jan-22	23-Oct-22	12-Dec-21	03-Sep-22	-50	
06-2140(6)	Process Island Furnace Boiler Line 2 Electrical & Instrumentation Fabrica	180	180	0%	0%	180		31-Jan-22	29-Jul-22	03-Mar-22	29-Aug-22	31	
06-2140-1(6)	Process Island Furnace Boiler Line 2 Electrical & Instrumentation installa	180	180	0%	0%	180		20-Feb-22	18-Aug-22	23-Mar-22	18-Sep-22	31	
06-2150-1(6)	Process Island Furnace Boiler Line 2 Pre-commissioning (FAT)	200	200	0%	0%	200		22-May-22	07-Dec-22	02-Apr-22	18-Oct-22	-50	
WBS: EP_SP_66_12-WP6D-M50.06.1.26.3 Process Island Furnace Boiler line 3		**470**	**786**	**39.15%**		**286**		**18-Sep-20 A**	**12-Nov-22**	**11-Jan-22**	**23-Oct-22**	**-20**	
06-2200-1(6)	Process Island Furnace Boiler Line 3 Structure Erection	429	379	36.83%	36.83%	271		15-Oct-21 A	28-Oct-22	11-Jan-22	08-Oct-22	-20	
06-2210-1(6)	Process Island Furnace Boiler Line 3 Mechanical Fabrication	270	573	72.96%	72.96%	73		18-Sep-20 A	13-Apr-22	11-Jan-22	24-Mar-22	-20	
06-2215-1(6)	Process Island Furnace Boiler Line 3 Mechanical Erection	241	241	0%	0%	241		31-Jan-22	28-Sep-22	11-Jan-22	08-Sep-22	-20	
06-2220-1(6)	Process Island Furnace Boiler Line 3 Piping Fabrication	350	473	58.57%	58.57%	145		09-Mar-21 A	24-Jun-22	11-Jan-22	04-Jun-22	-20	
06-2225-1(6)	Process Island Furnace Boiler Line 3 Piping Installation	286	286	0%	0%	286		31-Jan-22	12-Nov-22	11-Jan-22	23-Oct-22	-20	
06-2230-1(6)	Process Island Furnace Boiler Line 3 Electrical & Instrumentation Fabrica	180	180	0%	0%	180		31-Jan-22	29-Jul-22	02-Apr-22	28-Sep-22	61	
WBS: EP_SP_66_12-WP6D-M50.06.1.26.4 Process Island Furnace Boiler line 4		**638**	**798**	**53.29%**		**298**		**18-Sep-20 A**	**24-Nov-22**	**13-Jan-22**	**06-Nov-22**	**-18**	
06-2280(6)	Process Island Furnace Boiler Line 4 Structure Cutting, Painting & Fabric	370	509	67.3%	67.3%	121		08-Jan-21 A	31-May-22	13-Jan-22	13-May-22	-18	
06-2290-1(6)	Process Island Furnace Boiler Line 4 Structure Erection	485	370	41.65%	41.65%	283		05-Nov-21 A	09-Nov-22	13-Jan-22	22-Oct-22	-18	
06-2300-1(6)	Process Island Furnace Boiler Line 4 Mechanical Fabrication	270	592	65.93%	65.93%	92		18-Sep-20 A	02-May-22	13-Jan-22	14-Apr-22	-18	
06-2305-1(6)	Process Island Furnace Boiler Line 4 Mechanical Erection	253	253	0%	0%	253		31-Jan-22	10-Oct-22	13-Jan-22	22-Sep-22	-18	
06-2310-1(6)	Process Island Furnace Boiler Line 4 Piping Fabrication	350	473	54.57%	54.57%	159		23-Mar-21 A	08-Jul-22	13-Jan-22	20-Jun-22	-18	
06-2315-1(6)	Process Island Furnace Boiler Line 4 Piping Installation	298	298	0%	0%	298		31-Jan-22	24-Nov-22	13-Jan-22	06-Nov-22	-18	
06-2320-1(6)	Process Island Furnace Boiler Line 4 Electrical & Instrumentation Fabrica	180	180	0%	0%	180		31-Jan-22	29-Jul-22	16-Apr-22	12-Oct-22	75	
WBS: EP_SP_66_12-WP6D-M50.06.1.26.5 Process Island Furnace Boiler line 5		**686**	**837**	**50.87%**		**337**		**18-Sep-20 A**	**02-Jan-23**	**22-Jan-22**	**24-Dec-22**	**-9**	
06-2370(6)	Process Island Furnace Boiler Line 5 Structure Cutting, Painting & Fabric	370	559	46.76%	46.76%	197		03-Feb-21 A	15-Aug-22	22-Jan-22	06-Aug-22	-9	
06-2380(6)	Process Island Furnace Boiler Line 5 Structure Erection	392	395	20.15%	20.15%	313		10-Nov-21 A	09-Dec-22	22-Jan-22	30-Nov-22	-9	
06-2390(6)	Process Island Furnace Boiler Line 5 Mechanical Fabrication	270	591	66.3%	66.3%	91		18-Sep-20 A	01-May-22	22-Jan-22	22-Apr-22	-9	
06-2390-1(6)	Process Island Furnace Boiler Line 5 Mechanical Erection	292	292	0%	0%	292		31-Jan-22	18-Nov-22	22-Jan-22	09-Nov-22	-9	
06-2400-1(6)	Process Island Furnace Boiler Line 5 Piping Fabrication	350	473	54.57%	54.57%	159		23-Mar-21 A	08-Jul-22	22-Jan-22	29-Jun-22	-9	
06-2405-1(6)	Process Island Furnace Boiler Line 5 Piping Installation	337	337	0%	0%	337		31-Jan-22	02-Jan-23	22-Jan-22	24-Dec-22	-9	
WBS: EP_SP_66_12-WP6D-M50.06.1.26.6 Process Island Furnace Boiler line 6		**707**	**806**	**56.72%**		**306**		**18-Sep-20 A**	**02-Dec-22**	**01-Mar-22**	**31-Dec-22**	**29**	
06-2460(6)	Process Island Furnace Boiler Line 6 Structure Cutting, Painting & Fabric	370	537	90%	90%	37		18-Sep-20 A	08-Mar-22	01-Mar-22	06-Apr-22	29	
06-2470(6)	Process Island Furnace Boiler Line 6 Structure Erection	462	394	38.96%	38.96%	282		11-Oct-21 A	08-Nov-22	01-Mar-22	07-Dec-22	29	
06-2480(6)	Process Island Furnace Boiler Line 6 Mechanical Fabrication	300	591	69.67%	69.67%	91		18-Sep-20 A	01-May-22	01-Mar-22	30-May-22	29	
06-2480-1(6)	Process Island Furnace Boiler Line 6 Mechanical Erection	261	261	0%	0%	261		31-Jan-22	18-Oct-22	06-Apr-22	22-Dec-22	65	
06-2490-1(6)	Process Island Furnace Boiler Line 6 Piping Installation	306	306	0%	0%	306		31-Jan-22	02-Dec-22	01-Mar-22	31-Dec-22	29	
WBS: EP_SP_66_12-WP6D-M50.06.1.7 Fabrication of Module (FGC)		**702**	**735**	**54.56%**		**319**		**11-Dec-20 A**	**15-Dec-22**	**09-Dec-21**	**06-Feb-23**	**53**	
WBS: EP_SP_66_12-WP6D-M50.06.1.7.1 Process Island FGC line 1		**649**	**698**	**55.01%**		**292**		**21-Dec-20 A**	**18-Nov-22**	**09-Dec-21**	**11-Oct-22**	**-38**	
06-2000(6)	Process Island FGC Line 1 Structure Cutting, Painting & Fabrication	274	491	45.62%	45.62%	149		23-Feb-21 A	28-Jun-22	09-Dec-21	06-May-22	-53	
06-2550(6)	Process Island FGC Line 1 Structure Erection	474	585	40.93%	40.93%	280		01-Apr-21 A	06-Nov-22	09-Dec-21	14-Sep-22	-53	
06-2560(6)	Process Island FGC Line 1 Mechanical Fabrication	270	423	93.7%	93.7%	17		21-Dec-20 A	16-Feb-22	09-Dec-21	25-Dec-21	-53	
06-2560-1(6)	Process Island FGC Line 1 Mechanical Erection	247	247	0%	0%	247		31-Jan-22	04-Oct-22	09-Dec-21	12-Aug-22	-53	
06-2570(6)	Process Island FGC Line 1 Piping Fabrication	350	523	44.29%	44.29%	195		09-Mar-21 A	13-Aug-22	09-Dec-21	21-Jun-22	-53	
06-2570-1(6)	Process Island FGC Line 1 Piping Installation	292	292	0%	0%	292		31-Jan-22	18-Nov-22	09-Dec-21	26-Sep-22	-53	
06-2580(6)	Process Island FGC Line 1 Electrical & Instrumentation Fabrication	121	121	0%	0%	121		31-Jan-22	31-May-22	21-Feb-22	21-Jun-22	21	
06-2580-1(6)	Process Island FGC Line 1 Electrical & Instrumentation installation	180	180	0%	0%	180		25-Mar-22	20-Sep-22	15-Apr-22	11-Oct-22	21	
WBS: EP_SP_66_12-WP6D-M50.06.1.7.2 Process Island FGC line 2		**599**	**653**	**56.26%**		**262**		**05-Jan-21 A**	**19-Oct-22**	**24-Jan-22**	**18-Oct-22**	**-1**	
06-2630(6)	Process Island FGC Line 2 Structure Cutting, Painting & Fabrication	345	506	54.49%	54.49%	157		16-Feb-21 A	06-Jul-22	24-Jan-22	29-Jun-22	-7	
06-2640(6)	Process Island FGC Line 2 Structure Erection	441	552	43.99%	43.99%	247		01-Apr-21 A	04-Oct-22	24-Jan-22	27-Sep-22	-7	
06-2650(6)	Process Island FGC Line 2 Mechanical Fabrication	270	481	66.67%	66.67%	90		05-Jan-21 A	30-Apr-22	24-Jan-22	23-Apr-22	-7	
06-2650-1(6)	Process Island FGC Line 2 Mechanical Erection	208	208	0%	0%	208		31-Jan-22	26-Aug-22	24-Jan-22	19-Aug-22	-7	
06-2660(6)	Process Island FGC Line 2 Piping Fabrication	350	504	25.14%	25.14%	262		03-Jun-21 A	19-Oct-22	24-Jan-22	12-Oct-22	-7	
06-2660-1(6)	Process Island FGC Line 2 Piping Installation	175	175	0%	0%	175		28-Apr-22	19-Oct-22	21-Apr-22	12-Oct-22	-7	
06-2670(6)	Process Island FGC Line 2 Electrical & Instrumentation Fabrication	180	180	0%	0%	180		31-Jan-22	29-Jul-22	28-Mar-22	23-Sep-22	56	
06-2670-1(6)	Process Island FGC Line 2 Electrical & Instrumentation installation	175	175	0%	0%	175		02-Mar-22	23-Aug-22	27-Apr-22	18-Oct-22	56	
WBS: EP_SP_66_12-WP6D-M50.06.1.7.3 Process Island FGC line 3		**647**	**721**	**52.86%**		**305**		**11-Dec-20 A**	**01-Dec-22**	**24-Jan-22**	**24-Nov-22**	**-7**	
06-2720(6)	Process Island FGC Line 3 Structure Cutting, Painting & Fabrication	345	556	59.42%	59.42%	140		11-Dec-20 A	19-Jun-22	24-Jan-22	12-Jun-22	-7	
06-2730(6)	Process Island FGC Line 3 Structure Erection	494	580	38.26%	38.26%	305		01-May-21 A	01-Dec-22	24-Jan-22	24-Nov-22	-7	
06-2740(6)	Process Island FGC Line 3 Mechanical Fabrication	270	482	66.3%	66.3%	91		05-Jan-21 A	01-May-22	24-Jan-22	24-Apr-22	-7	

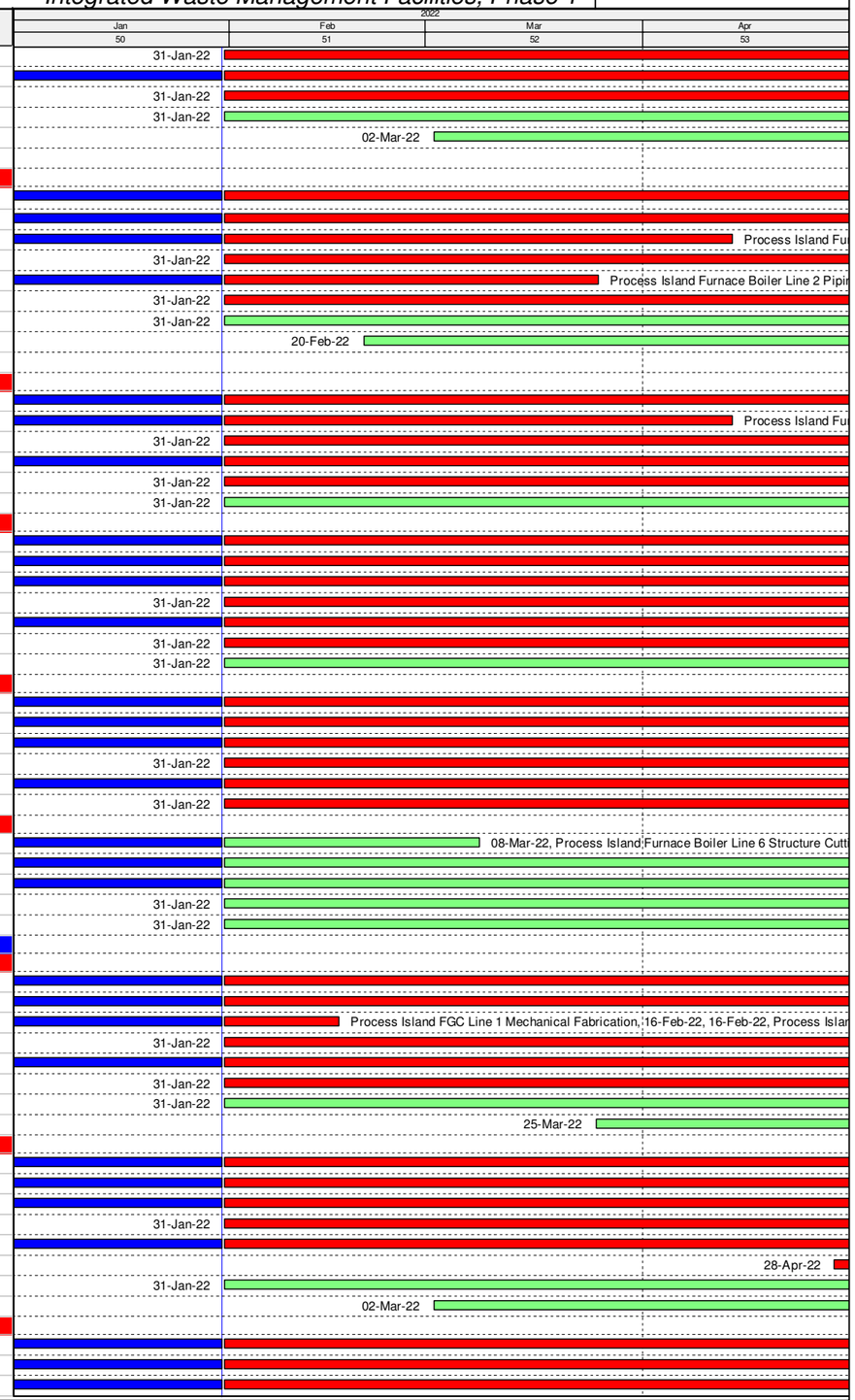

3-Month Rolling Programme (January 2022)

Remaining Work
Actual Work
Critical Remaining Work
Milestone
Actual Milestone
Critical Milestone

Activity ID	Activity Name	Original Duration	At Completion Duration	Duration % Complete	Activity % Complete	Remaining Duration	Primary Constraint	Current Start	Current Finish	Late Start	Late Finish	Total Float	M50 Remarks
06-2740-1(6)	Process Island FGC Line 3 Mechanical Erection	228	228	0%	0%	228		25-Feb-22	10-Oct-22	18-Feb-22	03-Oct-22	-7	
06-2750(6)	Process Island FGC Line 3 Piping Fabrication	350	504	25.14%	25.14%	262		03-Jun-21 A	19-Oct-22	24-Jan-22	12-Oct-22	-7	
06-2760(6)	Process Island FGC Line 3 Electrical & Instrumentation Fabrication	180	180	0%	0%	180		31-Jan-22	29-Jul-22	12-Apr-22	08-Oct-22	71	
WBS: EP_SP_66_12-WP6D-M50.06.1.7.4 Process Island FGC line 4		647	680	55.33%		289		05-Jan-21 A	15-Nov-22	25-Feb-22	10-Dec-22	25	
06-2810(6)	Process Island FGC Line 4 Structure Cutting, Painting & Fabrication	345	440	56.81%	56.81%	149		15-Apr-21 A	28-Jun-22	25-Feb-22	23-Jul-22	25	
06-2820(6)	Process Island FGC Line 4 Structure Erection	494	525	47.57%	47.57%	259		10-May-21 A	16-Oct-22	25-Feb-22	10-Nov-22	25	
06-2830(6)	Process Island FGC Line 4 Mechanical Fabrication	270	542	44.07%	44.07%	151		05-Jan-21 A	30-Jun-22	25-Feb-22	25-Jul-22	25	
06-2830-1(6)	Process Island FGC Line 4 Mechanical Erection	246	266	7.32%	7.32%	228		24-Dec-21 A	15-Sep-22	25-Feb-22	10-Oct-22	25	
06-2840(6)	Process Island FGC Line 4 Piping Fabrication	180	525	0%	0%	289		09-Jun-21 A	15-Nov-22	25-Feb-22	10-Dec-22	25	
WBS: EP_SP_66_12-WP6D-M50.06.1.7.5 Process Island FGC line 5		486	710	34.36%		319		05-Jan-21 A	15-Dec-22	25-Mar-22	06-Feb-23	53	
06-2900(6)	Process Island FGC Line 5 Structure Cutting, Painting & Fabrication	345	455	47.83%	47.83%	180		01-May-21 A	29-Jul-22	25-Mar-22	20-Sep-22	53	
06-2910(6)	Process Island FGC Line 5 Structure Erection	455	402	39.34%	39.34%	276		11-Oct-21 A	16-Nov-22	08-Apr-22	08-Jan-23	53	
06-2920(6)	Process Island FGC Line 5 Mechanical Fabrication	270	541	44.44%	44.44%	150		05-Jan-21 A	29-Jun-22	25-Mar-22	21-Aug-22	53	
06-2920-1(6)	Process Island FGC Line 5 Mechanical Erection	260	260	0%	0%	260		31-Jan-22	17-Oct-22	25-Mar-22	09-Dec-22	53	
06-2930(6)	Process Island FGC Line 5 Piping Fabrication	350	546	8.86%	8.86%	319		18-Jun-21 A	15-Dec-22	25-Mar-22	06-Feb-23	53	
WBS: EP_SP_66_12-WP6D-M50.06.1.7.6 Process Island FGC line 6		549	689	45.72%		298		05-Jan-21 A	24-Nov-22	25-Mar-22	16-Jan-23	53	
06-2990(6)	Process Island FGC Line 6 Structure Cutting, Painting & Fabrication	345	451	47.83%	47.83%	180		05-May-21 A	29-Jul-22	25-Mar-22	20-Sep-22	53	
06-3000(6)	Process Island FGC Line 6 Structure Erection	427	414	35.36%	35.36%	276		07-Oct-21 A	24-Nov-22	16-Apr-22	16-Jan-23	53	
06-3010(6)	Process Island FGC Line 6 Mechanical Fabrication	270	582	29.26%	29.26%	191		05-Jan-21 A	09-Aug-22	25-Mar-22	01-Oct-22	53	
06-3010-1(6)	Process Island FGC Line 6 Mechanical Erection	267	267	0%	0%	267		31-Jan-22	24-Oct-22	25-Mar-22	16-Dec-22	53	
WBS: EP_SP_66_12-WP6D-M50.06.2 Off-site Fabrication of Turbine Modules		480	643	5.42%		454		26-Jul-21 A	29-Apr-23	09-Apr-22	06-Jul-23	68	
WBS: EP_SP_66_12-WP6D-M50.06.2.2 Fabrication of Module (Power Island)		480	643	5.42%		454		26-Jul-21 A	29-Apr-23	09-Apr-22	06-Jul-23	68	
WBS: EP_SP_66_12-WP6D-M50.06.2.2.2 Turbine Module 2		450	628	2.44%		439		26-Jul-21 A	14-Apr-23	09-Apr-22	21-Jun-23	68	
06-4210(6)	Turbine Module 2 - Steam Turbine 2 Fabrication	450	628	2.44%	2.44%	439		26-Jul-21 A	14-Apr-23	09-Apr-22	21-Jun-23	68	
WBS: EP_SP_66_12-WP6D-M50.06.2.2.3 Turbine Module 3		450	643	0%		454		26-Jul-21 A	29-Apr-23	09-Apr-22	06-Jul-23	68	
06-4410(6)	Turbine Module 3 - Steam Turbine 3 Fabrication	450	643	0%	0%	454		26-Jul-21 A	29-Apr-23	09-Apr-22	06-Jul-23	68	
WBS: EP_SP_66_12-WP6D-M50.06.7 Procurement for HV Transformers and As		60	60	0%		60		31-Jan-22	31-Mar-22	02-Apr-22	31-May-22	61	
WBS: EP_SP_66_12-WP6D-M50.06.7.2 Procurement of Switchboard/Pannels and Cables		60	60	0%		60		31-Jan-22	31-Mar-22	02-Apr-22	31-May-22	61	
06-2090(1)	Material Submission and Approval	60	60	0%	0%	60		31-Jan-22	31-Mar-22	02-Apr-22	31-May-22	61	
WBS: EP_SP_66_12-WP6D-M50.08 Maritime Works		515	785	62.33%		194		19-Jun-20 A	12-Aug-22	04-Feb-22	23-Sep-22	42	
WBS: EP_SP_66_12-WP6D-M50.08.1 Marine Construction		515	785	62.33%		194		19-Jun-20 A	12-Aug-22	04-Feb-22	23-Sep-22	42	
WBS: EP_SP_66_12-WP6D-M50.08.1.1 Phase I - Construction of Perimeter Seawalls		288	326	34.03%		190		17-Sep-21 A	08-Aug-22	04-Feb-22	23-Sep-22	46	
WBS: EP_SP_66_12-WP6D-M50.08.1.1.1 Seawall and Berth at DCM Area		288	326	34.03%		190		17-Sep-21 A	08-Aug-22	04-Feb-22	23-Sep-22	46	
WBS: EP_SP_66_12-WP6D-M50.08.1.1.1.5 Seawall Structural Works		288	326	34.03%		190		17-Sep-21 A	08-Aug-22	04-Feb-22	23-Sep-22	46	
WBS: EP_SP_66_12-WP6D-M50.08.1.1.1.5.1 Remain Works		288	326	34.03%		190		17-Sep-21 A	08-Aug-22	04-Feb-22	23-Sep-22	46	
08-1105-08(6)	Prefabrication of Precast Beam and Slab for Seawall A	140	157	82.14%	82.14%	25		21-Sep-21 A	24-Feb-22	04-Feb-22	28-Feb-22	4	
08-1105-09(6)	Prefabrication of Precast Beam & Slab for Seawall B	140	157	82.14%	82.14%	25		21-Sep-21 A	24-Feb-22	04-Feb-22	28-Feb-22	4	
08-1105-11(6)	Prefabrication of Precast Copping for Vertical Seawall	140	140	0%	0%	140		25-Feb-22	14-Jul-22	01-Mar-22	18-Jul-22	4	
08-1120	Construction of Seawall and Wave Wall Extension from +3mPD to Deck L	220	326	13.64%	13.64%	190		17-Sep-21 A	08-Aug-22	18-Mar-22	23-Sep-22	46	
WBS: EP_SP_66_12-WP6D-M50.08.1.2 Phase II - Reclamation, Breakwater and Berth Cons		515	785	62.33%		194		19-Jun-20 A	12-Aug-22	17-Feb-22	11-Sep-22	30	
WBS: EP_SP_66_12-WP6D-M50.08.1.2.1 Reclamation		361	583	46.26%		194		07-Jan-21 A	12-Aug-22	17-Feb-22	11-Sep-22	30	
WBS: EP_SP_66_12-WP6D-M50.08.1.2.1.6 Reclamation Works		345	380	43.77%		194		29-Jul-21 A	12-Aug-22	01-Mar-22	11-Sep-22	30	
WBS: EP_SP_66_12-WP6D-M50.08.1.2.1.6.1 Reclamation Fill		32	202	50%		16		29-Jul-21 A	15-Feb-22	02-Mar-22	17-Mar-22	30	
08-3040(6)	Fill up +2.5 to +7.5mPD at West Edge Area (91,000m3 @ 4000m3/d)	32	202	50%	50%	16		29-Jul-21 A	15-Feb-22	02-Mar-22	17-Mar-22	30	
WBS: EP_SP_66_12-WP6D-M50.08.1.2.1.6.3 Surcharge Filling		22	22	0%		22		16-Feb-22	09-Mar-22	19-Apr-22	10-May-22	62	
08-3060(6)	Fill up +7.5 to +11&12mPD at West Edge Area (Stage 6) (55,000m3 @ 25	22	22	0%	0%	22		16-Feb-22	09-Mar-22	19-Apr-22	10-May-22	62	
WBS: EP_SP_66_12-WP6D-M50.08.1.2.1.6.4 Surcharge Period		268	318	31.34%		184		29-Sep-21 A	12-Aug-22	01-Mar-22	11-Sep-22	30	
08-3110(6)	Loading @ +12mPD at TH & CCCW Building (Stage 3)	180	163	83.89%	83.89%	29		29-Sep-21 A	10-Mar-22	01-Mar-22	29-Mar-22	19	
08-3110-1(6)	Loading @ +12mPD at ACC Building & Substation (Stage 4)	180	180	42.78%	42.78%	103		25-Nov-21 A	23-May-22	03-Mar-22	13-Jun-22	21	
08-3120(6)	Loading @ +11&+13mPD at at East Edge Area (Stage 5)	180	227	1.11%	1.11%	178		29-Dec-21 A	12-Aug-22	18-Mar-22	11-Sep-22	30	
WBS: EP_SP_66_12-WP6D-M50.08.1.2.1.6.7 Surcharge Removal		49	49	0%		49		10-Feb-22	30-Mar-22	30-Mar-22	18-Apr-22	19	
08-3190(6)	Remove Surcharge at CCCW (Stage 3a) (32,000m3 @ 4000m3/d)	8	8	0%	0%	8		10-Feb-22	17-Feb-22	01-Apr-22	08-Apr-22	50	
08-3190(6)-1	Remove Surcharge at Turbine Hall (Stage 3b) (63,000m3 @ 4000m3/d)	20	20	0%	0%	20		11-Mar-22	30-Mar-22	30-Mar-22	18-Apr-22	19	
WBS: EP_SP_66_12-WP6D-M50.08.1.2.1.1 Instrumentation		88	187	98.86%		1		29-Jul-21 A	31-Jan-22	17-Mar-22	17-Mar-22	45	
WBS: EP_SP_66_12-WP6D-M50.08.1.2.1.1.1 Instruments above +2.5mPD		88	187	98.86%		1		29-Jul-21 A	31-Jan-22	17-Mar-22	17-Mar-22	45	
WBS: EP_SP_66_12-WP6D-M50.08.1.2.1.1.1.7 IWMF Substation (East)		88	187	98.86%		1		29-Jul-21 A	31-Jan-22	17-Mar-22	17-Mar-22	45	
08-2060 (M42)	Drilling and installation of Instrumentation (11nrs.)	88	187	98.86%	98.86%	1		29-Jul-21 A	31-Jan-22	17-Mar-22	17-Mar-22	45	
WBS: EP_SP_66_12-WP6D-M50.08.1.2.1.2 PVD Remedial Works		16	394	68.75%		5		07-Jan-21 A	04-Feb-22	17-Feb-22	21-Feb-22	17	
08-1390 (M34)15	Install Sand Drains at Zone D (approx. 62 nr @ 4nr/day/2 set of equipment)	16	394	68.75%	68.75%	5		07-Jan-21 A	04-Feb-22	17-Feb-22	21-Feb-22	17	
WBS: EP_SP_66_12-WP6D-M50.08.1.2.2 Breakwater		180	647	69%		56		19-Jun-20 A	27-Mar-22	04-Apr-22	29-May-22	63	
08-1285(1)	Prefabrication for Caission	180	647	69%	69%	56		19-Jun-20 A	27-Mar-22	04-Apr-22	29-May-22	63	
WBS: EP_SP_66_12-WP6D-M50.09 Foundation Works		288	372	42.71%		165		08-Jul-21 A	14-Jul-22	31-Jan-22	14-Jul-22	0	
WBS: EP_SP_66_12-WP6D-M50.09.0 Site Investigation and Preliminary Pile		272	228	92.28%		21		08-Jul-21 A	20-Feb-22	22-Feb-22	25-Mar-22	33	
09-1000	Ground Investigation	180	226	95%	95%	9		08-Jul-21 A	18-Feb-22	22-Feb-22	02-Mar-22	12	
WBS: EP_SP_66_12-WP6D-M50.09.0.13 Preliminary Percussive H Pile		144	156	85.42%		21		18-Sep-21 A	20-Feb-22	24-Feb-22	25-Mar-22	33	
09-1020	Preliminary Pile Installation	7	142	0%	0%	7		18-Sep-21 A	06-Feb-22	24-Feb-22	02-Mar-22	24	
09-1030	Preliminary Pile Load Test	14	14	0%	0%	14		07-Feb-22	20-Feb-22	12-Mar-22	25-Mar-22	33	
WBS: EP_SP_66_12-WP6D-M50.09.2 Process Building - Waste Bunker & Tippir		255	303	35.34%		165		15-Sep-21 A	14-Jul-22	31-Jan-22	14-Jul-22	0	

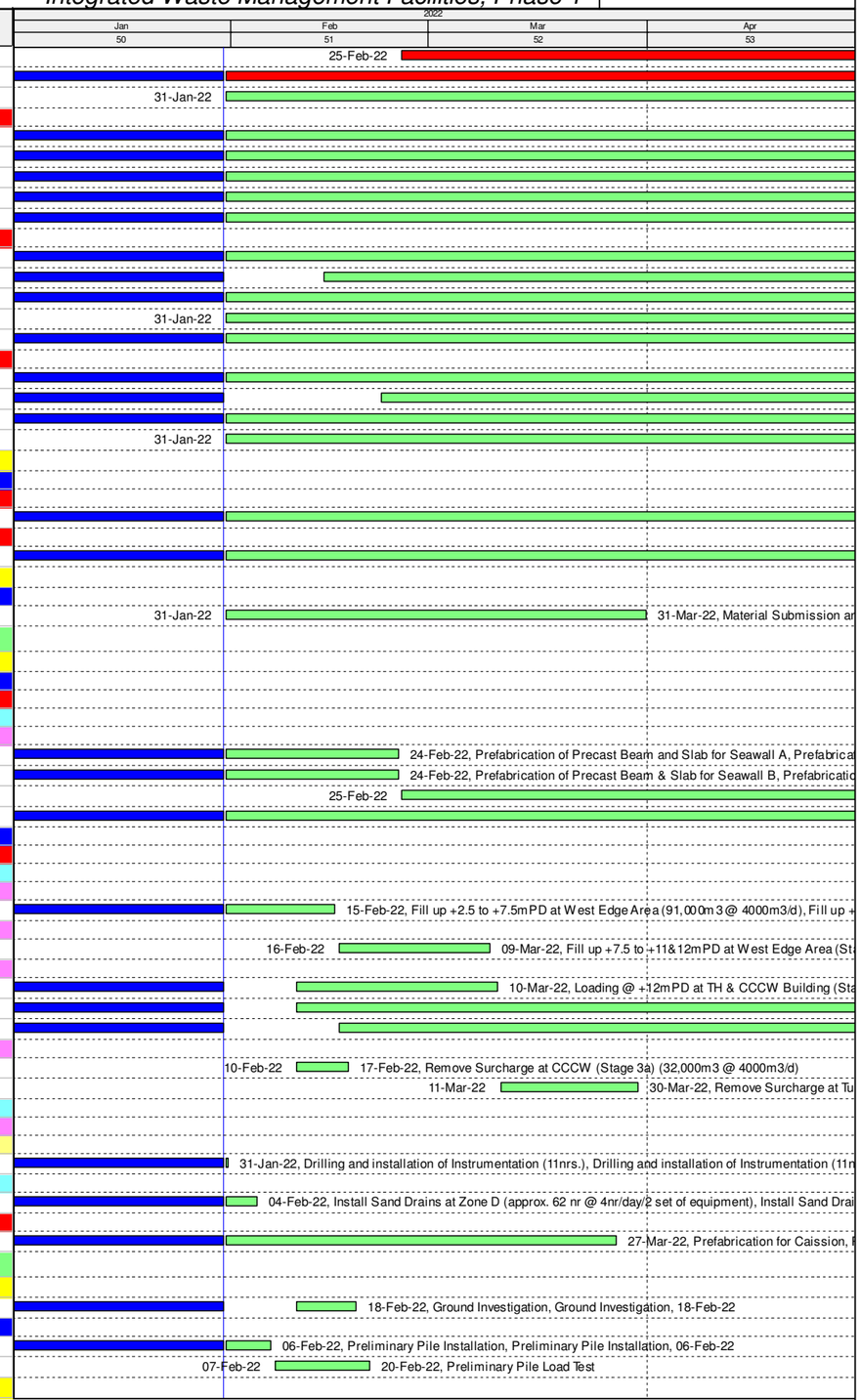

3-Month Rolling Programme (January 2022)

Remaining Work
Actual Work
Critical Remaining Work
Milestone
Actual Milestone
Critical Milestone

Activity ID	Activity Name	Original Duration	At Completion Duration	Duration % Complete	Activity % Complete	Remaining Duration	Primary Constraint	Current Start	Current Finish	Late Start	Late Finish	Total Float	M50 Remarks
WBS: EP_SP_66_12-WP6D-M50.09.2.4 Piling Works (Driven H-pile)		146	251	22.6%		113		15-Sep-21 A	23-May-22	31-Jan-22	23-May-22	0	
WBS: EP_SP_66_12-WP6D-M50.09.2.4.1 Piling Stage 1 (Module 1)		64	169	51.56%		31		15-Sep-21 A	02-Mar-22	31-Jan-22	02-Mar-22	0	
WBS: EP_SP_66_12-WP6D-M50.09.2.4.1.2 Bunker		64	169	51.56%		31		15-Sep-21 A	02-Mar-22	31-Jan-22	02-Mar-22	0	
09-1120	Driven H Pile Installations (342 nrs ~40m(D), @60m/d 4 Workfronts)	49	161	53.06%	53.06%	23		15-Sep-21 A	22-Feb-22	31-Jan-22	22-Feb-22	0	
09-1130	Pile Load Test	8	8	0%	0%	8		23-Feb-22	02-Mar-22	23-Feb-22	02-Mar-22	0	
WBS: EP_SP_66_12-WP6D-M50.09.2.4.3 Piling Stage 3 (Module 3)		82	82	0%		82		03-Mar-22	23-May-22	03-Mar-22	23-May-22	0	
WBS: EP_SP_66_12-WP6D-M50.09.2.4.3.2 Bunker		82	82	0%		82		03-Mar-22	23-May-22	03-Mar-22	23-May-22	0	
09-2210	Driven H Pile Installations (297 nrs ~40m(D), @60m/d 4 Workfronts)	82	82	0%	0%	82		03-Mar-22	23-May-22	03-Mar-22	23-May-22	0	
WBS: EP_SP_66_12-WP6D-M50.09.2.1 Piling Works (Socket H-pile)		255	294	35.34%		165		24-Sep-21 A	14-Jul-22	31-Jan-22	14-Jul-22	0	
WBS: EP_SP_66_12-WP6D-M50.09.2.1.2 Piling Stage 1 (Module 1)		255	294	35.34%		165		24-Sep-21 A	14-Jul-22	08-Feb-22	14-Jul-22	0	
WBS: EP_SP_66_12-WP6D-M50.09.2.1.2.1 Tipping Hall		236	275	38.18%		146		24-Sep-21 A	25-Jun-22	08-Feb-22	03-Jul-22	8	
09-2190	Prebored H Pile Installations (43 nrs, 2 Workfronts @4d/no.) Workfront (1	86	193	25.58%	25.58%	64		24-Sep-21 A	04-Apr-22	08-Feb-22	12-Apr-22	8	
09-2230	Prebored H Pile Installations (41 nrs, 2 Workfronts @4d/no.) Workfront (1	82	82	0%	0%	82		05-Apr-22	25-Jun-22	13-Apr-22	03-Jul-22	8	
WBS: EP_SP_66_12-WP6D-M50.09.2.1.2.2 Bunker		96	96	0%		96		10-Apr-22	14-Jul-22	10-Apr-22	14-Jul-22	0	
09-2260	Prebored H Pile Installations (48 nrs, 2 Workfronts @4d/no.) Workfront (3	96	96	0%	0%	96		10-Apr-22	14-Jul-22	10-Apr-22	14-Jul-22	0	
WBS: EP_SP_66_12-WP6D-M50.09.2.1.1 Piling Stage 2 (Module 2)		102	125	32.35%		69		06-Dec-21 A	09-Apr-22	31-Jan-22	09-Apr-22	0	
WBS: EP_SP_66_12-WP6D-M50.09.2.1.1.1 Tipping Hall		102	125	32.35%		69		06-Dec-21 A	09-Apr-22	31-Jan-22	09-Apr-22	0	
09-2240	Prebored H Pile Installations (51 nrs, 2 Workfronts @4d/no.) Workfront (3	102	125	32.35%	32.35%	69		06-Dec-21 A	09-Apr-22	31-Jan-22	09-Apr-22	0	
WBS: EP_SP_66_12-WP6D-M50.09.3 Process Building - Boiler & Flue Gas Trea		158	207	25.32%		118		03-Nov-21 A	28-May-22	31-Jan-22	04-Jun-22	7	
WBS: EP_SP_66_12-WP6D-M50.09.3.1 Boiler Building & Flue Gas Foundation		158	207	25.32%		118		03-Nov-21 A	28-May-22	31-Jan-22	04-Jun-22	7	
WBS: EP_SP_66_12-WP6D-M50.09.3.1.1 Piling Works (Socket H-pile)		149	156	20.81%		118		24-Dec-21 A	28-May-22	31-Jan-22	04-Jun-22	7	
WBS: EP_SP_66_12-WP6D-M50.09.3.1.1.2 Piling Stage 1 (Module 1)		99	106	31.31%		68		24-Dec-21 A	08-Apr-22	31-Jan-22	08-Apr-22	0	
09-2580	Prebored H Pile Installations (60 nrs, 4 Workfronts @4d/no.) Workfront (5	69	76	44.93%	44.93%	38		24-Dec-21 A	09-Mar-22	31-Jan-22	09-Mar-22	0	
09-2590	Pile Load Test	8	8	0%	0%	8		10-Mar-22	17-Mar-22	26-Mar-22	02-Apr-22	16	
09-2700	Prebored H Pile Installations (11 nrs, 2 Workfronts @4d/no.) Workfront (5	22	22	0%	0%	22		10-Mar-22	31-Mar-22	10-Mar-22	31-Mar-22	0	
09-2700-1(6D)	Pile Load Test	8	8	0%	0%	8		01-Apr-22	08-Apr-22	01-Apr-22	08-Apr-22	0	
WBS: EP_SP_66_12-WP6D-M50.09.3.1.1.1 Piling Stage 2 (Module 2)		80	80	0%		80		10-Mar-22	28-May-22	17-Mar-22	04-Jun-22	7	
09-2300	Prebored H Pile Installations (18 nrs, 2 Workfronts @4d/no.) Workfront (7	36	36	0%	0%	36		10-Mar-22	14-Apr-22	17-Mar-22	21-Apr-22	7	
09-2600	Prebored H Pile Installations (15 nrs, 2 Workfronts @4d/no.) Workfront (5	30	30	0%	0%	30		01-Apr-22	30-Apr-22	17-Apr-22	16-May-22	16	
09-2610	Prebored H Pile Installations (22 nrs, 2 Workfronts @4d/no.) Workfront (7	44	44	0%	0%	44		15-Apr-22	28-May-22	22-Apr-22	04-Jun-22	7	
WBS: EP_SP_66_12-WP6D-M50.09.3.1.2 Piling Works (Driven H-pile)		158	207	25.32%		118		03-Nov-21 A	28-May-22	31-Jan-22	28-May-22	0	
WBS: EP_SP_66_12-WP6D-M50.09.3.1.2.1 Piling Stage 1 (Module 1)		96	108	52.08%		46		30-Nov-21 A	17-Mar-22	31-Jan-22	02-Apr-22	16	
09-1320	Driven H Pile Installations (250 nrs ~40m(D), @60m/d 4 Workfronts)	96	100	60.42%	60.42%	38		30-Nov-21 A	09-Mar-22	31-Jan-22	09-Mar-22	0	
09-1330	Pile Load Test	8	8	0%	0%	8		10-Mar-22	17-Mar-22	26-Mar-22	02-Apr-22	16	
WBS: EP_SP_66_12-WP6D-M50.09.3.1.2.2 Piling Stage 2 (Module 2)		158	207	25.32%		118		03-Nov-21 A	28-May-22	07-Feb-22	28-May-22	0	
09-1340(6)	Predrilling for Driven Pile founding determination (64nr ~60m, @15m/d, 4	64	121	50%	50%	32		03-Nov-21 A	03-Mar-22	07-Feb-22	10-Mar-22	7	
09-1350	Driven H Pile Installations (243 nrs ~40m(D), @60m/d 4 Workfronts)	79	79	0%	0%	79		11-Mar-22	28-May-22	11-Mar-22	28-May-22	0	
WBS: EP_SP_66_12-WP6D-M50.09.3.1.2.3 Piling Stage 3 (Module 3)		42	121	23.81%		32		03-Nov-21 A	03-Mar-22	27-Apr-22	28-May-22	86	
09-1370(6)	Predrilling for Driven Pile founding determination (63nr ~60m, @15m/d, 8	42	121	23.81%	23.81%	32		03-Nov-21 A	03-Mar-22	27-Apr-22	28-May-22	86	
WBS: EP_SP_66_12-WP6D-M50.09.3.1.9 Pile Caps Construction		67	67	0%		67		19-Mar-22	24-May-22	04-Apr-22	24-May-22	0	
WBS: EP_SP_66_12-WP6D-M50.09.3.1.9.1 Pile Cap Stage 1 (Module 1)		67	67	0%		67		19-Mar-22	24-May-22	04-Apr-22	24-May-22	0	
09-1400	Excavation to Pile Cap Formation (TPU)	45	45	0%	0%	45		19-Mar-22	02-May-22	04-Apr-22	18-May-22	16	
09-1420-1(6D)	Excavation to Pile Cap Formation (FGC)	45	45	0%	0%	45		10-Apr-22	24-May-22	10-Apr-22	24-May-22	0	
WBS: EP_SP_66_12-WP6D-M50.09.6 Compressor & CCCW Bld Foundation		79	79	0%		79		18-Feb-22	07-May-22	09-Apr-22	16-May-22	9	
WBS: EP_SP_66_12-WP6D-M50.09.6.1 Piling Works (Driven H-pile)		79	79	0%		79		18-Feb-22	07-May-22	09-Apr-22	16-May-22	9	
09-2310(6)	Predrilling for Driven Pile founding determination (6nr ~60m, @15m/d, 4 F	6	6	0%	0%	6		18-Feb-22	23-Feb-22	09-Apr-22	14-Apr-22	50	
09-2320	Driven H Pile Installations (68 nrs ~55m(D), @60m/d 2 Workfronts)	32	32	0%	0%	32		06-Apr-22	07-May-22	15-Apr-22	16-May-22	9	
WBS: EP_SP_66_12-WP6D-M50.09.7 Chimney Foundation		39	187	0%		98		03-Nov-21 A	08-May-22	19-Apr-22	27-May-22	19	
WBS: EP_SP_66_12-WP6D-M50.09.7.1 Piling Works (Bored Pile)		39	187	0%		98		03-Nov-21 A	08-May-22	19-Apr-22	27-May-22	19	
09-1810	Predrilling for Bored Pile founding determination (8nr ~60m, @15m/d, 4 R	8	121	0%	0%	32		03-Nov-21 A	03-Mar-22	26-Apr-22	27-May-22	85	
09-1810-1(6D)	Mobilization of Piling Plants & Equipments and Site Setup	39	39	0%	0%	39		31-Mar-22	08-May-22	19-Apr-22	27-May-22	19	
WBS: EP_SP_66_12-WP6D-M50.15 Works By CLP		487	487	0%		487		02-Jun-23	01-Oct-24	15-May-23	04-Jan-25	95	
WBS: EP_SP_66_12-WP6D-M50.15.1 Installation of Transmission System		298	298	0%		298		02-Jun-23	25-Mar-24	15-May-23	25-May-24	61	
15-0800	450 days Prior to Commencement of System Commissioning Test	0	0	0%	0%	0		02-Jun-23		15-May-23		-18	
15-0900	Completion of Civil Provision for Transmission	0	0	0%	0%	0			30-Aug-23		30-Sep-23	31	
15-1000	Construction of Transmission System	90	90	0%	0%	90		02-Jun-23	30-Aug-23	03-Jul-23	30-Sep-23	31	
15-1002	Cable Testing	30	30	0%	0%	30		25-Feb-24	25-Mar-24	26-Apr-24	25-May-24	61	
WBS: EP_SP_66_12-WP6D-M50.15.2 Remaining Installation Works by CLP		177	177	0%		177		30-Nov-23	24-May-24	30-Nov-23	31-Aug-24	99	
15-1005	Handover of CLP Equipment Room no later than 10 mths before energizati	0	0	0%	0%	0	As Late As Possible	30-Nov-23		30-Nov-23		0	
15-1010	Commencement of 132kV cable termination no later than 4 mths before e	0	0	0%	0%	0		26-Mar-24		25-May-24		61	
15-1010-1(6)	Overall testing and commissioning of 2 x CHS-IWMF circuits	60	60	0%	0%	60		26-Mar-24	24-May-24	03-Jul-24	31-Aug-24	99	
WBS: EP_SP_66_12-WP6D-M50.15.3 Metering & Energization		129	129	0%		129		25-May-24	01-Oct-24	01-Sep-24	04-Jan-25	95	
15-1020	Incoming Power System Final Inspection and Metering works	30	30	0%	0%	30		25-May-24	23-Jun-24	01-Sep-24	30-Sep-24	99	
15-1030	Energization of Incoming Power Supply Main System	0	0	0%	0%	0	Start On	01-Oct-24*		01-Oct-24		0	
15-1040	Energization of Incoming Power Supply Sub System	0	0	0%	0%	0	Start On or After	01-Oct-24*		04-Jan-25		95	
15-1050	Export Power System Final Inspection and Metering works	30	30	0%	0%	30		25-May-24	23-Jun-24	01-Sep-24	30-Sep-24	99	
15-1060	Connection to Grid	0	0	0%	0%	0			23-Jun-24		25-Dec-24	185	



3-Month Rolling Programme (January 2022)

Remaining Work
Actual Work
Critical Remaining Work
Milestone
Actual Milestone
Critical Milestone