

## Appendix D Water Quality Monitoring Data

Contract No. EP/SP/66/12  
 Integrated Waste Management Facilities, Phase 1  
 Impact Water Quality Monitoring Data

| Location | Date (YYYYMMDD) | Weather | Sea Condition | Tidal   | Water Level note 1 | Depth (m) | Time  | DO (mg/L) | pH   | Sal (ppt) | Temp (°C) | Turbidity (NTU) note 2 | SS (mg/L) | Total Alkalinity (mg/L) | Current Velocity (m/s) | Direction in NESW |
|----------|-----------------|---------|---------------|---------|--------------------|-----------|-------|-----------|------|-----------|-----------|------------------------|-----------|-------------------------|------------------------|-------------------|
| B1       | 20190802        | Cloudy  | Moderate      | Mid-Ebb | B                  | 3.8       | 12:45 | 6.8       | 8.24 | 26.3      | 27.09     | 5.73                   | 5         | 103                     | 0.286                  | SE                |
| B1       | 20190802        | Cloudy  | Moderate      | Mid-Ebb | B                  | 3.8       | 12:45 | 6.76      | 8.17 | 25.8      | 27.02     | 5.72                   | 5         | 102                     | 0.243                  | S                 |
| B1       | 20190802        | Cloudy  | Moderate      | Mid-Ebb | S                  | 1         | 12:46 | 7.09      | 7.65 | 25.3      | 26.93     | 6.01                   | 6         | 102                     | 0.217                  | S                 |
| B1       | 20190802        | Cloudy  | Moderate      | Mid-Ebb | S                  | 1         | 12:46 | 7.52      | 8.12 | 25.8      | 27.05     | 6.16                   | 6         | 103                     | 0.243                  | E                 |
| B2       | 20190802        | Cloudy  | Moderate      | Mid-Ebb | B                  | 4.7       | 13:05 | 7.44      | 8.01 | 26        | 26.85     | 6.48                   | 4         | 103                     | 0.258                  | S                 |
| B2       | 20190802        | Cloudy  | Moderate      | Mid-Ebb | B                  | 4.7       | 13:05 | 7.06      | 7.82 | 25.4      | 27.01     | 6.46                   | 3         | 103                     | 0.245                  | SE                |
| B2       | 20190802        | Cloudy  | Moderate      | Mid-Ebb | S                  | 1         | 13:06 | 7         | 7.81 | 26.1      | 27.06     | 6.79                   | 6         | 103                     | 0.199                  | S                 |
| B2       | 20190802        | Cloudy  | Moderate      | Mid-Ebb | S                  | 1         | 13:06 | 7.07      | 7.61 | 25.7      | 27.02     | 6.12                   | 6         | 103                     | 0.219                  | SE                |
| B3       | 20190802        | Cloudy  | Moderate      | Mid-Ebb | B                  | 4.1       | 13:08 | 6.68      | 7.65 | 26.2      | 26.91     | 7.86                   | 4         | 103                     | 0.274                  | SE                |
| B3       | 20190802        | Cloudy  | Moderate      | Mid-Ebb | B                  | 4.1       | 13:08 | 6.87      | 7.73 | 25.2      | 26.79     | 7.56                   | 5         | 103                     | 0.285                  | SE                |
| B3       | 20190802        | Cloudy  | Moderate      | Mid-Ebb | S                  | 1         | 13:09 | 6.38      | 7.67 | 25.4      | 27        | 8.89                   | 4         | 103                     | 0.288                  | S                 |
| B3       | 20190802        | Cloudy  | Moderate      | Mid-Ebb | S                  | 1         | 13:09 | 6.56      | 7.8  | 25.5      | 26.73     | 8.86                   | 5         | 104                     | 0.2                    | SE                |
| B4       | 20190802        | Cloudy  | Moderate      | Mid-Ebb | B                  | 3.9       | 13:22 | 6.49      | 7.76 | 26        | 26.8      | 7.79                   | 4         | 103                     | 0.191                  | SE                |
| B4       | 20190802        | Cloudy  | Moderate      | Mid-Ebb | B                  | 3.9       | 13:22 | 6.46      | 7.72 | 25.8      | 26.7      | 7.6                    | 4         | 102                     | 0.177                  | SE                |
| B4       | 20190802        | Cloudy  | Moderate      | Mid-Ebb | S                  | 1         | 13:23 | 6.43      | 7.84 | 25.6      | 26.76     | 7.92                   | 4         | 103                     | 0.188                  | SE                |
| B4       | 20190802        | Cloudy  | Moderate      | Mid-Ebb | S                  | 1         | 13:23 | 6.7       | 7.71 | 25.7      | 26.94     | 8.07                   | 5         | 103                     | 0.273                  | SE                |
| C1A      | 20190802        | Cloudy  | Moderate      | Mid-Ebb | B                  | 9.9       | 12:18 | 6.73      | 8.01 | 25.7      | 27        | 8.6                    | 3         | 103                     | 0.279                  | SE                |
| C1A      | 20190802        | Cloudy  | Moderate      | Mid-Ebb | B                  | 9.9       | 12:18 | 7.21      | 8.18 | 26.2      | 27.08     | 8.52                   | 4         | 104                     | 0.251                  | S                 |
| C1A      | 20190802        | Cloudy  | Moderate      | Mid-Ebb | M                  | 5.5       | 12:19 | 6.7       | 8.05 | 25.2      | 26.9      | 8.76                   | 4         | 103                     | 0.2                    | S                 |
| C1A      | 20190802        | Cloudy  | Moderate      | Mid-Ebb | M                  | 5.5       | 12:19 | 7.27      | 7.95 | 25.4      | 26.83     | 8.13                   | 3         | 103                     | 0.225                  | SE                |
| C1A      | 20190802        | Cloudy  | Moderate      | Mid-Ebb | S                  | 1         | 12:20 | 7.14      | 7.89 | 26.3      | 27.05     | 8.24                   | 3         | 104                     | 0.282                  | E                 |
| C1A      | 20190802        | Cloudy  | Moderate      | Mid-Ebb | S                  | 1         | 12:20 | 7.52      | 8.1  | 25.9      | 27.02     | 8.72                   | 3         | 103                     | 0.283                  | SE                |
| C2A      | 20190802        | Cloudy  | Moderate      | Mid-Ebb | B                  | 11.5      | 12:21 | 6.71      | 7.75 | 26.1      | 26.62     | 9.53                   | 6         | 105                     | 0.203                  | E                 |
| C2A      | 20190802        | Cloudy  | Moderate      | Mid-Ebb | B                  | 11.5      | 12:21 | 6.87      | 7.71 | 25.5      | 26.72     | 9.56                   | 5         | 103                     | 0.248                  | S                 |
| C2A      | 20190802        | Cloudy  | Moderate      | Mid-Ebb | M                  | 6.3       | 12:22 | 6.43      | 7.7  | 26.4      | 26.93     | 9.87                   | 6         | 102                     | 0.25                   | S                 |
| C2A      | 20190802        | Cloudy  | Moderate      | Mid-Ebb | M                  | 6.3       | 12:22 | 6.78      | 7.77 | 25.7      | 26.7      | 8.99                   | 5         | 103                     | 0.228                  | SE                |
| C2A      | 20190802        | Cloudy  | Moderate      | Mid-Ebb | S                  | 1         | 12:23 | 6.74      | 7.73 | 26.2      | 26.94     | 9.08                   | 4         | 103                     | 0.274                  | SE                |
| C2A      | 20190802        | Cloudy  | Moderate      | Mid-Ebb | S                  | 1         | 12:23 | 6.81      | 7.67 | 26        | 26.83     | 9.21                   | 5         | 103                     | 0.201                  | E                 |
| F1A      | 20190802        | Cloudy  | Moderate      | Mid-Ebb | B                  | 8         | 14:25 | 6.6       | 7.73 | 25.6      | 26.67     | 6.85                   | 5         | 103                     | 0.278                  | SE                |

Contract No. EP/SP/66/12  
Integrated Waste Management Facilities, Phase 1  
Impact Water Quality Monitoring Data

| Location | Date (YYYYMMDD) | Weather | Sea Condition | Tidal   | Water Level note 1 | Depth (m) | Time  | DO (mg/L) | pH   | Sal (ppt) | Temp (°C) | Turbidity (NTU) note 2 | SS (mg/L) | Total Alkalinity (mg/L) | Current Velocity (m/s) | Direction in NESW |
|----------|-----------------|---------|---------------|---------|--------------------|-----------|-------|-----------|------|-----------|-----------|------------------------|-----------|-------------------------|------------------------|-------------------|
| F1A      | 20190802        | Cloudy  | Moderate      | Mid-Ebb | B                  | 8         | 14:25 | 6.91      | 7.72 | 26        | 26.6      | 6.62                   | 6         | 102                     | 0.282                  | E                 |
| F1A      | 20190802        | Cloudy  | Moderate      | Mid-Ebb | M                  | 4.5       | 14:26 | 6.84      | 7.8  | 25.4      | 26.77     | 6.54                   | 6         | 103                     | 0.203                  | S                 |
| F1A      | 20190802        | Cloudy  | Moderate      | Mid-Ebb | M                  | 4.5       | 14:26 | 6.97      | 7.76 | 26.1      | 26.86     | 6.02                   | 6         | 103                     | 0.262                  | S                 |
| F1A      | 20190802        | Cloudy  | Moderate      | Mid-Ebb | S                  | 1         | 14:27 | 6.8       | 7.65 | 25.4      | 26.75     | 6.25                   | 6         | 103                     | 0.212                  | SE                |
| F1A      | 20190802        | Cloudy  | Moderate      | Mid-Ebb | S                  | 1         | 14:27 | 6.73      | 7.83 | 25.5      | 26.76     | 6.13                   | 7         | 105                     | 0.183                  | S                 |
| H1       | 20190802        | Cloudy  | Moderate      | Mid-Ebb | B                  | 7.1       | 12:48 | 6.48      | 7.74 | 25.5      | 26.75     | 7.84                   | 4         | 103                     | 0.247                  | S                 |
| H1       | 20190802        | Cloudy  | Moderate      | Mid-Ebb | B                  | 7.1       | 12:48 | 6.47      | 7.7  | 26.1      | 26.74     | 7.72                   | 3         | 103                     | 0.257                  | SE                |
| H1       | 20190802        | Cloudy  | Moderate      | Mid-Ebb | M                  | 4.1       | 12:49 | 6.99      | 7.79 | 25.4      | 26.84     | 7.66                   | 4         | 104                     | 0.274                  | S                 |
| H1       | 20190802        | Cloudy  | Moderate      | Mid-Ebb | M                  | 4.1       | 12:49 | 6.63      | 7.76 | 26.3      | 26.81     | 7.68                   | 4         | 103                     | 0.26                   | E                 |
| H1       | 20190802        | Cloudy  | Moderate      | Mid-Ebb | S                  | 1         | 12:50 | 7         | 7.79 | 26.2      | 27        | 7.25                   | 3         | 103                     | 0.196                  | SE                |
| H1       | 20190802        | Cloudy  | Moderate      | Mid-Ebb | S                  | 1         | 12:50 | 6.5       | 7.74 | 25.8      | 26.75     | 6.15                   | 4         | 104                     | 0.206                  | SE                |
| M1       | 20190802        | Cloudy  | Moderate      | Mid-Ebb | B                  | 8.4       | 13:53 | 6.45      | 7.81 | 25.2      | 26.77     | 4.81                   | 5         | 105                     | 0.191                  | S                 |
| M1       | 20190802        | Cloudy  | Moderate      | Mid-Ebb | B                  | 8.4       | 13:53 | 6.4       | 7.64 | 25.3      | 26.72     | 4.54                   | 6         | 105                     | 0.225                  | S                 |
| M1       | 20190802        | Cloudy  | Moderate      | Mid-Ebb | M                  | 4.7       | 13:54 | 6.47      | 7.7  | 25.7      | 26.75     | 3.05                   | 7         | 105                     | 0.237                  | S                 |
| M1       | 20190802        | Cloudy  | Moderate      | Mid-Ebb | M                  | 4.7       | 13:54 | 6.57      | 7.73 | 25.2      | 26.96     | 3.7                    | 7         | 106                     | 0.287                  | SE                |
| M1       | 20190802        | Cloudy  | Moderate      | Mid-Ebb | S                  | 1         | 13:55 | 7.06      | 7.65 | 25.6      | 26.73     | 4.16                   | 6         | 105                     | 0.284                  | SE                |
| M1       | 20190802        | Cloudy  | Moderate      | Mid-Ebb | S                  | 1         | 13:55 | 6.81      | 7.68 | 26.1      | 26.67     | 3.77                   | 7         | 104                     | 0.245                  | SE                |
| CR1      | 20190802        | Cloudy  | Moderate      | Mid-Ebb | B                  | 11.4      | 13:59 | 7.2       | 7.74 | 25.9      | 27.02     | 5.54                   | 10        | 103                     | 0.237                  | SE                |
| CR1      | 20190802        | Cloudy  | Moderate      | Mid-Ebb | B                  | 11.4      | 13:59 | 7.21      | 7.69 | 25.2      | 26.92     | 5.82                   | 10        | 103                     | 0.191                  | E                 |
| CR1      | 20190802        | Cloudy  | Moderate      | Mid-Ebb | M                  | 6.2       | 14:00 | 6.87      | 7.92 | 25.4      | 26.94     | 6.85                   | 10        | 105                     | 0.176                  | S                 |
| CR1      | 20190802        | Cloudy  | Moderate      | Mid-Ebb | M                  | 6.2       | 14:00 | 7.31      | 7.69 | 25.8      | 26.96     | 6.28                   | 9         | 103                     | 0.21                   | SE                |
| CR1      | 20190802        | Cloudy  | Moderate      | Mid-Ebb | S                  | 1         | 14:01 | 7.04      | 7.86 | 25.2      | 27.08     | 5.76                   | 8         | 102                     | 0.195                  | SE                |
| CR1      | 20190802        | Cloudy  | Moderate      | Mid-Ebb | S                  | 1         | 14:01 | 6.78      | 7.87 | 25.3      | 26.95     | 6.2                    | 9         | 102                     | 0.249                  | S                 |
| CR2      | 20190802        | Cloudy  | Moderate      | Mid-Ebb | B                  | 10.3      | 13:35 | 6.92      | 7.94 | 26.1      | 26.89     | 7.33                   | 10        | 105                     | 0.176                  | SE                |
| CR2      | 20190802        | Cloudy  | Moderate      | Mid-Ebb | B                  | 10.3      | 13:35 | 6.86      | 7.88 | 26.2      | 26.94     | 7.49                   | 8         | 105                     | 0.267                  | S                 |
| CR2      | 20190802        | Cloudy  | Moderate      | Mid-Ebb | M                  | 5.7       | 13:36 | 6.79      | 8.01 | 25.7      | 26.94     | 7.75                   | 8         | 105                     | 0.291                  | S                 |
| CR2      | 20190802        | Cloudy  | Moderate      | Mid-Ebb | M                  | 5.7       | 13:36 | 6.98      | 8    | 26        | 27.04     | 6.94                   | 7         | 105                     | 0.209                  | SE                |
| CR2      | 20190802        | Cloudy  | Moderate      | Mid-Ebb | S                  | 1         | 13:37 | 6.69      | 8.14 | 25.5      | 26.82     | 6.71                   | 11        | 105                     | 0.283                  | S                 |
| CR2      | 20190802        | Cloudy  | Moderate      | Mid-Ebb | S                  | 1         | 13:37 | 7.02      | 7.75 | 25.4      | 26.87     | 6.67                   | 11        | 103                     | 0.18                   | S                 |

Contract No. EP/SP/66/12  
 Integrated Waste Management Facilities, Phase 1  
 Impact Water Quality Monitoring Data

| Location | Date (YYYYMMDD) | Weather | Sea Condition | Tidal     | Water Level note 1 | Depth (m) | Time  | DO (mg/L) | pH   | Sal (ppt) | Temp (°C) | Turbidity (NTU) note 2 | SS (mg/L) | Total Alkalinity (mg/L) | Current Velocity (m/s) | Direction in NESW |
|----------|-----------------|---------|---------------|-----------|--------------------|-----------|-------|-----------|------|-----------|-----------|------------------------|-----------|-------------------------|------------------------|-------------------|
| S1       | 20190802        | Cloudy  | Moderate      | Mid-Ebb   | B                  | 4.5       | 12:55 | 7.29      | 8.07 | 26        | 26.87     | 5.77                   | 8         | 105                     | 0.248                  | S                 |
| S1       | 20190802        | Cloudy  | Moderate      | Mid-Ebb   | B                  | 4.5       | 12:55 | 7.43      | 7.79 | 26.2      | 26.95     | 5.74                   | 6         | 105                     | 0.232                  | S                 |
| S1       | 20190802        | Cloudy  | Moderate      | Mid-Ebb   | S                  | 1         | 12:56 | 6.8       | 8.14 | 25.4      | 27.02     | 6.19                   | 7         | 104                     | 0.244                  | SE                |
| S1       | 20190802        | Cloudy  | Moderate      | Mid-Ebb   | S                  | 1         | 12:56 | 7.21      | 7.71 | 25.7      | 26.88     | 6.15                   | 6         | 105                     | 0.245                  | S                 |
| S2A      | 20190802        | Cloudy  | Moderate      | Mid-Ebb   | B                  | 8.1       | 13:21 | 7.15      | 8.19 | 26.3      | 26.81     | 5.58                   | 6         | 105                     | 0.238                  | SE                |
| S2A      | 20190802        | Cloudy  | Moderate      | Mid-Ebb   | B                  | 8.1       | 13:21 | 7.42      | 8.02 | 26.4      | 27.01     | 5.82                   | 6         | 103                     | 0.289                  | SE                |
| S2A      | 20190802        | Cloudy  | Moderate      | Mid-Ebb   | M                  | 4.6       | 13:22 | 7.04      | 8.05 | 25.4      | 27.02     | 5.67                   | 7         | 105                     | 0.221                  | S                 |
| S2A      | 20190802        | Cloudy  | Moderate      | Mid-Ebb   | M                  | 4.6       | 13:22 | 7.12      | 7.69 | 26.4      | 26.96     | 5.97                   | 6         | 105                     | 0.233                  | SE                |
| S2A      | 20190802        | Cloudy  | Moderate      | Mid-Ebb   | S                  | 1         | 13:23 | 7.05      | 7.72 | 26        | 26.8      | 5.8                    | 5         | 105                     | 0.213                  | SE                |
| S2A      | 20190802        | Cloudy  | Moderate      | Mid-Ebb   | S                  | 1         | 13:23 | 6.87      | 7.91 | 25.6      | 26.88     | 5.99                   | 4         | 105                     | 0.27                   | E                 |
| S3       | 20190802        | Cloudy  | Moderate      | Mid-Ebb   | B                  | 9.7       | 13:45 | 7.29      | 7.84 | 25.4      | 26.85     | 6.54                   | 7         | 105                     | 0.251                  | E                 |
| S3       | 20190802        | Cloudy  | Moderate      | Mid-Ebb   | B                  | 9.7       | 13:45 | 7.18      | 7.82 | 25.9      | 27.02     | 6.93                   | 8         | 104                     | 0.245                  | E                 |
| S3       | 20190802        | Cloudy  | Moderate      | Mid-Ebb   | M                  | 5.4       | 13:46 | 7.34      | 7.87 | 26.4      | 26.96     | 6.69                   | 5         | 103                     | 0.244                  | E                 |
| S3       | 20190802        | Cloudy  | Moderate      | Mid-Ebb   | M                  | 5.4       | 13:46 | 7.01      | 8.04 | 26.1      | 26.98     | 7.7                    | 6         | 102                     | 0.257                  | S                 |
| S3       | 20190802        | Cloudy  | Moderate      | Mid-Ebb   | S                  | 1         | 13:47 | 7         | 8.11 | 25.7      | 26.93     | 6.82                   | 6         | 102                     | 0.26                   | E                 |
| S3       | 20190802        | Cloudy  | Moderate      | Mid-Ebb   | S                  | 1         | 13:47 | 6.81      | 7.94 | 25.5      | 27.04     | 7.93                   | 6         | 105                     | 0.278                  | SE                |
| B1       | 20190802        | Cloudy  | Moderate      | Mid-Flood | B                  | 4         | 17:44 | 7.31      | 7.62 | 26.1      | 26.63     | 5.4                    | 8         | 105                     | 0.24                   | W                 |
| B1       | 20190802        | Cloudy  | Moderate      | Mid-Flood | B                  | 4         | 17:44 | 7.55      | 7.77 | 26.8      | 26.6      | 5.67                   | 7         | 105                     | 0.31                   | SW                |
| B1       | 20190802        | Cloudy  | Moderate      | Mid-Flood | S                  | 1         | 17:45 | 7.59      | 7.63 | 26.4      | 26.62     | 6.19                   | 9         | 107                     | 0.299                  | W                 |
| B1       | 20190802        | Cloudy  | Moderate      | Mid-Flood | S                  | 1         | 17:45 | 6.8       | 7.66 | 25.8      | 26.69     | 5.2                    | 10        | 105                     | 0.267                  | NW                |
| B2       | 20190802        | Cloudy  | Moderate      | Mid-Flood | B                  | 4.1       | 18:04 | 6.72      | 7.83 | 25.9      | 26.61     | 5.65                   | 12        | 105                     | 0.269                  | NW                |
| B2       | 20190802        | Cloudy  | Moderate      | Mid-Flood | B                  | 4.1       | 18:04 | 6.87      | 7.79 | 26.3      | 26.64     | 5.77                   | 13        | 105                     | 0.221                  | W                 |
| B2       | 20190802        | Cloudy  | Moderate      | Mid-Flood | S                  | 1         | 18:05 | 7.21      | 7.77 | 25.7      | 26.7      | 4.75                   | 10        | 105                     | 0.259                  | W                 |
| B2       | 20190802        | Cloudy  | Moderate      | Mid-Flood | S                  | 1         | 18:05 | 7.25      | 7.77 | 25.7      | 26.69     | 4.83                   | 9         | 106                     | 0.283                  | NW                |
| B3       | 20190802        | Cloudy  | Moderate      | Mid-Flood | B                  | 3.3       | 17:39 | 6.85      | 7.66 | 26.2      | 26.55     | 8.58                   | 7         | 105                     | 0.18                   | W                 |
| B3       | 20190802        | Cloudy  | Moderate      | Mid-Flood | B                  | 3.3       | 17:39 | 6.9       | 7.55 | 26.3      | 26.43     | 9.81                   | 6         | 103                     | 0.232                  | W                 |
| B3       | 20190802        | Cloudy  | Moderate      | Mid-Flood | S                  | 1         | 17:40 | 7.05      | 7.62 | 26        | 26.58     | 9.12                   | 11        | 105                     | 0.217                  | W                 |
| B3       | 20190802        | Cloudy  | Moderate      | Mid-Flood | S                  | 1         | 17:40 | 6.95      | 7.71 | 26.1      | 26.57     | 9.7                    | 10        | 105                     | 0.218                  | W                 |
| B4       | 20190802        | Cloudy  | Moderate      | Mid-Flood | B                  | 3.9       | 17:50 | 6.79      | 7.75 | 26        | 26.56     | 8.46                   | 5         | 103                     | 0.282                  | W                 |

Contract No. EP/SP/66/12  
Integrated Waste Management Facilities, Phase 1  
Impact Water Quality Monitoring Data

| Location | Date (YYYYMMDD) | Weather | Sea Condition | Tidal     | Water Level note 1 | Depth (m) | Time  | DO (mg/L) | pH   | Sal (ppt) | Temp (°C) | Turbidity (NTU) note 2 | SS (mg/L) | Total Alkalinity (mg/L) | Current Velocity (m/s) | Direction in NESW |
|----------|-----------------|---------|---------------|-----------|--------------------|-----------|-------|-----------|------|-----------|-----------|------------------------|-----------|-------------------------|------------------------|-------------------|
| B4       | 20190802        | Cloudy  | Moderate      | Mid-Flood | B                  | 3.9       | 17:50 | 6.88      | 7.75 | 26.2      | 26.58     | 9.41                   | 4         | 105                     | 0.212                  | SW                |
| B4       | 20190802        | Cloudy  | Moderate      | Mid-Flood | S                  | 1         | 17:51 | 6.6       | 7.79 | 25.8      | 26.41     | 9.99                   | 4         | 105                     | 0.292                  | W                 |
| B4       | 20190802        | Cloudy  | Moderate      | Mid-Flood | S                  | 1         | 17:51 | 6.68      | 7.82 | 25.8      | 26.43     | 9.52                   | 3         | 102                     | 0.28                   | W                 |
| C1A      | 20190802        | Cloudy  | Moderate      | Mid-Flood | B                  | 10.7      | 17:16 | 6.9       | 7.83 | 26.1      | 26.53     | 6.55                   | 4         | 104                     | 0.267                  | W                 |
| C1A      | 20190802        | Cloudy  | Moderate      | Mid-Flood | B                  | 10.7      | 17:16 | 7.07      | 7.73 | 26.7      | 26.68     | 6.36                   | 4         | 105                     | 0.3                    | W                 |
| C1A      | 20190802        | Cloudy  | Moderate      | Mid-Flood | M                  | 5.9       | 17:17 | 7.48      | 7.6  | 26.4      | 26.55     | 6.87                   | 4         | 105                     | 0.253                  | W                 |
| C1A      | 20190802        | Cloudy  | Moderate      | Mid-Flood | M                  | 5.9       | 17:17 | 7.07      | 7.66 | 25.8      | 26.51     | 6.77                   | 3         | 106                     | 0.19                   | W                 |
| C1A      | 20190802        | Cloudy  | Moderate      | Mid-Flood | S                  | 1         | 17:18 | 6.81      | 7.59 | 26.4      | 26.69     | 6.94                   | 4         | 103                     | 0.252                  | W                 |
| C1A      | 20190802        | Cloudy  | Moderate      | Mid-Flood | S                  | 1         | 17:18 | 6.83      | 7.79 | 26.2      | 26.57     | 6.67                   | 4         | 102                     | 0.22                   | W                 |
| C2A      | 20190802        | Cloudy  | Moderate      | Mid-Flood | B                  | 10.8      | 17:09 | 6.62      | 7.65 | 25.6      | 26.52     | 11.23                  | 11        | 105                     | 0.245                  | W                 |
| C2A      | 20190802        | Cloudy  | Moderate      | Mid-Flood | B                  | 10.8      | 17:09 | 7.04      | 7.59 | 25.9      | 26.4      | 11.55                  | 10        | 105                     | 0.174                  | W                 |
| C2A      | 20190802        | Cloudy  | Moderate      | Mid-Flood | M                  | 5.9       | 17:10 | 6.85      | 7.64 | 26        | 26.39     | 12.07                  | 4         | 104                     | 0.288                  | NW                |
| C2A      | 20190802        | Cloudy  | Moderate      | Mid-Flood | M                  | 5.9       | 17:10 | 6.77      | 7.72 | 26.3      | 26.4      | 12.58                  | 4         | 104                     | 0.221                  | W                 |
| C2A      | 20190802        | Cloudy  | Moderate      | Mid-Flood | S                  | 1         | 17:11 | 7.15      | 7.78 | 26        | 26.4      | 13.19                  | 4         | 105                     | 0.194                  | W                 |
| C2A      | 20190802        | Cloudy  | Moderate      | Mid-Flood | S                  | 1         | 17:11 | 6.83      | 7.56 | 25.9      | 26.52     | 13.08                  | 4         | 105                     | 0.166                  | W                 |
| F1A      | 20190802        | Cloudy  | Moderate      | Mid-Flood | B                  | 7.4       | 18:18 | 7         | 7.82 | 26.1      | 26.56     | 4.86                   | 7         | 104                     | 0.173                  | W                 |
| F1A      | 20190802        | Cloudy  | Moderate      | Mid-Flood | B                  | 7.4       | 18:18 | 6.81      | 7.82 | 26.2      | 26.45     | 4.49                   | 7         | 106                     | 0.266                  | SW                |
| F1A      | 20190802        | Cloudy  | Moderate      | Mid-Flood | M                  | 4.2       | 18:19 | 6.73      | 7.63 | 25.8      | 26.39     | 4.87                   | 8         | 105                     | 0.227                  | SW                |
| F1A      | 20190802        | Cloudy  | Moderate      | Mid-Flood | M                  | 4.2       | 18:19 | 7.18      | 7.79 | 25.5      | 26.41     | 4.9                    | 8         | 104                     | 0.285                  | SW                |
| F1A      | 20190802        | Cloudy  | Moderate      | Mid-Flood | S                  | 1         | 18:20 | 7.01      | 7.59 | 25.6      | 26.45     | 5.06                   | 10        | 105                     | 0.129                  | SW                |
| F1A      | 20190802        | Cloudy  | Moderate      | Mid-Flood | S                  | 1         | 18:20 | 6.62      | 7.67 | 25.5      | 26.55     | 5.93                   | 9         | 105                     | 0.245                  | SW                |
| H1       | 20190802        | Cloudy  | Moderate      | Mid-Flood | B                  | 6.9       | 17:26 | 6.65      | 7.76 | 26.3      | 26.46     | 8.85                   | 4         | 105                     | 0.249                  | SW                |
| H1       | 20190802        | Cloudy  | Moderate      | Mid-Flood | B                  | 6.9       | 17:26 | 6.85      | 7.62 | 26.3      | 26.57     | 8.55                   | 5         | 103                     | 0.168                  | SW                |
| H1       | 20190802        | Cloudy  | Moderate      | Mid-Flood | M                  | 4         | 17:27 | 6.98      | 7.68 | 25.9      | 26.57     | 8.06                   | 4         | 105                     | 0.249                  | W                 |
| H1       | 20190802        | Cloudy  | Moderate      | Mid-Flood | M                  | 4         | 17:27 | 7.05      | 7.7  | 26.3      | 26.52     | 8.55                   | 4         | 106                     | 0.169                  | SW                |
| H1       | 20190802        | Cloudy  | Moderate      | Mid-Flood | S                  | 1         | 17:28 | 6.57      | 7.66 | 26.3      | 26.43     | 8.72                   | 4         | 105                     | 0.176                  | SW                |
| H1       | 20190802        | Cloudy  | Moderate      | Mid-Flood | S                  | 1         | 17:28 | 7.04      | 7.78 | 25.6      | 26.47     | 7.94                   | 4         | 104                     | 0.265                  | SW                |
| M1       | 20190802        | Cloudy  | Moderate      | Mid-Flood | B                  | 6.7       | 18:45 | 7.12      | 7.82 | 25.9      | 26.52     | 3.74                   | 13        | 104                     | 0.191                  | W                 |
| M1       | 20190802        | Cloudy  | Moderate      | Mid-Flood | B                  | 6.7       | 18:45 | 7.13      | 7.71 | 25.5      | 26.39     | 3.66                   | 12        | 105                     | 0.176                  | W                 |

Contract No. EP/SP/66/12  
 Integrated Waste Management Facilities, Phase 1  
 Impact Water Quality Monitoring Data

| Location | Date (YYYYMMDD) | Weather | Sea Condition | Tidal     | Water Level note 1 | Depth (m) | Time  | DO (mg/L) | pH   | Sal (ppt) | Temp (°C) | Turbidity (NTU) note 2 | SS (mg/L) | Total Alkalinity (mg/L) | Current Velocity (m/s) | Direction in NESW |
|----------|-----------------|---------|---------------|-----------|--------------------|-----------|-------|-----------|------|-----------|-----------|------------------------|-----------|-------------------------|------------------------|-------------------|
| M1       | 20190802        | Cloudy  | Moderate      | Mid-Flood | M                  | 3.9       | 18:46 | 6.97      | 7.79 | 25.5      | 26.41     | 4.04                   | 12        | 104                     | 0.264                  | NW                |
| M1       | 20190802        | Cloudy  | Moderate      | Mid-Flood | M                  | 3.9       | 18:46 | 7.17      | 7.78 | 26        | 26.58     | 4.62                   | 11        | 105                     | 0.14                   | W                 |
| M1       | 20190802        | Cloudy  | Moderate      | Mid-Flood | S                  | 1         | 18:47 | 6.51      | 7.62 | 25.9      | 26.46     | 4.89                   | 12        | 104                     | 0.233                  | NW                |
| M1       | 20190802        | Cloudy  | Moderate      | Mid-Flood | S                  | 1         | 18:47 | 7.09      | 7.59 | 25.7      | 26.56     | 4.54                   | 11        | 105                     | 0.287                  | W                 |
| CR1      | 20190802        | Cloudy  | Moderate      | Mid-Flood | B                  | 11.2      | 18:57 | 6.8       | 7.75 | 26        | 26.56     | 4.35                   | 13        | 104                     | 0.307                  | W                 |
| CR1      | 20190802        | Cloudy  | Moderate      | Mid-Flood | B                  | 11.2      | 18:57 | 7.49      | 7.65 | 26.7      | 26.55     | 3.88                   | 14        | 105                     | 0.263                  | W                 |
| CR1      | 20190802        | Cloudy  | Moderate      | Mid-Flood | M                  | 6.1       | 18:58 | 7.5       | 7.74 | 26.2      | 26.69     | 3.95                   | 14        | 105                     | 0.31                   | NW                |
| CR1      | 20190802        | Cloudy  | Moderate      | Mid-Flood | M                  | 6.1       | 18:58 | 7.28      | 7.8  | 26.5      | 26.61     | 3.07                   | 13        | 104                     | 0.202                  | NW                |
| CR1      | 20190802        | Cloudy  | Moderate      | Mid-Flood | S                  | 1         | 18:59 | 7.27      | 7.84 | 26.3      | 26.64     | 2.41                   | 13        | 105                     | 0.281                  | W                 |
| CR1      | 20190802        | Cloudy  | Moderate      | Mid-Flood | S                  | 1         | 18:59 | 7.45      | 7.63 | 25.9      | 26.62     | 4.03                   | 14        | 105                     | 0.26                   | NW                |
| CR1      | 20190802        | Cloudy  | Moderate      | Mid-Flood | S                  | 1         | 18:59 | -         | -    | -         | -         | 3.08                   | -         | -                       | -                      | -                 |
| CR2      | 20190802        | Cloudy  | Moderate      | Mid-Flood | B                  | 10.7      | 18:34 | 6.74      | 7.66 | 26.3      | 26.51     | 4.39                   | 13        | 104                     | 0.213                  | W                 |
| CR2      | 20190802        | Cloudy  | Moderate      | Mid-Flood | B                  | 10.7      | 18:34 | 7.13      | 7.62 | 26.2      | 26.7      | 3.9                    | 12        | 104                     | 0.247                  | NW                |
| CR2      | 20190802        | Cloudy  | Moderate      | Mid-Flood | M                  | 5.9       | 18:35 | 7.17      | 7.79 | 26        | 26.65     | 3.12                   | 14        | 105                     | 0.223                  | W                 |
| CR2      | 20190802        | Cloudy  | Moderate      | Mid-Flood | M                  | 5.9       | 18:35 | 6.81      | 7.68 | 26.6      | 26.6      | 2.98                   | 13        | 104                     | 0.282                  | W                 |
| CR2      | 20190802        | Cloudy  | Moderate      | Mid-Flood | S                  | 1         | 18:36 | 6.93      | 7.66 | 26        | 26.54     | 3.11                   | 14        | 105                     | 0.192                  | W                 |
| CR2      | 20190802        | Cloudy  | Moderate      | Mid-Flood | S                  | 1         | 18:36 | 7.18      | 7.67 | 26.8      | 26.57     | 2.96                   | 12        | 105                     | 0.227                  | W                 |
| S1       | 20190802        | Cloudy  | Moderate      | Mid-Flood | B                  | 4.5       | 17:54 | 7.04      | 7.66 | 25.8      | 26.53     | 5.68                   | 6         | 104                     | 0.259                  | W                 |
| S1       | 20190802        | Cloudy  | Moderate      | Mid-Flood | B                  | 4.5       | 17:54 | 7.1       | 7.76 | 26.5      | 26.65     | 5.75                   | 7         | 105                     | 0.243                  | NW                |
| S1       | 20190802        | Cloudy  | Moderate      | Mid-Flood | S                  | 1         | 17:55 | 6.92      | 7.77 | 26.8      | 26.52     | 5.77                   | 7         | 105                     | 0.23                   | SW                |
| S1       | 20190802        | Cloudy  | Moderate      | Mid-Flood | S                  | 1         | 17:55 | 6.94      | 7.63 | 26.6      | 26.55     | 5.09                   | 7         | 105                     | 0.309                  | NW                |
| S2A      | 20190802        | Cloudy  | Moderate      | Mid-Flood | B                  | 8         | 18:19 | 7.36      | 7.66 | 26.6      | 26.52     | 4.36                   | 6         | 104                     | 0.2                    | NW                |
| S2A      | 20190802        | Cloudy  | Moderate      | Mid-Flood | B                  | 8         | 18:19 | 7.13      | 7.8  | 26.6      | 26.65     | 4.49                   | 6         | 104                     | 0.214                  | SW                |
| S2A      | 20190802        | Cloudy  | Moderate      | Mid-Flood | M                  | 4.5       | 18:20 | 7.56      | 7.8  | 26.7      | 26.6      | 5.94                   | 6         | 105                     | 0.271                  | W                 |
| S2A      | 20190802        | Cloudy  | Moderate      | Mid-Flood | M                  | 4.5       | 18:20 | 6.84      | 7.7  | 26.1      | 26.66     | 5.67                   | 7         | 105                     | 0.287                  | W                 |
| S2A      | 20190802        | Cloudy  | Moderate      | Mid-Flood | S                  | 1         | 18:21 | 7.46      | 7.61 | 26.2      | 26.55     | 5.25                   | 5         | 105                     | 0.284                  | SW                |
| S2A      | 20190802        | Cloudy  | Moderate      | Mid-Flood | S                  | 1         | 18:21 | 7.49      | 7.81 | 26.8      | 26.71     | 5.71                   | 6         | 105                     | 0.202                  | W                 |
| S3       | 20190802        | Cloudy  | Moderate      | Mid-Flood | B                  | 8.4       | 18:44 | 7.31      | 7.62 | 26.8      | 26.68     | 5.59                   | 13        | 104                     | 0.216                  | W                 |
| S3       | 20190802        | Cloudy  | Moderate      | Mid-Flood | B                  | 8.4       | 18:44 | 7.15      | 7.72 | 26.3      | 26.67     | 5.54                   | 12        | 106                     | 0.265                  | W                 |

Contract No. EP/SP/66/12  
Integrated Waste Management Facilities, Phase 1  
Impact Water Quality Monitoring Data

| Location | Date (YYYYMMDD) | Weather | Sea Condition | Tidal     | Water Level note 1 | Depth (m) | Time  | DO (mg/L) | pH   | Sal (ppt) | Temp (°C) | Turbidity (NTU) note 2 | SS (mg/L) | Total Alkalinity (mg/L) | Current Velocity (m/s) | Direction in NESW |
|----------|-----------------|---------|---------------|-----------|--------------------|-----------|-------|-----------|------|-----------|-----------|------------------------|-----------|-------------------------|------------------------|-------------------|
| S3       | 20190802        | Cloudy  | Moderate      | Mid-Flood | M                  | 4.7       | 18:45 | 6.75      | 7.73 | 26.7      | 26.65     | 5.68                   | 13        | 105                     | 0.307                  | W                 |
| S3       | 20190802        | Cloudy  | Moderate      | Mid-Flood | M                  | 4.7       | 18:45 | 7.46      | 7.78 | 25.7      | 26.66     | 5.94                   | 12        | 105                     | 0.277                  | W                 |
| S3       | 20190802        | Cloudy  | Moderate      | Mid-Flood | S                  | 1         | 18:46 | 7.02      | 7.83 | 26.4      | 26.71     | 6.13                   | 6         | 105                     | 0.271                  | NW                |
| S3       | 20190802        | Cloudy  | Moderate      | Mid-Flood | S                  | 1         | 18:46 | 6.94      | 7.67 | 26.3      | 26.71     | 6.09                   | 5         | 105                     | 0.308                  | W                 |
| B1       | 20190805        | Sunny   | Moderate      | Mid-Flood | B                  | 4.1       | 9:14  | 6.73      | 7.67 | 24.4      | 27.27     | 2.88                   | 5         | 106                     | 0.278                  | NW                |
| B1       | 20190805        | Sunny   | Moderate      | Mid-Flood | B                  | 4.1       | 9:14  | 6.96      | 7.66 | 24.8      | 27.26     | 2.75                   | 6         | 106                     | 0.144                  | SW                |
| B1       | 20190805        | Sunny   | Moderate      | Mid-Flood | S                  | 1         | 9:15  | 6.7       | 7.79 | 25        | 27.24     | 3.08                   | 5         | 106                     | 0.285                  | W                 |
| B1       | 20190805        | Sunny   | Moderate      | Mid-Flood | S                  | 1         | 9:15  | 6.65      | 7.7  | 24.8      | 27.09     | 2.98                   | 5         | 106                     | 0.19                   | W                 |
| B2       | 20190805        | Sunny   | Moderate      | Mid-Flood | B                  | 3.6       | 9:33  | 7.01      | 7.77 | 24.2      | 27.27     | 2.85                   | 5         | 106                     | 0.253                  | W                 |
| B2       | 20190805        | Sunny   | Moderate      | Mid-Flood | B                  | 3.6       | 9:33  | 7.09      | 7.68 | 24.4      | 27.26     | 2.73                   | 4         | 105                     | 0.28                   | W                 |
| B2       | 20190805        | Sunny   | Moderate      | Mid-Flood | S                  | 1         | 9:34  | 7.04      | 7.62 | 24.2      | 27.31     | 2.77                   | 4         | 106                     | 0.2                    | W                 |
| B2       | 20190805        | Sunny   | Moderate      | Mid-Flood | S                  | 1         | 9:34  | 7.15      | 7.57 | 24.6      | 27.31     | 3.18                   | 4         | 106                     | 0.23                   | SW                |
| B3       | 20190805        | Sunny   | Moderate      | Mid-Flood | B                  | 3.7       | 8:39  | 6.77      | 7.7  | 26.6      | 26.63     | 3.19                   | 4         | 106                     | 0.152                  | SW                |
| B3       | 20190805        | Sunny   | Moderate      | Mid-Flood | B                  | 3.7       | 8:39  | 6.67      | 7.74 | 27.2      | 26.71     | 3.43                   | 4         | 106                     | 0.285                  | W                 |
| B3       | 20190805        | Sunny   | Moderate      | Mid-Flood | S                  | 1         | 8:40  | 6.55      | 7.49 | 26.2      | 26.67     | 3.25                   | 4         | 106                     | 0.257                  | W                 |
| B3       | 20190805        | Sunny   | Moderate      | Mid-Flood | S                  | 1         | 8:40  | 6.53      | 7.73 | 26.2      | 26.71     | 3.51                   | 3         | 107                     | 0.19                   | SW                |
| B4       | 20190805        | Sunny   | Moderate      | Mid-Flood | B                  | 4.5       | 8:50  | 6.63      | 7.53 | 26.5      | 26.73     | 3.37                   | 4         | 106                     | 0.132                  | NW                |
| B4       | 20190805        | Sunny   | Moderate      | Mid-Flood | B                  | 4.5       | 8:50  | 6.54      | 7.49 | 26.6      | 26.67     | 3.3                    | 4         | 106                     | 0.135                  | W                 |
| B4       | 20190805        | Sunny   | Moderate      | Mid-Flood | S                  | 1         | 8:51  | 6.72      | 7.64 | 26.8      | 26.67     | 3.73                   | 4         | 106                     | 0.256                  | W                 |
| B4       | 20190805        | Sunny   | Moderate      | Mid-Flood | S                  | 1         | 8:51  | 6.66      | 7.55 | 26.5      | 26.73     | 3.25                   | 3         | 106                     | 0.204                  | SW                |
| C1A      | 20190805        | Sunny   | Moderate      | Mid-Flood | B                  | 11        | 8:48  | 7.19      | 7.7  | 24.5      | 27.06     | 2.38                   | 2         | 105                     | 0.284                  | SW                |
| C1A      | 20190805        | Sunny   | Moderate      | Mid-Flood | B                  | 11        | 8:48  | 6.63      | 7.61 | 24.6      | 27.04     | 2.87                   | 2         | 107                     | 0.18                   | W                 |
| C1A      | 20190805        | Sunny   | Moderate      | Mid-Flood | M                  | 6         | 8:49  | 6.55      | 7.81 | 25.3      | 27.07     | 2.87                   | 2         | 106                     | 0.254                  | W                 |
| C1A      | 20190805        | Sunny   | Moderate      | Mid-Flood | M                  | 6         | 8:49  | 6.61      | 7.66 | 24.9      | 27.09     | 3.09                   | 2         | 105                     | 0.291                  | W                 |
| C1A      | 20190805        | Sunny   | Moderate      | Mid-Flood | S                  | 1         | 8:50  | 6.98      | 7.71 | 25.3      | 27.1      | 2.68                   | 3         | 106                     | 0.148                  | NW                |
| C1A      | 20190805        | Sunny   | Moderate      | Mid-Flood | S                  | 1         | 8:50  | 6.94      | 7.6  | 24.4      | 27.11     | 3.06                   | 3         | 105                     | 0.292                  | SW                |
| C2A      | 20190805        | Sunny   | Moderate      | Mid-Flood | B                  | 10.7      | 8:04  | 6.81      | 7.61 | 27        | 26.74     | 3.09                   | <2        | 106                     | 0.275                  | W                 |
| C2A      | 20190805        | Sunny   | Moderate      | Mid-Flood | B                  | 10.7      | 8:04  | 6.78      | 7.52 | 27.4      | 26.75     | 3.22                   | <2        | 106                     | 0.212                  | W                 |
| C2A      | 20190805        | Sunny   | Moderate      | Mid-Flood | M                  | 5.85      | 8:05  | 6.7       | 7.54 | 26.4      | 26.64     | 3.36                   | 3         | 106                     | 0.271                  | W                 |



Contract No. EP/SP/66/12  
 Integrated Waste Management Facilities, Phase 1  
 Impact Water Quality Monitoring Data

| Location | Date (YYYYMMDD) | Weather | Sea Condition | Tidal     | Water Level note 1 | Depth (m) | Time  | DO (mg/L) | pH   | Sal (ppt) | Temp (°C) | Turbidity (NTU) note 2 | SS (mg/L) | Total Alkalinity (mg/L) | Current Velocity (m/s) | Direction in NESW |
|----------|-----------------|---------|---------------|-----------|--------------------|-----------|-------|-----------|------|-----------|-----------|------------------------|-----------|-------------------------|------------------------|-------------------|
| C2A      | 20190805        | Sunny   | Moderate      | Mid-Flood | M                  | 5.85      | 8:05  | 6.61      | 7.7  | 26.7      | 26.73     | 3.48                   | 2         | 106                     | 0.291                  | SW                |
| C2A      | 20190805        | Sunny   | Moderate      | Mid-Flood | S                  | 1         | 8:06  | 6.57      | 7.73 | 27.1      | 26.74     | 3.71                   | 2         | 106                     | 0.132                  | W                 |
| C2A      | 20190805        | Sunny   | Moderate      | Mid-Flood | S                  | 1         | 8:06  | 6.62      | 7.66 | 27.4      | 26.63     | 3.78                   | 2         | 106                     | 0.163                  | NW                |
| CR1      | 20190805        | Sunny   | Moderate      | Mid-Flood | B                  | 12        | 10:32 | 7.14      | 7.79 | 25.4      | 27.25     | 2.68                   | 3         | 105                     | 0.185                  | W                 |
| CR1      | 20190805        | Sunny   | Moderate      | Mid-Flood | B                  | 12        | 10:32 | 7.01      | 7.78 | 25        | 27.26     | 2.83                   | 3         | 104                     | 0.169                  | W                 |
| CR1      | 20190805        | Sunny   | Moderate      | Mid-Flood | M                  | 6.5       | 10:33 | 6.89      | 7.55 | 25.3      | 27.27     | 2.94                   | 3         | 105                     | 0.277                  | W                 |
| CR1      | 20190805        | Sunny   | Moderate      | Mid-Flood | M                  | 6.5       | 10:33 | 6.96      | 7.78 | 24.7      | 27.27     | 2.61                   | 3         | 104                     | 0.21                   | W                 |
| CR1      | 20190805        | Sunny   | Moderate      | Mid-Flood | S                  | 1         | 10:34 | 6.87      | 7.71 | 24.7      | 27.31     | 2.88                   | 4         | 106                     | 0.205                  | NW                |
| CR1      | 20190805        | Sunny   | Moderate      | Mid-Flood | S                  | 1         | 10:34 | 7.1       | 7.59 | 24.2      | 27.31     | 3.06                   | 4         | 106                     | 0.235                  | W                 |
| CR2      | 20190805        | Sunny   | Moderate      | Mid-Flood | B                  | 9.7       | 10:05 | 6.94      | 7.68 | 25.4      | 27.3      | 2.91                   | 2         | 106                     | 0.209                  | W                 |
| CR2      | 20190805        | Sunny   | Moderate      | Mid-Flood | B                  | 9.7       | 10:05 | 6.94      | 7.64 | 24.6      | 27.29     | 2.84                   | 2         | 107                     | 0.162                  | NW                |
| CR2      | 20190805        | Sunny   | Moderate      | Mid-Flood | M                  | 5.35      | 10:06 | 6.99      | 7.76 | 24.5      | 27.27     | 2.69                   | 3         | 106                     | 0.179                  | W                 |
| CR2      | 20190805        | Sunny   | Moderate      | Mid-Flood | M                  | 5.35      | 10:06 | 6.75      | 7.78 | 24.3      | 27.2      | 2.56                   | 3         | 106                     | 0.132                  | SW                |
| CR2      | 20190805        | Sunny   | Moderate      | Mid-Flood | S                  | 1         | 10:07 | 6.5       | 7.77 | 25.2      | 27.18     | 2.98                   | 4         | 104                     | 0.253                  | NW                |
| CR2      | 20190805        | Sunny   | Moderate      | Mid-Flood | S                  | 1         | 10:07 | 6.72      | 7.56 | 24.9      | 27.3      | 3.19                   | 4         | 104                     | 0.228                  | SW                |
| F1A      | 20190805        | Sunny   | Moderate      | Mid-Flood | B                  | 7.3       | 9:18  | 6.78      | 7.64 | 27.3      | 26.7      | 2.89                   | 3         | 106                     | 0.205                  | NW                |
| F1A      | 20190805        | Sunny   | Moderate      | Mid-Flood | B                  | 7.3       | 9:18  | 6.45      | 7.75 | 26.2      | 26.62     | 2.89                   | 3         | 104                     | 0.128                  | W                 |
| F1A      | 20190805        | Sunny   | Moderate      | Mid-Flood | M                  | 4.15      | 9:19  | 6.5       | 7.75 | 26.8      | 26.68     | 3.42                   | 3         | 106                     | 0.171                  | W                 |
| F1A      | 20190805        | Sunny   | Moderate      | Mid-Flood | M                  | 4.15      | 9:19  | 6.52      | 7.71 | 27.2      | 26.66     | 3.19                   | 3         | 106                     | 0.125                  | SW                |
| F1A      | 20190805        | Sunny   | Moderate      | Mid-Flood | S                  | 1         | 9:20  | 6.63      | 7.49 | 27.1      | 26.65     | 3.41                   | 2         | 106                     | 0.208                  | SW                |
| F1A      | 20190805        | Sunny   | Moderate      | Mid-Flood | S                  | 1         | 9:20  | 6.48      | 7.64 | 27.1      | 26.61     | 3.67                   | 2         | 106                     | 0.172                  | SW                |
| H1       | 20190805        | Sunny   | Moderate      | Mid-Flood | B                  | 6.5       | 8:23  | 6.62      | 7.59 | 26.5      | 26.68     | 3.36                   | 4         | 105                     | 0.28                   | W                 |
| H1       | 20190805        | Sunny   | Moderate      | Mid-Flood | B                  | 6.5       | 8:23  | 6.51      | 7.54 | 27        | 26.67     | 3.36                   | 4         | 104                     | 0.209                  | W                 |
| H1       | 20190805        | Sunny   | Moderate      | Mid-Flood | M                  | 3.75      | 8:24  | 6.54      | 7.55 | 26.8      | 26.65     | 3.59                   | 4         | 106                     | 0.206                  | SW                |
| H1       | 20190805        | Sunny   | Moderate      | Mid-Flood | M                  | 3.75      | 8:24  | 6.67      | 7.45 | 26.2      | 26.66     | 3.37                   | 4         | 106                     | 0.151                  | W                 |
| H1       | 20190805        | Sunny   | Moderate      | Mid-Flood | S                  | 1         | 8:25  | 6.56      | 7.69 | 27        | 26.64     | 3.24                   | 4         | 104                     | 0.216                  | W                 |
| H1       | 20190805        | Sunny   | Moderate      | Mid-Flood | S                  | 1         | 8:25  | 6.79      | 7.67 | 26.2      | 26.69     | 3.76                   | 4         | 106                     | 0.206                  | W                 |
| M1       | 20190805        | Sunny   | Moderate      | Mid-Flood | B                  | 7.3       | 9:49  | 6.73      | 7.53 | 27.4      | 26.71     | 3.06                   | 3         | 104                     | 0.172                  | W                 |
| M1       | 20190805        | Sunny   | Moderate      | Mid-Flood | B                  | 7.3       | 9:49  | 6.47      | 7.64 | 26.3      | 26.74     | 3.11                   | 2         | 103                     | 0.176                  | NW                |



Contract No. EP/SP/66/12  
Integrated Waste Management Facilities, Phase 1  
Impact Water Quality Monitoring Data

| Location | Date (YYYYMMDD) | Weather | Sea Condition | Tidal     | Water Level note 1 | Depth (m) | Time  | DO (mg/L) | pH   | Sal (ppt) | Temp (°C) | Turbidity (NTU) note 2 | SS (mg/L) | Total Alkalinity (mg/L) | Current Velocity (m/s) | Direction in NESW |
|----------|-----------------|---------|---------------|-----------|--------------------|-----------|-------|-----------|------|-----------|-----------|------------------------|-----------|-------------------------|------------------------|-------------------|
| M1       | 20190805        | Sunny   | Moderate      | Mid-Flood | M                  | 4.15      | 9:50  | 6.52      | 7.6  | 27.3      | 26.61     | 3.35                   | 2         | 106                     | 0.269                  | W                 |
| M1       | 20190805        | Sunny   | Moderate      | Mid-Flood | M                  | 4.15      | 9:50  | 6.71      | 7.51 | 26.6      | 26.72     | 3.5                    | <2        | 105                     | 0.163                  | W                 |
| M1       | 20190805        | Sunny   | Moderate      | Mid-Flood | S                  | 1         | 9:51  | 6.51      | 7.45 | 26.5      | 26.65     | 3.34                   | <2        | 105                     | 0.257                  | SW                |
| M1       | 20190805        | Sunny   | Moderate      | Mid-Flood | S                  | 1         | 9:51  | 6.47      | 7.71 | 26.4      | 26.62     | 3.47                   | <2        | 107                     | 0.188                  | NW                |
| S1       | 20190805        | Sunny   | Moderate      | Mid-Flood | B                  | 4.6       | 9:23  | 6.89      | 7.78 | 24.5      | 27.3      | 2.72                   | 3         | 104                     | 0.2                    | SW                |
| S1       | 20190805        | Sunny   | Moderate      | Mid-Flood | B                  | 4.6       | 9:23  | 6.56      | 7.72 | 24.4      | 27.2      | 2.36                   | 3         | 104                     | 0.287                  | W                 |
| S1       | 20190805        | Sunny   | Moderate      | Mid-Flood | S                  | 1         | 9:24  | 7.1       | 7.82 | 24.5      | 27.24     | 2.85                   | <2        | 103                     | 0.24                   | SW                |
| S1       | 20190805        | Sunny   | Moderate      | Mid-Flood | S                  | 1         | 9:24  | 6.54      | 7.57 | 25.4      | 27.25     | 2.81                   | <2        | 104                     | 0.29                   | NW                |
| S2A      | 20190805        | Sunny   | Moderate      | Mid-Flood | B                  | 8.7       | 9:49  | 6.77      | 7.75 | 25.2      | 27.14     | 2.63                   | 4         | 104                     | 0.19                   | SW                |
| S2A      | 20190805        | Sunny   | Moderate      | Mid-Flood | B                  | 8.7       | 9:49  | 7.08      | 7.59 | 24.8      | 27.18     | 2.86                   | 5         | 104                     | 0.263                  | SW                |
| S2A      | 20190805        | Sunny   | Moderate      | Mid-Flood | M                  | 4.85      | 9:50  | 7.19      | 7.58 | 25.4      | 27.28     | 2.87                   | 3         | 104                     | 0.169                  | NW                |
| S2A      | 20190805        | Sunny   | Moderate      | Mid-Flood | M                  | 4.85      | 9:50  | 6.53      | 7.72 | 25.2      | 27.2      | 3.04                   | 4         | 104                     | 0.168                  | W                 |
| S2A      | 20190805        | Sunny   | Moderate      | Mid-Flood | S                  | 1         | 9:51  | 6.97      | 7.83 | 24.3      | 27.23     | 2.86                   | 3         | 104                     | 0.213                  | NW                |
| S2A      | 20190805        | Sunny   | Moderate      | Mid-Flood | S                  | 1         | 9:51  | 6.87      | 7.75 | 24.5      | 27.17     | 3                      | 2         | 104                     | 0.226                  | W                 |
| S3       | 20190805        | Sunny   | Moderate      | Mid-Flood | B                  | 8.8       | 10:15 | 6.66      | 7.73 | 24.3      | 27.38     | 2.43                   | 5         | 106                     | 0.189                  | SW                |
| S3       | 20190805        | Sunny   | Moderate      | Mid-Flood | B                  | 8.8       | 10:15 | 7.13      | 7.7  | 25.4      | 27.23     | 2.65                   | 4         | 107                     | 0.176                  | W                 |
| S3       | 20190805        | Sunny   | Moderate      | Mid-Flood | M                  | 4.9       | 10:16 | 7.1       | 7.62 | 25.3      | 27.32     | 2.63                   | 3         | 107                     | 0.222                  | W                 |
| S3       | 20190805        | Sunny   | Moderate      | Mid-Flood | M                  | 4.9       | 10:16 | 6.75      | 7.55 | 24.3      | 27.21     | 2.73                   | 3         | 107                     | 0.169                  | W                 |
| S3       | 20190805        | Sunny   | Moderate      | Mid-Flood | S                  | 1         | 10:17 | 6.62      | 7.74 | 24.7      | 27.38     | 2.86                   | 2         | 104                     | 0.277                  | W                 |
| S3       | 20190805        | Sunny   | Moderate      | Mid-Flood | S                  | 1         | 10:17 | 6.79      | 7.68 | 24.4      | 27.34     | 2.82                   | 3         | 104                     | 0.226                  | W                 |
| B1       | 20190805        | Sunny   | Moderate      | Mid-Ebb   | B                  | 3.6       | 14:15 | 7.26      | 7.71 | 26.4      | 28.28     | 2.75                   | 2         | 104                     | 0.197                  | SE                |
| B1       | 20190805        | Sunny   | Moderate      | Mid-Ebb   | B                  | 3.6       | 14:15 | 7.75      | 8.16 | 27.3      | 28.24     | 2.53                   | 3         | 104                     | 0.151                  | S                 |
| B1       | 20190805        | Sunny   | Moderate      | Mid-Ebb   | S                  | 1         | 14:16 | 7.78      | 7.61 | 26.3      | 28.33     | 3.25                   | 3         | 104                     | 0.193                  | SE                |
| B1       | 20190805        | Sunny   | Moderate      | Mid-Ebb   | S                  | 1         | 14:16 | 6.88      | 7.99 | 27        | 28.29     | 2.82                   | 3         | 104                     | 0.155                  | E                 |
| B2       | 20190805        | Sunny   | Moderate      | Mid-Ebb   | B                  | 4.3       | 14:34 | 7.72      | 8.12 | 26.2      | 28.29     | 2.97                   | 2         | 104                     | 0.138                  | S                 |
| B2       | 20190805        | Sunny   | Moderate      | Mid-Ebb   | B                  | 4.3       | 14:34 | 7.15      | 8.12 | 27.3      | 28.21     | 2.55                   | <2        | 104                     | 0.159                  | SE                |
| B2       | 20190805        | Sunny   | Moderate      | Mid-Ebb   | S                  | 1         | 14:35 | 7.28      | 7.9  | 26.4      | 28.35     | 3.08                   | 2         | 103                     | 0.164                  | SE                |
| B2       | 20190805        | Sunny   | Moderate      | Mid-Ebb   | S                  | 1         | 14:35 | 7.48      | 7.94 | 26.9      | 28.31     | 2.84                   | 2         | 104                     | 0.138                  | SE                |
| B3       | 20190805        | Sunny   | Moderate      | Mid-Ebb   | B                  | 3.4       | 14:33 | 6.98      | 7.96 | 26.9      | 27.47     | 3.61                   | 3         | 104                     | 0.173                  | SE                |

Contract No. EP/SP/66/12  
Integrated Waste Management Facilities, Phase 1  
Impact Water Quality Monitoring Data

| Location | Date (YYYYMMDD) | Weather | Sea Condition | Tidal   | Water Level note 1 | Depth (m) | Time  | DO (mg/L) | pH   | Sal (ppt) | Temp (°C) | Turbidity (NTU) note 2 | SS (mg/L) | Total Alkalinity (mg/L) | Current Velocity (m/s) | Direction in NESW |
|----------|-----------------|---------|---------------|---------|--------------------|-----------|-------|-----------|------|-----------|-----------|------------------------|-----------|-------------------------|------------------------|-------------------|
| B3       | 20190805        | Sunny   | Moderate      | Mid-Ebb | B                  | 3.4       | 14:33 | 6.8       | 7.94 | 26.9      | 27.6      | 3.07                   | 4         | 104                     | 0.164                  | SE                |
| B3       | 20190805        | Sunny   | Moderate      | Mid-Ebb | S                  | 1         | 14:34 | 6.93      | 8.01 | 27.2      | 27.47     | 3.69                   | 4         | 104                     | 0.152                  | SE                |
| B3       | 20190805        | Sunny   | Moderate      | Mid-Ebb | S                  | 1         | 14:34 | 6.94      | 7.95 | 27.3      | 27.56     | 3.59                   | 4         | 104                     | 0.142                  | E                 |
| B4       | 20190805        | Sunny   | Moderate      | Mid-Ebb | B                  | 3.9       | 14:42 | 6.88      | 8    | 27        | 27.41     | 3.59                   | 3         | 106                     | 0.198                  | S                 |
| B4       | 20190805        | Sunny   | Moderate      | Mid-Ebb | B                  | 3.9       | 14:42 | 6.9       | 8.04 | 27        | 27.53     | 3.43                   | 4         | 106                     | 0.192                  | S                 |
| B4       | 20190805        | Sunny   | Moderate      | Mid-Ebb | S                  | 1         | 14:43 | 6.94      | 7.86 | 27        | 27.58     | 3.31                   | 5         | 104                     | 0.187                  | SE                |
| B4       | 20190805        | Sunny   | Moderate      | Mid-Ebb | S                  | 1         | 14:43 | 6.9       | 7.89 | 27.4      | 27.46     | 3.55                   | 5         | 104                     | 0.165                  | SE                |
| C1A      | 20190805        | Sunny   | Moderate      | Mid-Ebb | B                  | 8.5       | 13:49 | 7.62      | 7.86 | 26.3      | 28.28     | 2.64                   | 4         | 104                     | 0.182                  | S                 |
| C1A      | 20190805        | Sunny   | Moderate      | Mid-Ebb | B                  | 8.5       | 13:49 | 7.63      | 8.13 | 26.5      | 28.33     | 2.78                   | 5         | 104                     | 0.145                  | S                 |
| C1A      | 20190805        | Sunny   | Moderate      | Mid-Ebb | M                  | 4.75      | 13:50 | 7.9       | 8.14 | 26.5      | 28.25     | 2.63                   | 5         | 104                     | 0.173                  | E                 |
| C1A      | 20190805        | Sunny   | Moderate      | Mid-Ebb | M                  | 4.75      | 13:50 | 7.04      | 7.88 | 26.8      | 28.21     | 2.91                   | 4         | 104                     | 0.195                  | S                 |
| C1A      | 20190805        | Sunny   | Moderate      | Mid-Ebb | S                  | 1         | 13:51 | 7.62      | 7.88 | 26.8      | 28.31     | 3.12                   | 4         | 104                     | 0.151                  | E                 |
| C1A      | 20190805        | Sunny   | Moderate      | Mid-Ebb | S                  | 1         | 13:51 | 7.23      | 7.73 | 27.2      | 28.27     | 3.25                   | 5         | 104                     | 0.158                  | SE                |
| C2A      | 20190805        | Sunny   | Moderate      | Mid-Ebb | B                  | 10.9      | 14:00 | 6.87      | 7.72 | 27.1      | 27.5      | 3.07                   | <2        | 104                     | 0.184                  | SE                |
| C2A      | 20190805        | Sunny   | Moderate      | Mid-Ebb | B                  | 10.9      | 14:00 | 6.8       | 7.82 | 27.3      | 27.44     | 3.11                   | <2        | 104                     | 0.154                  | E                 |
| C2A      | 20190805        | Sunny   | Moderate      | Mid-Ebb | M                  | 5.95      | 14:01 | 6.96      | 7.7  | 27.3      | 27.41     | 3.77                   | 3         | 104                     | 0.144                  | S                 |
| C2A      | 20190805        | Sunny   | Moderate      | Mid-Ebb | M                  | 5.95      | 14:01 | 6.95      | 7.7  | 27.3      | 27.46     | 3.33                   | 2         | 103                     | 0.14                   | SE                |
| C2A      | 20190805        | Sunny   | Moderate      | Mid-Ebb | S                  | 1         | 14:02 | 6.84      | 7.74 | 27.4      | 27.52     | 3.51                   | 4         | 104                     | 0.145                  | SE                |
| C2A      | 20190805        | Sunny   | Moderate      | Mid-Ebb | S                  | 1         | 14:02 | 6.98      | 7.86 | 27.4      | 27.51     | 3.54                   | 4         | 104                     | 0.151                  | S                 |
| CR1      | 20190805        | Sunny   | Moderate      | Mid-Ebb | B                  | 12.4      | 15:33 | 7.59      | 7.97 | 26.2      | 28.32     | 2.59                   | <2        | 104                     | 0.151                  | S                 |
| CR1      | 20190805        | Sunny   | Moderate      | Mid-Ebb | B                  | 12.4      | 15:33 | 7.41      | 8.1  | 27.4      | 28.31     | 2.54                   | <2        | 103                     | 0.202                  | SE                |
| CR1      | 20190805        | Sunny   | Moderate      | Mid-Ebb | M                  | 6.7       | 15:34 | 6.96      | 7.78 | 26.3      | 28.25     | 2.7                    | <2        | 104                     | 0.17                   | SE                |
| CR1      | 20190805        | Sunny   | Moderate      | Mid-Ebb | M                  | 6.7       | 15:34 | 7.29      | 7.91 | 27        | 28.23     | 2.85                   | 2         | 104                     | 0.172                  | S                 |
| CR1      | 20190805        | Sunny   | Moderate      | Mid-Ebb | S                  | 1         | 15:35 | 7.21      | 7.76 | 26.4      | 28.34     | 3.2                    | 2         | 103                     | 0.196                  | S                 |
| CR1      | 20190805        | Sunny   | Moderate      | Mid-Ebb | S                  | 1         | 15:35 | 6.99      | 8.05 | 26.4      | 28.25     | 3.26                   | 2         | 104                     | 0.157                  | SE                |
| CR2      | 20190805        | Sunny   | Moderate      | Mid-Ebb | B                  | 10        | 15:06 | 6.89      | 7.85 | 27        | 28.35     | 2.83                   | 2         | 104                     | 0.145                  | S                 |
| CR2      | 20190805        | Sunny   | Moderate      | Mid-Ebb | B                  | 10        | 15:06 | 6.89      | 7.69 | 27.1      | 28.2      | 2.96                   | <2        | 104                     | 0.182                  | SE                |
| CR2      | 20190805        | Sunny   | Moderate      | Mid-Ebb | M                  | 5.5       | 15:07 | 7.86      | 7.94 | 26.5      | 28.22     | 2.73                   | 2         | 104                     | 0.174                  | E                 |
| CR2      | 20190805        | Sunny   | Moderate      | Mid-Ebb | M                  | 5.5       | 15:07 | 7.28      | 8.19 | 26.8      | 28.32     | 3.03                   | <2        | 104                     | 0.158                  | E                 |

Contract No. EP/SP/66/12  
 Integrated Waste Management Facilities, Phase 1  
 Impact Water Quality Monitoring Data

| Location | Date (YYYYMMDD) | Weather | Sea Condition | Tidal   | Water Level note 1 | Depth (m) | Time  | DO (mg/L) | pH   | Sal (ppt) | Temp (°C) | Turbidity (NTU) note 2 | SS (mg/L) | Total Alkalinity (mg/L) | Current Velocity (m/s) | Direction in NESW |
|----------|-----------------|---------|---------------|---------|--------------------|-----------|-------|-----------|------|-----------|-----------|------------------------|-----------|-------------------------|------------------------|-------------------|
| CR2      | 20190805        | Sunny   | Moderate      | Mid-Ebb | S                  | 1         | 15:08 | 6.85      | 7.82 | 26.2      | 28.29     | 2.77                   | 2         | 104                     | 0.201                  | SE                |
| CR2      | 20190805        | Sunny   | Moderate      | Mid-Ebb | S                  | 1         | 15:08 | 7.62      | 7.69 | 27.2      | 28.36     | 2.92                   | 2         | 104                     | 0.148                  | SE                |
| F1A      | 20190805        | Sunny   | Moderate      | Mid-Ebb | B                  | 8.1       | 15:07 | 6.83      | 7.99 | 27        | 27.5      | 3.36                   | <2        | 104                     | 0.19                   | E                 |
| F1A      | 20190805        | Sunny   | Moderate      | Mid-Ebb | B                  | 8.1       | 15:07 | 6.9       | 7.84 | 27.3      | 27.58     | 3.15                   | <2        | 103                     | 0.153                  | S                 |
| F1A      | 20190805        | Sunny   | Moderate      | Mid-Ebb | M                  | 4.55      | 15:08 | 6.88      | 7.99 | 27        | 27.55     | 3.65                   | <2        | 104                     | 0.182                  | SE                |
| F1A      | 20190805        | Sunny   | Moderate      | Mid-Ebb | M                  | 4.55      | 15:08 | 6.99      | 7.87 | 27.2      | 27.51     | 3.28                   | 2         | 104                     | 0.156                  | S                 |
| F1A      | 20190805        | Sunny   | Moderate      | Mid-Ebb | S                  | 1         | 15:09 | 6.88      | 7.85 | 27        | 27.57     | 3.56                   | 3         | 104                     | 0.183                  | S                 |
| F1A      | 20190805        | Sunny   | Moderate      | Mid-Ebb | S                  | 1         | 15:09 | 6.84      | 7.71 | 27        | 27.46     | 3.78                   | 3         | 104                     | 0.179                  | S                 |
| H1       | 20190805        | Sunny   | Moderate      | Mid-Ebb | B                  | 7.6       | 14:17 | 6.86      | 7.99 | 26.9      | 27.55     | 3.64                   | 4         | 106                     | 0.136                  | SE                |
| H1       | 20190805        | Sunny   | Moderate      | Mid-Ebb | B                  | 7.6       | 14:17 | 6.81      | 7.81 | 27.4      | 27.55     | 3.51                   | 4         | 104                     | 0.162                  | SE                |
| H1       | 20190805        | Sunny   | Moderate      | Mid-Ebb | M                  | 4.3       | 14:18 | 6.91      | 7.97 | 26.9      | 27.5      | 3.5                    | 3         | 106                     | 0.174                  | SE                |
| H1       | 20190805        | Sunny   | Moderate      | Mid-Ebb | M                  | 4.3       | 14:18 | 6.97      | 7.88 | 27.2      | 27.53     | 3.23                   | 3         | 106                     | 0.144                  | E                 |
| H1       | 20190805        | Sunny   | Moderate      | Mid-Ebb | S                  | 1         | 14:19 | 6.9       | 7.82 | 26.9      | 27.45     | 3.32                   | 3         | 106                     | 0.185                  | SE                |
| H1       | 20190805        | Sunny   | Moderate      | Mid-Ebb | S                  | 1         | 14:19 | 6.94      | 7.88 | 27.4      | 27.44     | 3.78                   | 3         | 105                     | 0.142                  | SE                |
| M1       | 20190805        | Sunny   | Moderate      | Mid-Ebb | B                  | 7.8       | 15:39 | 6.84      | 7.88 | 26.8      | 27.57     | 3.39                   | <2        | 104                     | 0.175                  | SE                |
| M1       | 20190805        | Sunny   | Moderate      | Mid-Ebb | B                  | 7.8       | 15:39 | 6.81      | 8.04 | 27.3      | 27.53     | 3.61                   | <2        | 104                     | 0.192                  | SE                |
| M1       | 20190805        | Sunny   | Moderate      | Mid-Ebb | M                  | 4.4       | 15:40 | 6.99      | 7.79 | 26.9      | 27.59     | 3.55                   | <2        | 104                     | 0.158                  | SE                |
| M1       | 20190805        | Sunny   | Moderate      | Mid-Ebb | M                  | 4.4       | 15:40 | 6.86      | 8.02 | 27.4      | 27.59     | 3.59                   | <2        | 104                     | 0.18                   | SE                |
| M1       | 20190805        | Sunny   | Moderate      | Mid-Ebb | S                  | 1         | 15:41 | 6.96      | 8.01 | 27.5      | 27.48     | 3.74                   | <2        | 103                     | 0.141                  | S                 |
| M1       | 20190805        | Sunny   | Moderate      | Mid-Ebb | S                  | 1         | 15:41 | 6.8       | 7.82 | 27.5      | 27.48     | 3.72                   | <2        | 104                     | 0.192                  | SE                |
| S1       | 20190805        | Sunny   | Moderate      | Mid-Ebb | B                  | 4.1       | 14:24 | 7.78      | 7.64 | 26.6      | 28.3      | 2.58                   | <2        | 104                     | 0.162                  | SE                |
| S1       | 20190805        | Sunny   | Moderate      | Mid-Ebb | B                  | 4.1       | 14:24 | 7.19      | 7.82 | 27.4      | 28.27     | 2.49                   | 2         | 105                     | 0.186                  | SE                |
| S1       | 20190805        | Sunny   | Moderate      | Mid-Ebb | S                  | 1         | 14:25 | 7.66      | 8.01 | 26.8      | 28.26     | 3.08                   | <2        | 104                     | 0.155                  | E                 |
| S1       | 20190805        | Sunny   | Moderate      | Mid-Ebb | S                  | 1         | 14:25 | 7.61      | 7.87 | 27.2      | 28.33     | 2.87                   | 2         | 104                     | 0.145                  | SE                |
| S2A      | 20190805        | Sunny   | Moderate      | Mid-Ebb | B                  | 8.5       | 14:51 | 7.54      | 7.97 | 26.9      | 28.36     | 2.85                   | 4         | 104                     | 0.17                   | SE                |
| S2A      | 20190805        | Sunny   | Moderate      | Mid-Ebb | B                  | 8.5       | 14:51 | 7.8       | 7.8  | 26.9      | 28.34     | 2.8                    | 4         | 104                     | 0.189                  | SE                |
| S2A      | 20190805        | Sunny   | Moderate      | Mid-Ebb | M                  | 4.75      | 14:52 | 7.26      | 7.95 | 26.6      | 28.34     | 2.99                   | 2         | 104                     | 0.193                  | S                 |
| S2A      | 20190805        | Sunny   | Moderate      | Mid-Ebb | M                  | 4.75      | 14:52 | 7.39      | 7.68 | 26.7      | 28.21     | 2.98                   | 3         | 104                     | 0.144                  | SE                |
| S2A      | 20190805        | Sunny   | Moderate      | Mid-Ebb | S                  | 1         | 14:53 | 7.9       | 8.08 | 26.2      | 28.2      | 3.02                   | 2         | 104                     | 0.173                  | SE                |

Contract No. EP/SP/66/12  
Integrated Waste Management Facilities, Phase 1  
Impact Water Quality Monitoring Data

| Location | Date (YYYYMMDD) | Weather | Sea Condition | Tidal     | Water Level note 1 | Depth (m) | Time  | DO (mg/L) | pH   | Sal (ppt) | Temp (°C) | Turbidity (NTU) note 2 | SS (mg/L) | Total Alkalinity (mg/L) | Current Velocity (m/s) | Direction in NESW |
|----------|-----------------|---------|---------------|-----------|--------------------|-----------|-------|-----------|------|-----------|-----------|------------------------|-----------|-------------------------|------------------------|-------------------|
| S2A      | 20190805        | Sunny   | Moderate      | Mid-Ebb   | S                  | 1         | 14:53 | 7.26      | 7.94 | 27.3      | 28.29     | 3.08                   | 2         | 104                     | 0.178                  | S                 |
| S3       | 20190805        | Sunny   | Moderate      | Mid-Ebb   | B                  | 10.4      | 15:16 | 7.92      | 7.73 | 26.2      | 28.21     | 2.5                    | <2        | 104                     | 0.167                  | E                 |
| S3       | 20190805        | Sunny   | Moderate      | Mid-Ebb   | B                  | 10.4      | 15:16 | 6.84      | 8.14 | 27.4      | 28.26     | 2.73                   | <2        | 104                     | 0.165                  | S                 |
| S3       | 20190805        | Sunny   | Moderate      | Mid-Ebb   | M                  | 5.7       | 15:17 | 7.74      | 7.75 | 26.4      | 28.28     | 2.68                   | <2        | 104                     | 0.17                   | SE                |
| S3       | 20190805        | Sunny   | Moderate      | Mid-Ebb   | M                  | 5.7       | 15:17 | 7.9       | 8.09 | 27.3      | 28.35     | 3.08                   | 2         | 104                     | 0.186                  | S                 |
| S3       | 20190805        | Sunny   | Moderate      | Mid-Ebb   | S                  | 1         | 15:18 | 7.88      | 7.69 | 26.3      | 28.28     | 2.96                   | 2         | 104                     | 0.195                  | SE                |
| S3       | 20190805        | Sunny   | Moderate      | Mid-Ebb   | S                  | 1         | 15:18 | 7.91      | 8.22 | 27.2      | 28.23     | 2.91                   | 2         | 104                     | 0.156                  | E                 |
| B1       | 20190807        | Sunny   | Moderate      | Mid-Flood | B                  | 3.8       | 11:25 | 7.07      | 7.81 | 26.8      | 28.01     | 2.54                   | 3         | 106                     | 0.21                   | W                 |
| B1       | 20190807        | Sunny   | Moderate      | Mid-Flood | B                  | 3.8       | 11:25 | 7.55      | 8    | 26.7      | 28.07     | 2.59                   | 3         | 104                     | 0.184                  | NW                |
| B1       | 20190807        | Sunny   | Moderate      | Mid-Flood | S                  | 1         | 11:26 | 7.02      | 7.78 | 26.8      | 27.93     | 2.94                   | 3         | 105                     | 0.276                  | W                 |
| B1       | 20190807        | Sunny   | Moderate      | Mid-Flood | S                  | 1         | 11:26 | 7.14      | 7.63 | 26.9      | 28.03     | 3.26                   | 2         | 106                     | 0.209                  | W                 |
| B2       | 20190807        | Sunny   | Moderate      | Mid-Flood | B                  | 3.9       | 11:44 | 6.95      | 7.58 | 26.3      | 28.18     | 2.32                   | 3         | 104                     | 0.276                  | W                 |
| B2       | 20190807        | Sunny   | Moderate      | Mid-Flood | B                  | 3.9       | 11:44 | 7.3       | 7.75 | 26.8      | 28.1      | 2.81                   | 4         | 103                     | 0.216                  | NW                |
| B2       | 20190807        | Sunny   | Moderate      | Mid-Flood | S                  | 1         | 11:45 | 7.22      | 7.59 | 26.3      | 28.27     | 2.7                    | 3         | 106                     | 0.25                   | W                 |
| B2       | 20190807        | Sunny   | Moderate      | Mid-Flood | S                  | 1         | 11:45 | 7.3       | 7.82 | 27.2      | 28.31     | 3.13                   | 2         | 104                     | 0.133                  | W                 |
| B3       | 20190807        | Sunny   | Moderate      | Mid-Flood | B                  | 3.9       | 10:06 | 7.56      | 7.91 | 26.9      | 27.3      | 2.03                   | 4         | 105                     | 0.236                  | W                 |
| B3       | 20190807        | Sunny   | Moderate      | Mid-Flood | B                  | 3.9       | 10:06 | 7.24      | 7.98 | 27.4      | 27.4      | 2.17                   | 4         | 106                     | 0.126                  | NW                |
| B3       | 20190807        | Sunny   | Moderate      | Mid-Flood | S                  | 1         | 10:07 | 7.32      | 7.72 | 27.3      | 27.33     | 2.12                   | 4         | 106                     | 0.216                  | SW                |
| B3       | 20190807        | Sunny   | Moderate      | Mid-Flood | S                  | 1         | 10:07 | 7.54      | 7.69 | 27.3      | 27.35     | 2.2                    | 3         | 104                     | 0.165                  | W                 |
| B4       | 20190807        | Sunny   | Moderate      | Mid-Flood | B                  | 4         | 10:15 | 7.58      | 7.83 | 27.2      | 27.25     | 2.17                   | 3         | 104                     | 0.181                  | W                 |
| B4       | 20190807        | Sunny   | Moderate      | Mid-Flood | B                  | 4         | 10:15 | 7.1       | 7.94 | 27        | 27.36     | 2.03                   | 2         | 103                     | 0.228                  | W                 |
| B4       | 20190807        | Sunny   | Moderate      | Mid-Flood | S                  | 1         | 10:16 | 7.08      | 7.89 | 27.3      | 27.32     | 2.42                   | 5         | 106                     | 0.24                   | W                 |
| B4       | 20190807        | Sunny   | Moderate      | Mid-Flood | S                  | 1         | 10:16 | 7.05      | 7.84 | 27        | 27.4      | 2.55                   | 5         | 107                     | 0.225                  | SW                |
| C1A      | 20190807        | Sunny   | Moderate      | Mid-Flood | B                  | 9.5       | 10:37 | 7.57      | 7.74 | 26.3      | 27.84     | 2.71                   | 6         | 106                     | 0.29                   | W                 |
| C1A      | 20190807        | Sunny   | Moderate      | Mid-Flood | B                  | 9.5       | 10:37 | 7.68      | 7.76 | 27.1      | 27.83     | 2.54                   | 5         | 106                     | 0.254                  | W                 |
| C1A      | 20190807        | Sunny   | Moderate      | Mid-Flood | M                  | 5.25      | 10:38 | 7.48      | 8.08 | 26.2      | 27.82     | 2.72                   | 5         | 103                     | 0.277                  | SW                |
| C1A      | 20190807        | Sunny   | Moderate      | Mid-Flood | M                  | 5.25      | 10:38 | 7.19      | 7.93 | 27        | 27.87     | 2.85                   | 5         | 103                     | 0.163                  | W                 |
| C1A      | 20190807        | Sunny   | Moderate      | Mid-Flood | S                  | 1         | 10:39 | 7.63      | 7.63 | 26.6      | 27.91     | 3.04                   | 4         | 104                     | 0.231                  | W                 |
| C1A      | 20190807        | Sunny   | Moderate      | Mid-Flood | S                  | 1         | 10:39 | 7.67      | 8.05 | 26.8      | 27.8      | 3.24                   | 3         | 104                     | 0.157                  | W                 |

Contract No. EP/SP/66/12  
Integrated Waste Management Facilities, Phase 1  
Impact Water Quality Monitoring Data

| Location | Date (YYYYMMDD) | Weather | Sea Condition | Tidal     | Water Level note 1 | Depth (m) | Time  | DO (mg/L) | pH   | Sal (ppt) | Temp (°C) | Turbidity (NTU) note 2 | SS (mg/L) | Total Alkalinity (mg/L) | Current Velocity (m/s) | Direction in NESW |
|----------|-----------------|---------|---------------|-----------|--------------------|-----------|-------|-----------|------|-----------|-----------|------------------------|-----------|-------------------------|------------------------|-------------------|
| C2A      | 20190807        | Sunny   | Moderate      | Mid-Flood | B                  | 10.9      | 9:28  | 7.65      | 7.77 | 27        | 27.26     | 1.87                   | 5         | 103                     | 0.153                  | NW                |
| C2A      | 20190807        | Sunny   | Moderate      | Mid-Flood | B                  | 10.9      | 9:28  | 7.16      | 7.72 | 27.4      | 27.14     | 2.06                   | 4         | 104                     | 0.285                  | W                 |
| C2A      | 20190807        | Sunny   | Moderate      | Mid-Flood | M                  | 5.95      | 9:29  | 7.12      | 7.71 | 27.4      | 27.27     | 2.25                   | 4         | 106                     | 0.182                  | SW                |
| C2A      | 20190807        | Sunny   | Moderate      | Mid-Flood | M                  | 5.95      | 9:29  | 7.33      | 7.67 | 26.9      | 27.19     | 2.24                   | 4         | 104                     | 0.212                  | W                 |
| C2A      | 20190807        | Sunny   | Moderate      | Mid-Flood | S                  | 1         | 9:30  | 7.17      | 7.93 | 27.4      | 27.22     | 2.3                    | 4         | 105                     | 0.274                  | W                 |
| C2A      | 20190807        | Sunny   | Moderate      | Mid-Flood | S                  | 1         | 9:30  | 7.5       | 7.98 | 27.2      | 27.25     | 2.08                   | 5         | 105                     | 0.188                  | W                 |
| CR1      | 20190807        | Sunny   | Moderate      | Mid-Flood | B                  | 11.5      | 12:40 | 7.52      | 7.86 | 27.1      | 28.39     | 2.5                    | 4         | 104                     | 0.18                   | W                 |
| CR1      | 20190807        | Sunny   | Moderate      | Mid-Flood | B                  | 11.5      | 12:40 | 7.37      | 8.01 | 26.4      | 28.4      | 2.55                   | 4         | 104                     | 0.189                  | W                 |
| CR1      | 20190807        | Sunny   | Moderate      | Mid-Flood | M                  | 6.25      | 12:41 | 7.25      | 7.79 | 27        | 28.2      | 2.64                   | 4         | 104                     | 0.221                  | W                 |
| CR1      | 20190807        | Sunny   | Moderate      | Mid-Flood | M                  | 6.25      | 12:41 | 7.3       | 7.75 | 26.4      | 28.39     | 3.01                   | 4         | 104                     | 0.219                  | SW                |
| CR1      | 20190807        | Sunny   | Moderate      | Mid-Flood | S                  | 1         | 12:42 | 6.99      | 7.75 | 26.9      | 28.32     | 3.21                   | 5         | 104                     | 0.13                   | W                 |
| CR1      | 20190807        | Sunny   | Moderate      | Mid-Flood | S                  | 1         | 12:42 | 7.24      | 7.63 | 26.7      | 28.13     | 2.76                   | 5         | 104                     | 0.249                  | W                 |
| CR2      | 20190807        | Sunny   | Moderate      | Mid-Flood | B                  | 9.9       | 12:15 | 7.53      | 8.07 | 27.1      | 28.18     | 2.67                   | 4         | 104                     | 0.16                   | W                 |
| CR2      | 20190807        | Sunny   | Moderate      | Mid-Flood | B                  | 9.9       | 12:15 | 7.07      | 7.77 | 26.6      | 28.37     | 2.75                   | 5         | 105                     | 0.264                  | W                 |
| CR2      | 20190807        | Sunny   | Moderate      | Mid-Flood | M                  | 5.45      | 12:16 | 7.17      | 7.62 | 26.5      | 28.2      | 3.02                   | 4         | 104                     | 0.261                  | W                 |
| CR2      | 20190807        | Sunny   | Moderate      | Mid-Flood | M                  | 5.45      | 12:16 | 6.98      | 7.56 | 26.9      | 28.33     | 3.11                   | 5         | 104                     | 0.251                  | W                 |
| CR2      | 20190807        | Sunny   | Moderate      | Mid-Flood | S                  | 1         | 12:17 | 7.32      | 8.08 | 26.5      | 28.33     | 3.15                   | 5         | 105                     | 0.232                  | SW                |
| CR2      | 20190807        | Sunny   | Moderate      | Mid-Flood | S                  | 1         | 12:17 | 7.24      | 7.67 | 27.2      | 28.28     | 3.23                   | 4         | 105                     | 0.163                  | W                 |
| F1A      | 20190807        | Sunny   | Moderate      | Mid-Flood | B                  | 7.6       | 10:51 | 7.08      | 7.79 | 27.4      | 27.46     | 2.19                   | 4         | 104                     | 0.137                  | SW                |
| F1A      | 20190807        | Sunny   | Moderate      | Mid-Flood | B                  | 7.6       | 10:51 | 7         | 7.93 | 27.2      | 27.39     | 2                      | 5         | 103                     | 0.245                  | W                 |
| F1A      | 20190807        | Sunny   | Moderate      | Mid-Flood | M                  | 4.3       | 10:52 | 7.03      | 7.83 | 27.1      | 27.33     | 1.93                   | 5         | 104                     | 0.228                  | W                 |
| F1A      | 20190807        | Sunny   | Moderate      | Mid-Flood | M                  | 4.3       | 10:52 | 7.09      | 7.8  | 26.9      | 27.41     | 2.28                   | 4         | 104                     | 0.24                   | W                 |
| F1A      | 20190807        | Sunny   | Moderate      | Mid-Flood | S                  | 1         | 10:53 | 7.33      | 7.98 | 27.2      | 27.32     | 2.47                   | 4         | 104                     | 0.27                   | NW                |
| F1A      | 20190807        | Sunny   | Moderate      | Mid-Flood | S                  | 1         | 10:53 | 7.18      | 7.85 | 26.9      | 27.3      | 2.4                    | 4         | 106                     | 0.209                  | W                 |
| H1       | 20190807        | Sunny   | Moderate      | Mid-Flood | B                  | 7.5       | 9:47  | 7.36      | 7.67 | 27.4      | 27.1      | 2.04                   | 4         | 105                     | 0.192                  | W                 |
| H1       | 20190807        | Sunny   | Moderate      | Mid-Flood | B                  | 7.5       | 9:47  | 7.67      | 7.86 | 27.1      | 27.29     | 2.1                    | 5         | 103                     | 0.241                  | W                 |
| H1       | 20190807        | Sunny   | Moderate      | Mid-Flood | M                  | 4.25      | 9:48  | 7.55      | 7.91 | 27.3      | 27.28     | 2.19                   | 4         | 103                     | 0.27                   | NW                |
| H1       | 20190807        | Sunny   | Moderate      | Mid-Flood | M                  | 4.25      | 9:48  | 7.06      | 7.77 | 27.4      | 27.14     | 2.13                   | 5         | 105                     | 0.266                  | SW                |
| H1       | 20190807        | Sunny   | Moderate      | Mid-Flood | S                  | 1         | 9:49  | 7.55      | 7.72 | 27.2      | 27.13     | 2.59                   | 3         | 106                     | 0.25                   | SW                |

Contract No. EP/SP/66/12  
Integrated Waste Management Facilities, Phase 1  
Impact Water Quality Monitoring Data

| Location | Date (YYYYMMDD) | Weather | Sea Condition | Tidal     | Water Level note 1 | Depth (m) | Time  | DO (mg/L) | pH   | Sal (ppt) | Temp (°C) | Turbidity (NTU) note 2 | SS (mg/L) | Total Alkalinity (mg/L) | Current Velocity (m/s) | Direction in NESW |
|----------|-----------------|---------|---------------|-----------|--------------------|-----------|-------|-----------|------|-----------|-----------|------------------------|-----------|-------------------------|------------------------|-------------------|
| H1       | 20190807        | Sunny   | Moderate      | Mid-Flood | S                  | 1         | 9:49  | 7.39      | 7.7  | 27.4      | 27.21     | 2.13                   | 4         | 105                     | 0.259                  | W                 |
| M1       | 20190807        | Sunny   | Moderate      | Mid-Flood | B                  | 6.4       | 11:22 | 7.18      | 7.94 | 27        | 27.32     | 2.06                   | 3         | 104                     | 0.129                  | W                 |
| M1       | 20190807        | Sunny   | Moderate      | Mid-Flood | B                  | 6.4       | 11:22 | 7.68      | 7.85 | 26.9      | 27.38     | 1.86                   | 3         | 104                     | 0.274                  | NW                |
| M1       | 20190807        | Sunny   | Moderate      | Mid-Flood | M                  | 3.7       | 11:23 | 7.28      | 7.69 | 27.3      | 27.35     | 2.32                   | 4         | 104                     | 0.133                  | W                 |
| M1       | 20190807        | Sunny   | Moderate      | Mid-Flood | M                  | 3.7       | 11:23 | 7.09      | 7.67 | 27.2      | 27.46     | 2.14                   | 4         | 104                     | 0.281                  | SW                |
| M1       | 20190807        | Sunny   | Moderate      | Mid-Flood | S                  | 1         | 11:24 | 7.39      | 7.88 | 27.1      | 27.38     | 2.41                   | 7         | 104                     | 0.144                  | W                 |
| M1       | 20190807        | Sunny   | Moderate      | Mid-Flood | S                  | 1         | 11:24 | 7.47      | 7.7  | 27.4      | 27.37     | 2.18                   | 6         | 104                     | 0.209                  | NW                |
| S1       | 20190807        | Sunny   | Moderate      | Mid-Flood | B                  | 4.6       | 11:34 | 7         | 8.12 | 27        | 28        | 2.55                   | 4         | 104                     | 0.234                  | NW                |
| S1       | 20190807        | Sunny   | Moderate      | Mid-Flood | B                  | 4.6       | 11:34 | 7.19      | 7.98 | 26.3      | 28.03     | 2.57                   | 4         | 104                     | 0.22                   | SW                |
| S1       | 20190807        | Sunny   | Moderate      | Mid-Flood | S                  | 1         | 11:35 | 7.69      | 7.57 | 26.7      | 28.01     | 3.05                   | 4         | 104                     | 0.167                  | SW                |
| S1       | 20190807        | Sunny   | Moderate      | Mid-Flood | S                  | 1         | 11:35 | 7.19      | 8.11 | 26.3      | 28.1      | 2.77                   | 5         | 107                     | 0.178                  | NW                |
| S2A      | 20190807        | Sunny   | Moderate      | Mid-Flood | B                  | 8.5       | 12:01 | 7.43      | 7.93 | 26.5      | 28.16     | 2.84                   | 3         | 105                     | 0.236                  | SW                |
| S2A      | 20190807        | Sunny   | Moderate      | Mid-Flood | B                  | 8.5       | 12:01 | 7.17      | 7.71 | 26.3      | 28.33     | 2.37                   | 3         | 104                     | 0.153                  | SW                |
| S2A      | 20190807        | Sunny   | Moderate      | Mid-Flood | M                  | 4.75      | 12:02 | 6.93      | 7.93 | 26.8      | 28.36     | 2.82                   | 3         | 105                     | 0.273                  | W                 |
| S2A      | 20190807        | Sunny   | Moderate      | Mid-Flood | M                  | 4.75      | 12:02 | 7.18      | 7.88 | 26.5      | 28.22     | 2.68                   | 4         | 106                     | 0.247                  | W                 |
| S2A      | 20190807        | Sunny   | Moderate      | Mid-Flood | S                  | 1         | 12:03 | 6.97      | 7.66 | 26.9      | 28.25     | 3.21                   | 5         | 104                     | 0.213                  | W                 |
| S2A      | 20190807        | Sunny   | Moderate      | Mid-Flood | S                  | 1         | 12:03 | 7.42      | 8.13 | 27        | 28.31     | 2.87                   | 5         | 104                     | 0.175                  | NW                |
| S3       | 20190807        | Sunny   | Moderate      | Mid-Flood | B                  | 8.6       | 12:25 | 6.95      | 7.62 | 26.5      | 28.25     | 2.69                   | 4         | 104                     | 0.21                   | W                 |
| S3       | 20190807        | Sunny   | Moderate      | Mid-Flood | B                  | 8.6       | 12:25 | 7.61      | 7.77 | 26.5      | 28.36     | 2.65                   | 5         | 104                     | 0.213                  | NW                |
| S3       | 20190807        | Sunny   | Moderate      | Mid-Flood | M                  | 4.8       | 12:26 | 6.94      | 7.61 | 26.8      | 28.2      | 2.73                   | 4         | 104                     | 0.225                  | W                 |
| S3       | 20190807        | Sunny   | Moderate      | Mid-Flood | M                  | 4.8       | 12:26 | 7.22      | 8.09 | 27.2      | 28.23     | 2.94                   | 4         | 103                     | 0.213                  | W                 |
| S3       | 20190807        | Sunny   | Moderate      | Mid-Flood | S                  | 1         | 12:27 | 7.05      | 7.87 | 27.1      | 28.2      | 3.02                   | 4         | 104                     | 0.14                   | SW                |
| S3       | 20190807        | Sunny   | Moderate      | Mid-Flood | S                  | 1         | 12:27 | 6.93      | 8.01 | 26.6      | 28.3      | 2.81                   | 5         | 104                     | 0.21                   | SW                |
| B1       | 20190807        | Sunny   | Moderate      | Mid-Ebb   | B                  | 3.5       | 15:26 | 6.72      | 7.59 | 26.4      | 28.57     | 2.74                   | 4         | 106                     | 0.231                  | S                 |
| B1       | 20190807        | Sunny   | Moderate      | Mid-Ebb   | B                  | 3.5       | 15:26 | 7         | 7.91 | 26.4      | 28.6      | 2.69                   | 3         | 107                     | 0.178                  | SE                |
| B1       | 20190807        | Sunny   | Moderate      | Mid-Ebb   | S                  | 1         | 15:27 | 6.79      | 7.72 | 27.4      | 28.65     | 3.08                   | 4         | 106                     | 0.116                  | S                 |
| B1       | 20190807        | Sunny   | Moderate      | Mid-Ebb   | S                  | 1         | 15:27 | 6.82      | 7.52 | 26.5      | 28.51     | 3.11                   | 3         | 105                     | 0.151                  | SE                |
| B2       | 20190807        | Sunny   | Moderate      | Mid-Ebb   | B                  | 4.7       | 15:46 | 6.98      | 7.88 | 26.8      | 28.7      | 2.87                   | 3         | 106                     | 0.243                  | S                 |
| B2       | 20190807        | Sunny   | Moderate      | Mid-Ebb   | B                  | 4.7       | 15:46 | 6.72      | 7.48 | 27.2      | 28.6      | 2.7                    | 3         | 108                     | 0.102                  | SE                |



Contract No. EP/SP/66/12  
 Integrated Waste Management Facilities, Phase 1  
 Impact Water Quality Monitoring Data

| Location | Date (YYYYMMDD) | Weather | Sea Condition | Tidal   | Water Level note 1 | Depth (m) | Time  | DO (mg/L) | pH   | Sal (ppt) | Temp (°C) | Turbidity (NTU) note 2 | SS (mg/L) | Total Alkalinity (mg/L) | Current Velocity (m/s) | Direction in NESW |
|----------|-----------------|---------|---------------|---------|--------------------|-----------|-------|-----------|------|-----------|-----------|------------------------|-----------|-------------------------|------------------------|-------------------|
| B2       | 20190807        | Sunny   | Moderate      | Mid-Ebb | S                  | 1         | 15:47 | 6.93      | 7.57 | 26.8      | 28.65     | 3.02                   | 4         | 106                     | 0.131                  | SE                |
| B2       | 20190807        | Sunny   | Moderate      | Mid-Ebb | S                  | 1         | 15:47 | 6.97      | 7.64 | 27.3      | 28.63     | 3.03                   | 3         | 106                     | 0.134                  | SE                |
| B3       | 20190807        | Sunny   | Moderate      | Mid-Ebb | B                  | 4         | 16:17 | 6.86      | 7.15 | 27.2      | 28.22     | 1.85                   | 3         | 108                     | 0.156                  | SE                |
| B3       | 20190807        | Sunny   | Moderate      | Mid-Ebb | B                  | 4         | 16:17 | 6.83      | 7.22 | 27.3      | 28.26     | 2                      | 3         | 107                     | 0.121                  | S                 |
| B3       | 20190807        | Sunny   | Moderate      | Mid-Ebb | S                  | 1         | 16:18 | 7.29      | 7.32 | 27.4      | 28.25     | 2.25                   | 4         | 106                     | 0.235                  | S                 |
| B3       | 20190807        | Sunny   | Moderate      | Mid-Ebb | S                  | 1         | 16:18 | 7.16      | 7.28 | 27.2      | 28.22     | 2.4                    | 4         | 108                     | 0.124                  | E                 |
| B4       | 20190807        | Sunny   | Moderate      | Mid-Ebb | B                  | 3.8       | 16:29 | 7.06      | 7.36 | 27.4      | 28.28     | 2.22                   | 5         | 108                     | 0.251                  | SE                |
| B4       | 20190807        | Sunny   | Moderate      | Mid-Ebb | B                  | 3.8       | 16:29 | 6.91      | 7.46 | 27.5      | 28.28     | 2.24                   | 4         | 108                     | 0.212                  | SE                |
| B4       | 20190807        | Sunny   | Moderate      | Mid-Ebb | S                  | 1         | 16:30 | 6.81      | 7.48 | 27.5      | 28.16     | 2.18                   | 5         | 108                     | 0.12                   | S                 |
| B4       | 20190807        | Sunny   | Moderate      | Mid-Ebb | S                  | 1         | 16:30 | 7.2       | 7.24 | 27.5      | 28.27     | 2.2                    | 6         | 107                     | 0.165                  | SE                |
| C1A      | 20190807        | Sunny   | Moderate      | Mid-Ebb | B                  | 8.4       | 15:00 | 7.05      | 7.87 | 26.5      | 28.62     | 2.95                   | 4         | 106                     | 0.187                  | E                 |
| C1A      | 20190807        | Sunny   | Moderate      | Mid-Ebb | B                  | 8.4       | 15:00 | 6.8       | 7.94 | 27        | 28.63     | 2.98                   | 4         | 106                     | 0.162                  | SE                |
| C1A      | 20190807        | Sunny   | Moderate      | Mid-Ebb | M                  | 4.7       | 15:01 | 7.08      | 7.48 | 26.6      | 28.54     | 2.65                   | 4         | 106                     | 0.09                   | SE                |
| C1A      | 20190807        | Sunny   | Moderate      | Mid-Ebb | M                  | 4.7       | 15:01 | 6.89      | 7.84 | 26.2      | 28.59     | 2.58                   | 3         | 106                     | 0.237                  | E                 |
| C1A      | 20190807        | Sunny   | Moderate      | Mid-Ebb | S                  | 1         | 15:02 | 7.07      | 7.54 | 27.3      | 28.57     | 3.23                   | 3         | 106                     | 0.244                  | E                 |
| C1A      | 20190807        | Sunny   | Moderate      | Mid-Ebb | S                  | 1         | 15:02 | 6.63      | 7.84 | 26.2      | 28.66     | 3.14                   | 3         | 106                     | 0.214                  | S                 |
| C2A      | 20190807        | Sunny   | Moderate      | Mid-Ebb | B                  | 10.9      | 15:39 | 7         | 7.46 | 27.4      | 28.28     | 1.72                   | 3         | 106                     | 0.24                   | E                 |
| C2A      | 20190807        | Sunny   | Moderate      | Mid-Ebb | B                  | 10.9      | 15:39 | 6.85      | 7.26 | 27.2      | 28.21     | 1.72                   | 4         | 106                     | 0.085                  | S                 |
| C2A      | 20190807        | Sunny   | Moderate      | Mid-Ebb | M                  | 5.95      | 15:40 | 7.04      | 7.36 | 27.5      | 28.26     | 2.14                   | 4         | 106                     | 0.107                  | SE                |
| C2A      | 20190807        | Sunny   | Moderate      | Mid-Ebb | M                  | 5.95      | 15:40 | 6.95      | 7.42 | 27.3      | 28.18     | 2.24                   | 4         | 105                     | 0.194                  | S                 |
| C2A      | 20190807        | Sunny   | Moderate      | Mid-Ebb | S                  | 1         | 15:41 | 7.19      | 7.24 | 27        | 28.16     | 2.12                   | 3         | 106                     | 0.206                  | SE                |
| C2A      | 20190807        | Sunny   | Moderate      | Mid-Ebb | S                  | 1         | 15:41 | 6.91      | 7.28 | 27.4      | 28.13     | 2.37                   | 3         | 106                     | 0.109                  | E                 |
| F1A      | 20190807        | Sunny   | Moderate      | Mid-Ebb | B                  | 7.4       | 17:00 | 7.17      | 7.14 | 27.4      | 28.11     | 1.89                   | 4         | 104                     | 0.155                  | SE                |
| F1A      | 20190807        | Sunny   | Moderate      | Mid-Ebb | B                  | 7.4       | 17:00 | 6.93      | 7.34 | 27.1      | 28.15     | 2.08                   | 4         | 104                     | 0.185                  | S                 |
| F1A      | 20190807        | Sunny   | Moderate      | Mid-Ebb | M                  | 4.2       | 17:01 | 6.88      | 7.41 | 27        | 28.13     | 2.11                   | 3         | 103                     | 0.176                  | S                 |
| F1A      | 20190807        | Sunny   | Moderate      | Mid-Ebb | M                  | 4.2       | 17:01 | 6.86      | 7.34 | 27.1      | 28.13     | 2.21                   | 3         | 104                     | 0.17                   | SE                |
| F1A      | 20190807        | Sunny   | Moderate      | Mid-Ebb | S                  | 1         | 17:02 | 7.17      | 7.07 | 27.4      | 28.28     | 1.95                   | 3         | 106                     | 0.229                  | SE                |
| F1A      | 20190807        | Sunny   | Moderate      | Mid-Ebb | S                  | 1         | 17:02 | 7.16      | 7.14 | 27.1      | 28.27     | 2.04                   | 3         | 105                     | 0.142                  | S                 |
| H1       | 20190807        | Sunny   | Moderate      | Mid-Ebb | B                  | 7.6       | 15:58 | 7.1       | 7.07 | 27.2      | 28.21     | 2.1                    | 3         | 106                     | 0.222                  | S                 |



Contract No. EP/SP/66/12  
 Integrated Waste Management Facilities, Phase 1  
 Impact Water Quality Monitoring Data

| Location | Date (YYYYMMDD) | Weather | Sea Condition | Tidal   | Water Level note 1 | Depth (m) | Time  | DO (mg/L) | pH   | Sal (ppt) | Temp (°C) | Turbidity (NTU) note 2 | SS (mg/L) | Total Alkalinity (mg/L) | Current Velocity (m/s) | Direction in NESW |
|----------|-----------------|---------|---------------|---------|--------------------|-----------|-------|-----------|------|-----------|-----------|------------------------|-----------|-------------------------|------------------------|-------------------|
| H1       | 20190807        | Sunny   | Moderate      | Mid-Ebb | B                  | 7.6       | 15:58 | 6.92      | 7.4  | 27.2      | 28.15     | 1.78                   | 4         | 106                     | 0.15                   | S                 |
| H1       | 20190807        | Sunny   | Moderate      | Mid-Ebb | M                  | 4.3       | 15:59 | 7.08      | 7.39 | 27.2      | 28.26     | 2.31                   | 4         | 105                     | 0.108                  | SE                |
| H1       | 20190807        | Sunny   | Moderate      | Mid-Ebb | M                  | 4.3       | 15:59 | 7.22      | 7.38 | 27.5      | 28.17     | 2.03                   | 3         | 105                     | 0.171                  | SE                |
| H1       | 20190807        | Sunny   | Moderate      | Mid-Ebb | S                  | 1         | 16:00 | 6.85      | 7.39 | 27.4      | 28.15     | 2.33                   | 4         | 108                     | 0.15                   | E                 |
| H1       | 20190807        | Sunny   | Moderate      | Mid-Ebb | S                  | 1         | 16:00 | 7.1       | 7.41 | 27        | 28.11     | 2.46                   | 4         | 108                     | 0.212                  | S                 |
| M1       | 20190807        | Sunny   | Moderate      | Mid-Ebb | B                  | 8.6       | 17:31 | 7.05      | 7.36 | 27.2      | 28.18     | 2.19                   | 3         | 104                     | 0.155                  | SE                |
| M1       | 20190807        | Sunny   | Moderate      | Mid-Ebb | B                  | 8.6       | 17:31 | 7.21      | 7.54 | 27.2      | 28.26     | 2.01                   | 3         | 104                     | 0.241                  | S                 |
| M1       | 20190807        | Sunny   | Moderate      | Mid-Ebb | M                  | 4.8       | 17:32 | 6.95      | 7.4  | 27.2      | 28.2      | 2                      | 4         | 104                     | 0.221                  | S                 |
| M1       | 20190807        | Sunny   | Moderate      | Mid-Ebb | M                  | 4.8       | 17:32 | 7.16      | 7.11 | 27.1      | 28.11     | 1.92                   | 4         | 104                     | 0.105                  | E                 |
| M1       | 20190807        | Sunny   | Moderate      | Mid-Ebb | S                  | 1         | 17:33 | 6.91      | 7.24 | 27        | 28.12     | 2.01                   | 4         | 104                     | 0.086                  | E                 |
| M1       | 20190807        | Sunny   | Moderate      | Mid-Ebb | S                  | 1         | 17:33 | 7.11      | 7.34 | 27        | 28.19     | 2.35                   | 3         | 104                     | 0.089                  | SE                |
| CR1      | 20190807        | Sunny   | Moderate      | Mid-Ebb | B                  | 11.5      | 16:41 | 6.99      | 7.76 | 26.3      | 28.65     | 2.8                    | 3         | 106                     | 0.158                  | S                 |
| CR1      | 20190807        | Sunny   | Moderate      | Mid-Ebb | B                  | 11.5      | 16:41 | 7.12      | 7.64 | 26.5      | 28.66     | 2.79                   | 2         | 105                     | 0.219                  | S                 |
| CR1      | 20190807        | Sunny   | Moderate      | Mid-Ebb | M                  | 6.25      | 16:42 | 7.08      | 7.83 | 26.2      | 28.52     | 3.11                   | 3         | 104                     | 0.192                  | S                 |
| CR1      | 20190807        | Sunny   | Moderate      | Mid-Ebb | M                  | 6.25      | 16:42 | 7.08      | 7.56 | 26.7      | 28.67     | 2.68                   | 3         | 104                     | 0.233                  | S                 |
| CR1      | 20190807        | Sunny   | Moderate      | Mid-Ebb | S                  | 1         | 16:43 | 7.02      | 7.75 | 27.3      | 28.63     | 2.99                   | 3         | 105                     | 0.211                  | SE                |
| CR1      | 20190807        | Sunny   | Moderate      | Mid-Ebb | S                  | 1         | 16:43 | 6.8       | 7.78 | 26.4      | 28.69     | 2.88                   | 3         | 106                     | 0.176                  | SE                |
| CR2      | 20190807        | Sunny   | Moderate      | Mid-Ebb | B                  | 10.4      | 16:16 | 6.92      | 7.82 | 27.3      | 28.54     | 3.02                   | 3         | 104                     | 0.146                  | SE                |
| CR2      | 20190807        | Sunny   | Moderate      | Mid-Ebb | B                  | 10.4      | 16:16 | 6.78      | 7.65 | 27.3      | 28.52     | 2.75                   | 4         | 106                     | 0.111                  | S                 |
| CR2      | 20190807        | Sunny   | Moderate      | Mid-Ebb | M                  | 5.7       | 16:17 | 6.88      | 7.75 | 26.2      | 28.6      | 2.57                   | 4         | 104                     | 0.154                  | S                 |
| CR2      | 20190807        | Sunny   | Moderate      | Mid-Ebb | M                  | 5.7       | 16:17 | 7.11      | 7.72 | 27.4      | 28.57     | 2.9                    | 3         | 104                     | 0.191                  | SE                |
| CR2      | 20190807        | Sunny   | Moderate      | Mid-Ebb | S                  | 1         | 16:18 | 6.88      | 7.77 | 26.6      | 28.52     | 3.05                   | 3         | 104                     | 0.088                  | E                 |
| CR2      | 20190807        | Sunny   | Moderate      | Mid-Ebb | S                  | 1         | 16:18 | 6.72      | 7.5  | 26.2      | 28.61     | 3.13                   | 4         | 104                     | 0.186                  | E                 |
| S1       | 20190807        | Sunny   | Moderate      | Mid-Ebb | B                  | 4         | 15:36 | 7.03      | 7.87 | 26.4      | 28.64     | 2.74                   | 3         | 107                     | 0.198                  | S                 |
| S1       | 20190807        | Sunny   | Moderate      | Mid-Ebb | B                  | 4         | 15:36 | 6.92      | 7.67 | 27        | 28.51     | 2.74                   | 3         | 104                     | 0.181                  | S                 |
| S1       | 20190807        | Sunny   | Moderate      | Mid-Ebb | S                  | 1         | 15:37 | 7.04      | 7.55 | 26.7      | 28.6      | 2.79                   | 4         | 103                     | 0.128                  | SE                |
| S1       | 20190807        | Sunny   | Moderate      | Mid-Ebb | S                  | 1         | 15:37 | 6.98      | 7.57 | 27.4      | 28.65     | 2.82                   | 3         | 105                     | 0.147                  | S                 |
| S2A      | 20190807        | Sunny   | Moderate      | Mid-Ebb | B                  | 8.3       | 16:02 | 6.76      | 7.68 | 26.9      | 28.64     | 2.48                   | 4         | 106                     | 0.192                  | S                 |
| S2A      | 20190807        | Sunny   | Moderate      | Mid-Ebb | B                  | 8.3       | 16:02 | 6.63      | 7.65 | 26.9      | 28.66     | 2.95                   | 3         | 106                     | 0.157                  | S                 |

Contract No. EP/SP/66/12  
Integrated Waste Management Facilities, Phase 1  
Impact Water Quality Monitoring Data

| Location | Date (YYYYMMDD) | Weather | Sea Condition | Tidal   | Water Level note 1 | Depth (m) | Time  | DO (mg/L) | pH   | Sal (ppt) | Temp (°C) | Turbidity (NTU) note 2 | SS (mg/L) | Total Alkalinity (mg/L) | Current Velocity (m/s) | Direction in NESW |
|----------|-----------------|---------|---------------|---------|--------------------|-----------|-------|-----------|------|-----------|-----------|------------------------|-----------|-------------------------|------------------------|-------------------|
| S2A      | 20190807        | Sunny   | Moderate      | Mid-Ebb | M                  | 4.65      | 16:03 | 6.88      | 7.75 | 26.7      | 28.53     | 2.62                   | 2         | 105                     | 0.249                  | S                 |
| S2A      | 20190807        | Sunny   | Moderate      | Mid-Ebb | M                  | 4.65      | 16:03 | 6.91      | 7.85 | 26.7      | 28.64     | 3.02                   | 3         | 104                     | 0.145                  | SE                |
| S2A      | 20190807        | Sunny   | Moderate      | Mid-Ebb | S                  | 1         | 16:04 | 6.8       | 7.5  | 27.1      | 28.6      | 2.74                   | 3         | 107                     | 0.194                  | SE                |
| S2A      | 20190807        | Sunny   | Moderate      | Mid-Ebb | S                  | 1         | 16:04 | 7.04      | 7.49 | 27        | 28.59     | 2.89                   | 3         | 106                     | 0.218                  | SE                |
| S3       | 20190807        | Sunny   | Moderate      | Mid-Ebb | B                  | 9.5       | 16:27 | 6.84      | 7.84 | 26.3      | 28.67     | 2.57                   | 4         | 106                     | 0.239                  | SE                |
| S3       | 20190807        | Sunny   | Moderate      | Mid-Ebb | B                  | 9.5       | 16:27 | 6.85      | 7.55 | 27        | 28.61     | 2.98                   | 5         | 105                     | 0.122                  | E                 |
| S3       | 20190807        | Sunny   | Moderate      | Mid-Ebb | M                  | 5.25      | 16:28 | 6.8       | 7.66 | 27.3      | 28.53     | 2.6                    | 4         | 106                     | 0.234                  | E                 |
| S3       | 20190807        | Sunny   | Moderate      | Mid-Ebb | M                  | 5.25      | 16:28 | 6.89      | 7.94 | 26.2      | 28.55     | 3.03                   | 5         | 106                     | 0.137                  | SE                |
| S3       | 20190807        | Sunny   | Moderate      | Mid-Ebb | S                  | 1         | 16:29 | 7.12      | 7.69 | 27        | 28.53     | 3                      | 3         | 106                     | 0.225                  | S                 |
| S3       | 20190807        | Sunny   | Moderate      | Mid-Ebb | S                  | 1         | 16:29 | 7.09      | 7.53 | 26.8      | 28.53     | 3.04                   | 4         | 104                     | 0.13                   | S                 |
| B1       | 20190809        | Sunny   | Moderate      | Mid-Ebb | B                  | 4.1       | 8:32  | 8.06      | 8.19 | 26.3      | 30.37     | 2.8                    | 3         | 103                     | 0.212                  | SE                |
| B1       | 20190809        | Sunny   | Moderate      | Mid-Ebb | B                  | 4.1       | 8:32  | 7.83      | 8.26 | 26.4      | 30.25     | 2.81                   | 2         | 104                     | 0.237                  | E                 |
| B1       | 20190809        | Sunny   | Moderate      | Mid-Ebb | S                  | 1         | 8:33  | 7.92      | 8.27 | 26.2      | 30.21     | 2.75                   | 3         | 103                     | 0.225                  | SE                |
| B1       | 20190809        | Sunny   | Moderate      | Mid-Ebb | S                  | 1         | 8:33  | 8.19      | 8.02 | 26        | 30.23     | 3.15                   | 2         | 104                     | 0.111                  | S                 |
| B2       | 20190809        | Sunny   | Moderate      | Mid-Ebb | B                  | 4.1       | 9:00  | 7.83      | 8.11 | 26.1      | 30.15     | 2.93                   | <2        | 103                     | 0.188                  | E                 |
| B2       | 20190809        | Sunny   | Moderate      | Mid-Ebb | B                  | 4.1       | 9:00  | 8         | 8.05 | 26.4      | 30.35     | 2.71                   | 3         | 103                     | 0.137                  | E                 |
| B2       | 20190809        | Sunny   | Moderate      | Mid-Ebb | S                  | 1         | 9:01  | 8.3       | 8.13 | 25.7      | 30.29     | 3.02                   | 2         | 103                     | 0.25                   | E                 |
| B2       | 20190809        | Sunny   | Moderate      | Mid-Ebb | S                  | 1         | 9:01  | 7.93      | 8.13 | 26        | 30.3      | 3.24                   | <2        | 104                     | 0.153                  | S                 |
| B3       | 20190809        | Sunny   | Moderate      | Mid-Ebb | B                  | 3.6       | 9:19  | 8.29      | 8.03 | 26.7      | 30.21     | 2.5                    | 3         | 103                     | 0.164                  | SE                |
| B3       | 20190809        | Sunny   | Moderate      | Mid-Ebb | B                  | 3.6       | 9:19  | 7.83      | 8    | 26.5      | 30.16     | 2.62                   | 4         | 102                     | 0.103                  | E                 |
| B3       | 20190809        | Sunny   | Moderate      | Mid-Ebb | S                  | 1         | 9:20  | 8         | 7.96 | 26.7      | 30.24     | 2.65                   | 3         | 103                     | 0.249                  | S                 |
| B3       | 20190809        | Sunny   | Moderate      | Mid-Ebb | S                  | 1         | 9:20  | 7.82      | 7.94 | 26.2      | 30.21     | 2.51                   | 2         | 103                     | 0.239                  | SE                |
| B4       | 20190809        | Sunny   | Moderate      | Mid-Ebb | B                  | 3.2       | 9:29  | 7.98      | 7.93 | 26.6      | 30.15     | 2.43                   | 2         | 103                     | 0.238                  | E                 |
| B4       | 20190809        | Sunny   | Moderate      | Mid-Ebb | B                  | 3.2       | 9:29  | 8.34      | 7.87 | 26.8      | 30.15     | 2.13                   | 2         | 103                     | 0.16                   | SE                |
| B4       | 20190809        | Sunny   | Moderate      | Mid-Ebb | S                  | 1         | 9:30  | 8.32      | 7.9  | 26.5      | 30.26     | 2.38                   | 3         | 103                     | 0.232                  | SE                |
| B4       | 20190809        | Sunny   | Moderate      | Mid-Ebb | S                  | 1         | 9:30  | 8.04      | 7.93 | 26.3      | 30.23     | 2.59                   | 3         | 103                     | 0.084                  | S                 |
| C1A      | 20190809        | Sunny   | Moderate      | Mid-Ebb | B                  | 8.8       | 8:00  | 7.97      | 8.21 | 25.9      | 30.16     | 2.98                   | 4         | 103                     | 0.105                  | S                 |
| C1A      | 20190809        | Sunny   | Moderate      | Mid-Ebb | B                  | 8.8       | 8:00  | 7.89      | 8.09 | 26.1      | 30.39     | 3.01                   | 5         | 104                     | 0.205                  | S                 |
| C1A      | 20190809        | Sunny   | Moderate      | Mid-Ebb | M                  | 4.9       | 8:01  | 8.21      | 8.07 | 26.1      | 30.18     | 2.92                   | 3         | 103                     | 0.207                  | SE                |

Contract No. EP/SP/66/12  
 Integrated Waste Management Facilities, Phase 1  
 Impact Water Quality Monitoring Data

| Location | Date (YYYYMMDD) | Weather | Sea Condition | Tidal   | Water Level note 1 | Depth (m) | Time  | DO (mg/L) | pH   | Sal (ppt) | Temp (°C) | Turbidity (NTU) note 2 | SS (mg/L) | Total Alkalinity (mg/L) | Current Velocity (m/s) | Direction in NESW |
|----------|-----------------|---------|---------------|---------|--------------------|-----------|-------|-----------|------|-----------|-----------|------------------------|-----------|-------------------------|------------------------|-------------------|
| C1A      | 20190809        | Sunny   | Moderate      | Mid-Ebb | M                  | 4.9       | 8:01  | 7.89      | 8.19 | 26.4      | 30.27     | 3.07                   | 3         | 103                     | 0.198                  | E                 |
| C1A      | 20190809        | Sunny   | Moderate      | Mid-Ebb | S                  | 1         | 8:02  | 8.02      | 8.2  | 26        | 30.39     | 3.06                   | 4         | 104                     | 0.131                  | S                 |
| C1A      | 20190809        | Sunny   | Moderate      | Mid-Ebb | S                  | 1         | 8:02  | 7.95      | 8.02 | 25.7      | 30.37     | 2.79                   | 4         | 103                     | 0.086                  | SE                |
| C2A      | 20190809        | Sunny   | Moderate      | Mid-Ebb | B                  | 10.4      | 8:04  | 8.13      | 8.02 | 26.8      | 30.17     | 2.48                   | 4         | 104                     | 0.149                  | SE                |
| C2A      | 20190809        | Sunny   | Moderate      | Mid-Ebb | B                  | 10.4      | 8:04  | 7.97      | 7.99 | 26.4      | 30.19     | 2.1                    | 4         | 103                     | 0.079                  | SE                |
| C2A      | 20190809        | Sunny   | Moderate      | Mid-Ebb | M                  | 5.7       | 8:05  | 7.85      | 8.03 | 26.5      | 30.25     | 2.47                   | 3         | 103                     | 0.235                  | S                 |
| C2A      | 20190809        | Sunny   | Moderate      | Mid-Ebb | M                  | 5.7       | 8:05  | 7.9       | 7.83 | 26.3      | 30.26     | 2.2                    | 4         | 104                     | 0.134                  | S                 |
| C2A      | 20190809        | Sunny   | Moderate      | Mid-Ebb | S                  | 1         | 8:06  | 7.81      | 8.01 | 26.9      | 30.13     | 2.49                   | 2         | 103                     | 0.137                  | E                 |
| C2A      | 20190809        | Sunny   | Moderate      | Mid-Ebb | S                  | 1         | 8:06  | 7.87      | 7.71 | 26.9      | 30.3      | 2.42                   | 3         | 104                     | 0.216                  | SE                |
| F1A      | 20190809        | Sunny   | Moderate      | Mid-Ebb | B                  | 7.2       | 9:55  | 8.28      | 7.82 | 26.8      | 30.16     | 2.41                   | 5         | 103                     | 0.091                  | SE                |
| F1A      | 20190809        | Sunny   | Moderate      | Mid-Ebb | B                  | 7.2       | 9:55  | 8.02      | 7.82 | 26.6      | 30.16     | 2.35                   | 4         | 103                     | 0.197                  | SE                |
| F1A      | 20190809        | Sunny   | Moderate      | Mid-Ebb | M                  | 4.1       | 9:56  | 7.87      | 7.94 | 26.7      | 30.13     | 2.17                   | 3         | 104                     | 0.235                  | S                 |
| F1A      | 20190809        | Sunny   | Moderate      | Mid-Ebb | M                  | 4.1       | 9:56  | 8.33      | 7.96 | 26.7      | 30.15     | 2.19                   | 3         | 103                     | 0.097                  | S                 |
| F1A      | 20190809        | Sunny   | Moderate      | Mid-Ebb | S                  | 1         | 9:57  | 8.18      | 7.96 | 26.9      | 30.16     | 2.4                    | 4         | 104                     | 0.113                  | E                 |
| F1A      | 20190809        | Sunny   | Moderate      | Mid-Ebb | S                  | 1         | 9:57  | 8.07      | 8    | 26.3      | 30.27     | 2.65                   | 3         | 104                     | 0.101                  | SE                |
| H1       | 20190809        | Sunny   | Moderate      | Mid-Ebb | B                  | 8         | 9:07  | 7.82      | 7.75 | 26.4      | 30.15     | 2.16                   | 4         | 103                     | 0.181                  | SE                |
| H1       | 20190809        | Sunny   | Moderate      | Mid-Ebb | B                  | 8         | 9:07  | 8.38      | 7.88 | 26.2      | 30.24     | 2.26                   | 5         | 103                     | 0.134                  | SE                |
| H1       | 20190809        | Sunny   | Moderate      | Mid-Ebb | M                  | 4.5       | 9:08  | 7.88      | 7.91 | 26.6      | 30.23     | 2.23                   | 4         | 104                     | 0.222                  | SE                |
| H1       | 20190809        | Sunny   | Moderate      | Mid-Ebb | M                  | 4.5       | 9:08  | 7.99      | 7.9  | 26.2      | 30.3      | 2.61                   | 3         | 104                     | 0.101                  | SE                |
| H1       | 20190809        | Sunny   | Moderate      | Mid-Ebb | S                  | 1         | 9:09  | 7.83      | 7.95 | 26.9      | 30.28     | 2.58                   | 2         | 103                     | 0.251                  | S                 |
| H1       | 20190809        | Sunny   | Moderate      | Mid-Ebb | S                  | 1         | 9:09  | 7.81      | 7.88 | 26.9      | 30.28     | 2.47                   | 3         | 103                     | 0.117                  | E                 |
| M1       | 20190809        | Sunny   | Moderate      | Mid-Ebb | B                  | 8.1       | 10:29 | 7.83      | 7.78 | 26.5      | 30.15     | 2.43                   | 2         | 103                     | 0.154                  | S                 |
| M1       | 20190809        | Sunny   | Moderate      | Mid-Ebb | B                  | 8.1       | 10:29 | 7.9       | 7.99 | 26.4      | 30.26     | 2.38                   | 3         | 103                     | 0.079                  | SE                |
| M1       | 20190809        | Sunny   | Moderate      | Mid-Ebb | M                  | 4.6       | 10:30 | 8.3       | 7.92 | 26.4      | 30.23     | 2.17                   | 3         | 103                     | 0.235                  | SE                |
| M1       | 20190809        | Sunny   | Moderate      | Mid-Ebb | M                  | 4.6       | 10:30 | 8.23      | 7.93 | 26.9      | 30.2      | 2.43                   | 4         | 103                     | 0.085                  | SE                |
| M1       | 20190809        | Sunny   | Moderate      | Mid-Ebb | S                  | 1         | 10:31 | 8.33      | 7.85 | 26.2      | 30.15     | 2.5                    | 4         | 103                     | 0.219                  | E                 |
| M1       | 20190809        | Sunny   | Moderate      | Mid-Ebb | S                  | 1         | 10:31 | 8.15      | 7.74 | 26.3      | 30.18     | 2.88                   | 3         | 103                     | 0.112                  | S                 |
| CR1      | 20190809        | Sunny   | Moderate      | Mid-Ebb | B                  | 12.6      | 8:12  | 7.84      | 8.09 | 26.4      | 30.34     | 2.9                    | 4         | 103                     | 0.094                  | S                 |
| CR1      | 20190809        | Sunny   | Moderate      | Mid-Ebb | B                  | 12.6      | 8:12  | 8.21      | 8.14 | 25.8      | 30.35     | 2.51                   | 2         | 103                     | 0.183                  | S                 |

Contract No. EP/SP/66/12  
Integrated Waste Management Facilities, Phase 1  
Impact Water Quality Monitoring Data

| Location | Date (YYYYMMDD) | Weather | Sea Condition | Tidal     | Water Level note 1 | Depth (m) | Time  | DO (mg/L) | pH   | Sal (ppt) | Temp (°C) | Turbidity (NTU) note 2 | SS (mg/L) | Total Alkalinity (mg/L) | Current Velocity (m/s) | Direction in NESW |
|----------|-----------------|---------|---------------|-----------|--------------------|-----------|-------|-----------|------|-----------|-----------|------------------------|-----------|-------------------------|------------------------|-------------------|
| CR1      | 20190809        | Sunny   | Moderate      | Mid-Ebb   | M                  | 6.8       | 8:13  | 8.24      | 8.09 | 25.9      | 30.33     | 2.83                   | 3         | 104                     | 0.212                  | SE                |
| CR1      | 20190809        | Sunny   | Moderate      | Mid-Ebb   | M                  | 6.8       | 8:13  | 8.06      | 8.22 | 26        | 30.15     | 3.08                   | 3         | 103                     | 0.15                   | SE                |
| CR1      | 20190809        | Sunny   | Moderate      | Mid-Ebb   | S                  | 1         | 8:14  | 7.95      | 8.17 | 26.3      | 30.34     | 2.7                    | 2         | 103                     | 0.206                  | E                 |
| CR1      | 20190809        | Sunny   | Moderate      | Mid-Ebb   | S                  | 1         | 8:14  | 8.06      | 8.11 | 25.8      | 30.26     | 2.69                   | 2         | 104                     | 0.242                  | SE                |
| CR2      | 20190809        | Sunny   | Moderate      | Mid-Ebb   | B                  | 10.1      | 8:37  | 8.32      | 8.26 | 26.2      | 30.34     | 2.73                   | 4         | 103                     | 0.091                  | S                 |
| CR2      | 20190809        | Sunny   | Moderate      | Mid-Ebb   | B                  | 10.1      | 8:37  | 8.13      | 8.08 | 25.9      | 30.39     | 2.95                   | 4         | 103                     | 0.111                  | S                 |
| CR2      | 20190809        | Sunny   | Moderate      | Mid-Ebb   | M                  | 5.6       | 8:38  | 8.17      | 8.11 | 25.7      | 30.33     | 2.69                   | 4         | 103                     | 0.101                  | E                 |
| CR2      | 20190809        | Sunny   | Moderate      | Mid-Ebb   | M                  | 5.6       | 8:38  | 7.97      | 8.26 | 26.2      | 30.34     | 2.72                   | 4         | 103                     | 0.117                  | E                 |
| CR2      | 20190809        | Sunny   | Moderate      | Mid-Ebb   | S                  | 1         | 8:39  | 8.19      | 8.23 | 26.1      | 30.36     | 3.02                   | 4         | 103                     | 0.141                  | S                 |
| CR2      | 20190809        | Sunny   | Moderate      | Mid-Ebb   | S                  | 1         | 8:39  | 7.93      | 8.09 | 26.1      | 30.16     | 3                      | 3         | 102                     | 0.104                  | SE                |
| S1       | 20190809        | Sunny   | Moderate      | Mid-Ebb   | B                  | 4.3       | 8:45  | 8.08      | 8.27 | 26.4      | 30.18     | 2.91                   | 3         | 103                     | 0.226                  | S                 |
| S1       | 20190809        | Sunny   | Moderate      | Mid-Ebb   | B                  | 4.3       | 8:45  | 7.89      | 8.23 | 25.8      | 30.21     | 2.88                   | <2        | 104                     | 0.189                  | S                 |
| S1       | 20190809        | Sunny   | Moderate      | Mid-Ebb   | S                  | 1         | 8:46  | 7.98      | 8.1  | 26.2      | 30.11     | 3.23                   | 4         | 103                     | 0.08                   | S                 |
| S1       | 20190809        | Sunny   | Moderate      | Mid-Ebb   | S                  | 1         | 8:46  | 8.07      | 8.21 | 26.2      | 30.13     | 3.13                   | 3         | 103                     | 0.225                  | E                 |
| S2A      | 20190809        | Sunny   | Moderate      | Mid-Ebb   | B                  | 8.4       | 8:53  | 8.21      | 8.07 | 25.7      | 30.16     | 2.51                   | <2        | 103                     | 0.16                   | SE                |
| S2A      | 20190809        | Sunny   | Moderate      | Mid-Ebb   | B                  | 8.4       | 8:53  | 8.22      | 8.09 | 25.8      | 30.16     | 2.5                    | 3         | 103                     | 0.191                  | S                 |
| S2A      | 20190809        | Sunny   | Moderate      | Mid-Ebb   | M                  | 4.7       | 8:54  | 7.93      | 8.15 | 26.1      | 30.25     | 3.04                   | <2        | 103                     | 0.158                  | SE                |
| S2A      | 20190809        | Sunny   | Moderate      | Mid-Ebb   | M                  | 4.7       | 8:54  | 8.31      | 8.26 | 25.9      | 30.31     | 2.81                   | 3         | 103                     | 0.12                   | SE                |
| S2A      | 20190809        | Sunny   | Moderate      | Mid-Ebb   | S                  | 1         | 8:55  | 7.93      | 8.01 | 26.2      | 30.23     | 2.72                   | 4         | 103                     | 0.083                  | SE                |
| S2A      | 20190809        | Sunny   | Moderate      | Mid-Ebb   | S                  | 1         | 8:55  | 8.32      | 8.09 | 26.2      | 30.16     | 2.79                   | 3         | 104                     | 0.174                  | SE                |
| S3       | 20190809        | Sunny   | Moderate      | Mid-Ebb   | B                  | 9.2       | 8:28  | 7.99      | 8.23 | 26.4      | 30.2      | 2.86                   | 4         | 103                     | 0.152                  | SE                |
| S3       | 20190809        | Sunny   | Moderate      | Mid-Ebb   | B                  | 9.2       | 8:28  | 8.02      | 8.02 | 26        | 30.29     | 2.63                   | 3         | 103                     | 0.082                  | E                 |
| S3       | 20190809        | Sunny   | Moderate      | Mid-Ebb   | M                  | 5.1       | 8:29  | 8.18      | 8.21 | 26        | 30.15     | 3.11                   | 3         | 103                     | 0.095                  | SE                |
| S3       | 20190809        | Sunny   | Moderate      | Mid-Ebb   | M                  | 5.1       | 8:29  | 8.17      | 8.14 | 26        | 30.22     | 2.76                   | 2         | 103                     | 0.248                  | S                 |
| S3       | 20190809        | Sunny   | Moderate      | Mid-Ebb   | S                  | 1         | 8:30  | 8.13      | 8.21 | 25.9      | 30.2      | 3.04                   | 3         | 103                     | 0.221                  | SE                |
| S3       | 20190809        | Sunny   | Moderate      | Mid-Ebb   | S                  | 1         | 8:30  | 8.02      | 8.18 | 26.4      | 30.37     | 2.78                   | 2         | 102                     | 0.09                   | SE                |
| CR1      | 20190809        | Sunny   | Moderate      | Mid-Flood | B                  | 11.3      | 12:34 | 8.21      | 8.02 | 26        | 30.65     | 2.45                   | 6         | 110                     | 0.289                  | SW                |
| CR1      | 20190809        | Sunny   | Moderate      | Mid-Flood | B                  | 11.3      | 12:34 | 8.21      | 7.93 | 25.9      | 30.78     | 2.55                   | 6         | 111                     | 0.275                  | SW                |
| CR1      | 20190809        | Sunny   | Moderate      | Mid-Flood | M                  | 6.2       | 12:35 | 8.2       | 8.2  | 26        | 30.7      | 2.84                   | 5         | 108                     | 0.188                  | W                 |

Contract No. EP/SP/66/12  
 Integrated Waste Management Facilities, Phase 1  
 Impact Water Quality Monitoring Data

| Location | Date (YYYYMMDD) | Weather | Sea Condition | Tidal     | Water Level note 1 | Depth (m) | Time  | DO (mg/L) | pH   | Sal (ppt) | Temp (°C) | Turbidity (NTU) note 2 | SS (mg/L) | Total Alkalinity (mg/L) | Current Velocity (m/s) | Direction in NESW |
|----------|-----------------|---------|---------------|-----------|--------------------|-----------|-------|-----------|------|-----------|-----------|------------------------|-----------|-------------------------|------------------------|-------------------|
| CR1      | 20190809        | Sunny   | Moderate      | Mid-Flood | M                  | 6.2       | 12:35 | 8.11      | 8.11 | 26.3      | 30.69     | 3                      | 4         | 110                     | 0.291                  | W                 |
| CR1      | 20190809        | Sunny   | Moderate      | Mid-Flood | S                  | 1         | 12:36 | 8.06      | 7.92 | 26.4      | 30.69     | 3.24                   | 3         | 107                     | 0.285                  | SW                |
| CR1      | 20190809        | Sunny   | Moderate      | Mid-Flood | S                  | 1         | 12:36 | 8.04      | 8.21 | 26.1      | 30.74     | 3.12                   | 3         | 107                     | 0.233                  | NW                |
| C2A      | 20190809        | Sunny   | Moderate      | Mid-Flood | B                  | 10.7      | 12:37 | 9.22      | 7.64 | 26.2      | 30.36     | 2.02                   | 6         | 104                     | 0.197                  | W                 |
| C2A      | 20190809        | Sunny   | Moderate      | Mid-Flood | B                  | 10.7      | 12:37 | 8.56      | 7.77 | 26.3      | 30.12     | 2.18                   | 5         | 104                     | 0.145                  | W                 |
| C2A      | 20190809        | Sunny   | Moderate      | Mid-Flood | M                  | 5.9       | 12:38 | 8.39      | 7.81 | 27        | 30.46     | 2.06                   | 4         | 105                     | 0.176                  | W                 |
| C2A      | 20190809        | Sunny   | Moderate      | Mid-Flood | M                  | 5.9       | 12:38 | 8.78      | 7.79 | 26.4      | 30.35     | 2.39                   | 4         | 105                     | 0.17                   | W                 |
| C2A      | 20190809        | Sunny   | Moderate      | Mid-Flood | S                  | 1         | 12:39 | 7.98      | 8.07 | 26.8      | 30.51     | 2.52                   | 4         | 104                     | 0.256                  | W                 |
| C2A      | 20190809        | Sunny   | Moderate      | Mid-Flood | S                  | 1         | 12:39 | 7.62      | 7.6  | 26        | 30.36     | 2.55                   | 5         | 104                     | 0.275                  | SW                |
| S3       | 20190809        | Sunny   | Moderate      | Mid-Flood | B                  | 9.6       | 12:51 | 8.04      | 8.21 | 26.1      | 30.77     | 2.79                   | 2         | 106                     | 0.202                  | W                 |
| S3       | 20190809        | Sunny   | Moderate      | Mid-Flood | B                  | 9.6       | 12:51 | 8.11      | 8.22 | 26        | 30.8      | 2.45                   | <2        | 107                     | 0.244                  | NW                |
| S3       | 20190809        | Sunny   | Moderate      | Mid-Flood | M                  | 5.3       | 12:52 | 8.05      | 8.17 | 26.4      | 30.67     | 2.6                    | 3         | 107                     | 0.238                  | W                 |
| S3       | 20190809        | Sunny   | Moderate      | Mid-Flood | M                  | 5.3       | 12:52 | 8.07      | 7.98 | 26        | 30.76     | 3.06                   | <2        | 107                     | 0.175                  | W                 |
| S3       | 20190809        | Sunny   | Moderate      | Mid-Flood | S                  | 1         | 12:53 | 8.44      | 8.13 | 26.4      | 30.59     | 2.72                   | <2        | 106                     | 0.161                  | W                 |
| S3       | 20190809        | Sunny   | Moderate      | Mid-Flood | S                  | 1         | 12:53 | 8.2       | 8.13 | 25.9      | 30.56     | 2.75                   | 2         | 107                     | 0.14                   | W                 |
| CR2      | 20190809        | Sunny   | Moderate      | Mid-Flood | B                  | 10.1      | 13:01 | 8.14      | 7.99 | 25.4      | 30.77     | 2.88                   | 3         | 105                     | 0.278                  | W                 |
| CR2      | 20190809        | Sunny   | Moderate      | Mid-Flood | B                  | 10.1      | 13:01 | 8.19      | 8.03 | 26.3      | 30.61     | 2.89                   | 4         | 105                     | 0.283                  | W                 |
| CR2      | 20190809        | Sunny   | Moderate      | Mid-Flood | M                  | 5.6       | 13:02 | 8.22      | 8.05 | 26.4      | 30.71     | 2.99                   | 4         | 107                     | 0.166                  | SW                |
| CR2      | 20190809        | Sunny   | Moderate      | Mid-Flood | M                  | 5.6       | 13:02 | 8.1       | 8.13 | 25.4      | 30.73     | 2.73                   | 4         | 108                     | 0.253                  | W                 |
| CR2      | 20190809        | Sunny   | Moderate      | Mid-Flood | S                  | 1         | 13:03 | 8.06      | 8.19 | 26.1      | 30.79     | 2.29                   | <2        | 107                     | 0.168                  | SW                |
| CR2      | 20190809        | Sunny   | Moderate      | Mid-Flood | S                  | 1         | 13:03 | 8.18      | 8.19 | 26        | 30.92     | 2.31                   | <2        | 107                     | 0.231                  | W                 |
| S2A      | 20190809        | Sunny   | Moderate      | Mid-Flood | B                  | 8.5       | 13:29 | 8.06      | 8.11 | 26.2      | 30.74     | 2.87                   | 5         | 105                     | 0.19                   | SW                |
| S2A      | 20190809        | Sunny   | Moderate      | Mid-Flood | B                  | 8.5       | 13:29 | 8.27      | 8.04 | 25.9      | 30.76     | 2.58                   | 4         | 104                     | 0.175                  | W                 |
| S2A      | 20190809        | Sunny   | Moderate      | Mid-Flood | M                  | 4.8       | 13:30 | 8.07      | 8.06 | 25.9      | 30.61     | 2.86                   | 4         | 104                     | 0.191                  | NW                |
| S2A      | 20190809        | Sunny   | Moderate      | Mid-Flood | M                  | 4.8       | 13:30 | 8.1       | 8.17 | 25.8      | 30.68     | 2.68                   | 4         | 103                     | 0.264                  | W                 |
| S2A      | 20190809        | Sunny   | Moderate      | Mid-Flood | S                  | 1         | 13:31 | 8.15      | 8.07 | 26        | 30.77     | 3.25                   | 4         | 105                     | 0.205                  | W                 |
| S2A      | 20190809        | Sunny   | Moderate      | Mid-Flood | S                  | 1         | 13:31 | 8.22      | 8    | 26.4      | 30.67     | 2.88                   | 5         | 105                     | 0.162                  | W                 |
| C1A      | 20190809        | Sunny   | Moderate      | Mid-Flood | B                  | 9.8       | 13:45 | 8.2       | 8.2  | 26        | 30.7      | 2.47                   | 5         | 105                     | 0.268                  | SW                |
| C1A      | 20190809        | Sunny   | Moderate      | Mid-Flood | B                  | 9.8       | 13:45 | 8.09      | 7.91 | 26.3      | 30.67     | 2.57                   | 6         | 104                     | 0.197                  | SW                |

Contract No. EP/SP/66/12  
 Integrated Waste Management Facilities, Phase 1  
 Impact Water Quality Monitoring Data

| Location | Date (YYYYMMDD) | Weather | Sea Condition | Tidal     | Water Level note 1 | Depth (m) | Time  | DO (mg/L) | pH   | Sal (ppt) | Temp (°C) | Turbidity (NTU) note 2 | SS (mg/L) | Total Alkalinity (mg/L) | Current Velocity (m/s) | Direction in NESW |
|----------|-----------------|---------|---------------|-----------|--------------------|-----------|-------|-----------|------|-----------|-----------|------------------------|-----------|-------------------------|------------------------|-------------------|
| C1A      | 20190809        | Sunny   | Moderate      | Mid-Flood | M                  | 5.4       | 13:46 | 8.23      | 7.91 | 26.3      | 30.63     | 2.56                   | 4         | 104                     | 0.264                  | W                 |
| C1A      | 20190809        | Sunny   | Moderate      | Mid-Flood | M                  | 5.4       | 13:46 | 8.06      | 7.91 | 26.4      | 30.8      | 2.88                   | 4         | 104                     | 0.251                  | W                 |
| C1A      | 20190809        | Sunny   | Moderate      | Mid-Flood | S                  | 1         | 13:47 | 8.18      | 8.12 | 26.2      | 30.65     | 3.22                   | 4         | 104                     | 0.143                  | W                 |
| C1A      | 20190809        | Sunny   | Moderate      | Mid-Flood | S                  | 1         | 13:47 | 8.12      | 8.05 | 26.4      | 30.63     | 2.79                   | 5         | 105                     | 0.182                  | W                 |
| H1       | 20190809        | Sunny   | Moderate      | Mid-Flood | B                  | 7.5       | 13:48 | 7.78      | 7.57 | 26.4      | 30.35     | 2.46                   | 4         | 104                     | 0.232                  | NW                |
| H1       | 20190809        | Sunny   | Moderate      | Mid-Flood | B                  | 7.5       | 13:48 | 7.72      | 7.59 | 26.4      | 30.4      | 2.38                   | 4         | 104                     | 0.185                  | W                 |
| H1       | 20190809        | Sunny   | Moderate      | Mid-Flood | M                  | 4.3       | 13:49 | 7.72      | 7.69 | 26        | 30.36     | 2.34                   | 5         | 104                     | 0.169                  | W                 |
| H1       | 20190809        | Sunny   | Moderate      | Mid-Flood | M                  | 4.3       | 13:49 | 7.7       | 7.8  | 26.4      | 30.43     | 2.74                   | 5         | 104                     | 0.272                  | W                 |
| H1       | 20190809        | Sunny   | Moderate      | Mid-Flood | S                  | 1         | 13:50 | 7.53      | 7.79 | 26        | 30.31     | 2.68                   | 6         | 104                     | 0.277                  | NW                |
| H1       | 20190809        | Sunny   | Moderate      | Mid-Flood | S                  | 1         | 13:50 | 7.78      | 7.74 | 26.4      | 30.53     | 2.82                   | 6         | 104                     | 0.264                  | W                 |
| B3       | 20190809        | Sunny   | Moderate      | Mid-Flood | B                  | 4.2       | 14:03 | 7.5       | 7.87 | 26.1      | 30.51     | 2.62                   | 6         | 105                     | 0.214                  | SW                |
| B3       | 20190809        | Sunny   | Moderate      | Mid-Flood | B                  | 4.2       | 14:03 | 7.57      | 7.87 | 26.3      | 30.36     | 2.37                   | 4         | 104                     | 0.227                  | W                 |
| B3       | 20190809        | Sunny   | Moderate      | Mid-Flood | S                  | 1         | 14:04 | 7.87      | 7.82 | 26.2      | 30.31     | 2.48                   | 5         | 104                     | 0.149                  | SW                |
| B3       | 20190809        | Sunny   | Moderate      | Mid-Flood | S                  | 1         | 14:04 | 7.47      | 7.88 | 26.4      | 30.44     | 2.83                   | 6         | 104                     | 0.201                  | W                 |
| B4       | 20190809        | Sunny   | Moderate      | Mid-Flood | B                  | 4.3       | 14:13 | 7.63      | 7.84 | 26.3      | 30.45     | 2.63                   | 6         | 104                     | 0.191                  | W                 |
| B4       | 20190809        | Sunny   | Moderate      | Mid-Flood | B                  | 4.3       | 14:13 | 7.61      | 7.81 | 26.1      | 30.46     | 2.31                   | 6         | 104                     | 0.234                  | W                 |
| B4       | 20190809        | Sunny   | Moderate      | Mid-Flood | S                  | 1         | 14:14 | 7.52      | 7.62 | 25.9      | 30.55     | 2.52                   | 6         | 104                     | 0.215                  | SW                |
| B4       | 20190809        | Sunny   | Moderate      | Mid-Flood | S                  | 1         | 14:14 | 7.78      | 7.8  | 26.4      | 30.55     | 2.74                   | 6         | 104                     | 0.211                  | SW                |
| B1       | 20190809        | Sunny   | Moderate      | Mid-Flood | B                  | 3.6       | 14:16 | 8.02      | 7.99 | 26        | 30.76     | 2.54                   | 6         | 104                     | 0.263                  | SW                |
| B1       | 20190809        | Sunny   | Moderate      | Mid-Flood | B                  | 3.6       | 14:16 | 8.22      | 8.08 | 26.2      | 30.71     | 2.62                   | 5         | 104                     | 0.258                  | W                 |
| B1       | 20190809        | Sunny   | Moderate      | Mid-Flood | S                  | 1         | 14:17 | 8.03      | 8.05 | 26.1      | 30.63     | 3.06                   | 6         | 105                     | 0.246                  | SW                |
| B1       | 20190809        | Sunny   | Moderate      | Mid-Flood | S                  | 1         | 14:17 | 8.07      | 7.97 | 26.4      | 30.61     | 3.21                   | 7         | 104                     | 0.123                  | NW                |
| S1       | 20190809        | Sunny   | Moderate      | Mid-Flood | B                  | 4.1       | 14:31 | 8.18      | 8.12 | 26.4      | 30.68     | 2.74                   | 4         | 104                     | 0.208                  | W                 |
| S1       | 20190809        | Sunny   | Moderate      | Mid-Flood | B                  | 4.1       | 14:31 | 8.14      | 8.17 | 26.1      | 30.71     | 2.78                   | 3         | 104                     | 0.178                  | NW                |
| S1       | 20190809        | Sunny   | Moderate      | Mid-Flood | S                  | 1         | 14:32 | 8.12      | 8.13 | 26.4      | 30.64     | 3.14                   | 6         | 104                     | 0.222                  | W                 |
| S1       | 20190809        | Sunny   | Moderate      | Mid-Flood | S                  | 1         | 14:32 | 8.24      | 8.03 | 26.1      | 30.79     | 3.24                   | 5         | 104                     | 0.21                   | W                 |
| B2       | 20190809        | Sunny   | Moderate      | Mid-Flood | B                  | 3.9       | 14:43 | 8.19      | 8.01 | 25.8      | 30.68     | 2.67                   | 6         | 104                     | 0.188                  | NW                |
| B2       | 20190809        | Sunny   | Moderate      | Mid-Flood | B                  | 3.9       | 14:43 | 8.17      | 8.17 | 26.2      | 30.64     | 2.46                   | 6         | 106                     | 0.158                  | NW                |
| B2       | 20190809        | Sunny   | Moderate      | Mid-Flood | S                  | 1         | 14:44 | 8.15      | 8.02 | 26        | 30.79     | 2.87                   | 6         | 104                     | 0.184                  | W                 |



Contract No. EP/SP/66/12  
Integrated Waste Management Facilities, Phase 1  
Impact Water Quality Monitoring Data

| Location | Date (YYYYMMDD) | Weather | Sea Condition | Tidal     | Water Level note 1 | Depth (m) | Time  | DO (mg/L) | pH   | Sal (ppt) | Temp (°C) | Turbidity (NTU) note 2 | SS (mg/L) | Total Alkalinity (mg/L) | Current Velocity (m/s) | Direction in NESW |
|----------|-----------------|---------|---------------|-----------|--------------------|-----------|-------|-----------|------|-----------|-----------|------------------------|-----------|-------------------------|------------------------|-------------------|
| B2       | 20190809        | Sunny   | Moderate      | Mid-Flood | S                  | 1         | 14:44 | 8.05      | 7.95 | 26.4      | 30.71     | 2.87                   | 6         | 104                     | 0.17                   | NW                |
| F1A      | 20190809        | Sunny   | Moderate      | Mid-Flood | B                  | 6.6       | 15:36 | 7.76      | 7.63 | 26.1      | 30.38     | 2.14                   | 5         | 104                     | 0.137                  | W                 |
| F1A      | 20190809        | Sunny   | Moderate      | Mid-Flood | B                  | 6.6       | 15:36 | 7.55      | 7.67 | 25.9      | 30.34     | 2.67                   | 4         | 105                     | 0.162                  | SW                |
| F1A      | 20190809        | Sunny   | Moderate      | Mid-Flood | M                  | 3.8       | 15:37 | 7.8       | 7.82 | 26.4      | 30.5      | 2.79                   | 5         | 105                     | 0.197                  | W                 |
| F1A      | 20190809        | Sunny   | Moderate      | Mid-Flood | M                  | 3.8       | 15:37 | 7.5       | 7.56 | 26.4      | 30.44     | 2.8                    | 4         | 105                     | 0.253                  | SW                |
| F1A      | 20190809        | Sunny   | Moderate      | Mid-Flood | S                  | 1         | 15:38 | 7.81      | 7.75 | 25.9      | 30.54     | 2.49                   | 6         | 104                     | 0.243                  | W                 |
| F1A      | 20190809        | Sunny   | Moderate      | Mid-Flood | S                  | 1         | 15:38 | 7.71      | 7.56 | 26.3      | 30.49     | 2.9                    | 5         | 104                     | 0.154                  | W                 |
| M1       | 20190809        | Sunny   | Moderate      | Mid-Flood | B                  | 6.5       | 16:09 | 7.46      | 7.78 | 25.9      | 30.36     | 2.14                   | 5         | 105                     | 0.249                  | W                 |
| M1       | 20190809        | Sunny   | Moderate      | Mid-Flood | B                  | 6.5       | 16:09 | 7.8       | 7.88 | 26        | 30.32     | 2.23                   | 4         | 105                     | 0.185                  | SW                |
| M1       | 20190809        | Sunny   | Moderate      | Mid-Flood | M                  | 3.8       | 16:10 | 7.45      | 7.59 | 26.1      | 30.45     | 2.78                   | 3         | 105                     | 0.143                  | NW                |
| M1       | 20190809        | Sunny   | Moderate      | Mid-Flood | M                  | 3.8       | 16:10 | 7.47      | 7.55 | 26.1      | 30.53     | 2.65                   | 4         | 106                     | 0.259                  | NW                |
| M1       | 20190809        | Sunny   | Moderate      | Mid-Flood | S                  | 1         | 16:11 | 7.87      | 7.76 | 26.4      | 30.56     | 2.6                    | 3         | 105                     | 0.248                  | NW                |
| M1       | 20190809        | Sunny   | Moderate      | Mid-Flood | S                  | 1         | 16:11 | 7.54      | 7.58 | 26        | 30.5      | 2.74                   | 4         | 105                     | 0.172                  | SW                |
| B1       | 20190812        | Sunny   | Moderate      | Mid-Ebb   | B                  | 3.9       | 9:25  | 7.81      | 7.82 | 25.3      | 29.48     | 2.48                   | 4         | 106                     | 0.098                  | SE                |
| B1       | 20190812        | Sunny   | Moderate      | Mid-Ebb   | B                  | 3.9       | 9:25  | 7.31      | 7.77 | 25.2      | 29.66     | 2.78                   | 3         | 105                     | 0.225                  | SE                |
| B1       | 20190812        | Sunny   | Moderate      | Mid-Ebb   | S                  | 1         | 9:26  | 7.79      | 7.65 | 25.4      | 29.47     | 2.67                   | 3         | 107                     | 0.088                  | SE                |
| B1       | 20190812        | Sunny   | Moderate      | Mid-Ebb   | S                  | 1         | 9:26  | 7.9       | 7.75 | 25.4      | 29.45     | 3.11                   | 2         | 108                     | 0.081                  | SE                |
| B2       | 20190812        | Sunny   | Moderate      | Mid-Ebb   | B                  | 4.5       | 9:44  | 7.63      | 7.66 | 25.8      | 29.53     | 2.75                   | 5         | 105                     | 0.175                  | E                 |
| B2       | 20190812        | Sunny   | Moderate      | Mid-Ebb   | B                  | 4.5       | 9:44  | 7.56      | 7.71 | 25.3      | 29.45     | 2.96                   | 4         | 104                     | 0.082                  | E                 |
| B2       | 20190812        | Sunny   | Moderate      | Mid-Ebb   | S                  | 1         | 9:45  | 7.37      | 7.72 | 25.5      | 29.51     | 2.86                   | 5         | 108                     | 0.098                  | SE                |
| B2       | 20190812        | Sunny   | Moderate      | Mid-Ebb   | S                  | 1         | 9:45  | 7.49      | 8.03 | 25.4      | 29.49     | 3.13                   | 4         | 107                     | 0.167                  | SE                |
| B3       | 20190812        | Sunny   | Moderate      | Mid-Ebb   | B                  | 3.6       | 9:43  | 7.36      | 7.87 | 26        | 29.2      | 2.27                   | 3         | 107                     | 0.166                  | E                 |
| B3       | 20190812        | Sunny   | Moderate      | Mid-Ebb   | B                  | 3.6       | 9:43  | 7.58      | 8.01 | 26.2      | 29.15     | 2.5                    | 4         | 107                     | 0.224                  | SE                |
| B3       | 20190812        | Sunny   | Moderate      | Mid-Ebb   | S                  | 1         | 9:44  | 7.34      | 7.79 | 26.6      | 29.27     | 2.49                   | 3         | 107                     | 0.197                  | E                 |
| B3       | 20190812        | Sunny   | Moderate      | Mid-Ebb   | S                  | 1         | 9:44  | 7.53      | 7.96 | 26.6      | 29.28     | 2.74                   | 3         | 108                     | 0.119                  | S                 |
| B4       | 20190812        | Sunny   | Moderate      | Mid-Ebb   | B                  | 3.9       | 9:56  | 7.73      | 8.07 | 26        | 29.17     | 2.16                   | 4         | 107                     | 0.165                  | SE                |
| B4       | 20190812        | Sunny   | Moderate      | Mid-Ebb   | B                  | 3.9       | 9:56  | 7.46      | 8.13 | 26        | 29.26     | 2.39                   | 5         | 105                     | 0.179                  | SE                |
| B4       | 20190812        | Sunny   | Moderate      | Mid-Ebb   | S                  | 1         | 9:57  | 7.67      | 8.06 | 26.2      | 29.29     | 2.61                   | 3         | 106                     | 0.159                  | E                 |
| B4       | 20190812        | Sunny   | Moderate      | Mid-Ebb   | S                  | 1         | 9:57  | 7.4       | 7.78 | 26.4      | 29.26     | 2.84                   | 4         | 105                     | 0.177                  | E                 |



Contract No. EP/SP/66/12  
Integrated Waste Management Facilities, Phase 1  
Impact Water Quality Monitoring Data

| Location | Date (YYYYMMDD) | Weather | Sea Condition | Tidal   | Water Level note 1 | Depth (m) | Time  | DO (mg/L) | pH   | Sal (ppt) | Temp (°C) | Turbidity (NTU) note 2 | SS (mg/L) | Total Alkalinity (mg/L) | Current Velocity (m/s) | Direction in NESW |
|----------|-----------------|---------|---------------|---------|--------------------|-----------|-------|-----------|------|-----------|-----------|------------------------|-----------|-------------------------|------------------------|-------------------|
| C1A      | 20190812        | Sunny   | Moderate      | Mid-Ebb | B                  | 9.5       | 9:00  | 7.37      | 7.89 | 25.4      | 29.67     | 2.87                   | 3         | 105                     | 0.182                  | SE                |
| C1A      | 20190812        | Sunny   | Moderate      | Mid-Ebb | B                  | 9.5       | 9:00  | 7.26      | 8.24 | 25.6      | 29.42     | 2.6                    | 4         | 105                     | 0.137                  | S                 |
| C1A      | 20190812        | Sunny   | Moderate      | Mid-Ebb | M                  | 5.3       | 9:01  | 7.59      | 7.68 | 25.4      | 29.56     | 2.93                   | 4         | 102                     | 0.144                  | SE                |
| C1A      | 20190812        | Sunny   | Moderate      | Mid-Ebb | M                  | 5.3       | 9:01  | 7.74      | 7.84 | 25.7      | 29.51     | 2.99                   | 4         | 105                     | 0.23                   | E                 |
| C1A      | 20190812        | Sunny   | Moderate      | Mid-Ebb | S                  | 1         | 9:02  | 7.49      | 8.09 | 25.9      | 29.62     | 3.14                   | 4         | 107                     | 0.251                  | E                 |
| C1A      | 20190812        | Sunny   | Moderate      | Mid-Ebb | S                  | 1         | 9:02  | 7.79      | 8.15 | 25.4      | 29.55     | 3.08                   | 5         | 105                     | 0.158                  | S                 |
| C2A      | 20190812        | Sunny   | Moderate      | Mid-Ebb | B                  | 10.6      | 9:04  | 7.63      | 8.07 | 26.8      | 29.17     | 2.65                   | 3         | 104                     | 0.236                  | E                 |
| C2A      | 20190812        | Sunny   | Moderate      | Mid-Ebb | B                  | 10.6      | 9:04  | 7.36      | 7.83 | 26.8      | 29.2      | 2.56                   | 4         | 104                     | 0.21                   | E                 |
| C2A      | 20190812        | Sunny   | Moderate      | Mid-Ebb | M                  | 5.8       | 9:05  | 7.48      | 7.98 | 26.6      | 29.22     | 2.37                   | 6         | 103                     | 0.111                  | SE                |
| C2A      | 20190812        | Sunny   | Moderate      | Mid-Ebb | M                  | 5.8       | 9:05  | 7.35      | 8.01 | 26.8      | 29.16     | 2.74                   | 4         | 104                     | 0.093                  | E                 |
| C2A      | 20190812        | Sunny   | Moderate      | Mid-Ebb | S                  | 1         | 9:06  | 7.67      | 8.12 | 26.4      | 29.11     | 2.41                   | 5         | 102                     | 0.124                  | E                 |
| C2A      | 20190812        | Sunny   | Moderate      | Mid-Ebb | S                  | 1         | 9:06  | 7.3       | 8.13 | 26.5      | 29.25     | 2.61                   | 5         | 101                     | 0.212                  | SE                |
| F1A      | 20190812        | Sunny   | Moderate      | Mid-Ebb | B                  | 6.9       | 10:23 | 7.62      | 7.83 | 26.8      | 29.21     | 2.47                   | 5         | 105                     | 0.171                  | E                 |
| F1A      | 20190812        | Sunny   | Moderate      | Mid-Ebb | B                  | 6.9       | 10:23 | 7.44      | 8.1  | 26.8      | 29.11     | 2.45                   | 6         | 104                     | 0.202                  | S                 |
| F1A      | 20190812        | Sunny   | Moderate      | Mid-Ebb | M                  | 4         | 10:24 | 7.52      | 7.77 | 26.7      | 29.11     | 2.32                   | 6         | 105                     | 0.15                   | SE                |
| F1A      | 20190812        | Sunny   | Moderate      | Mid-Ebb | M                  | 4         | 10:24 | 7.79      | 7.76 | 26.1      | 29.27     | 2.37                   | 5         | 105                     | 0.227                  | S                 |
| F1A      | 20190812        | Sunny   | Moderate      | Mid-Ebb | S                  | 1         | 10:25 | 7.66      | 7.84 | 26.1      | 29.16     | 2.75                   | 4         | 105                     | 0.145                  | SE                |
| F1A      | 20190812        | Sunny   | Moderate      | Mid-Ebb | S                  | 1         | 10:25 | 7.51      | 7.89 | 26.5      | 29.14     | 2.61                   | 4         | 102                     | 0.161                  | S                 |
| H1       | 20190812        | Sunny   | Moderate      | Mid-Ebb | B                  | 6.9       | 9:26  | 7.61      | 7.87 | 26.1      | 29.16     | 2.51                   | 4         | 108                     | 0.101                  | E                 |
| H1       | 20190812        | Sunny   | Moderate      | Mid-Ebb | B                  | 6.9       | 9:26  | 7.79      | 7.97 | 26.5      | 29.3      | 2.29                   | 4         | 107                     | 0.223                  | E                 |
| H1       | 20190812        | Sunny   | Moderate      | Mid-Ebb | M                  | 4         | 9:27  | 7.38      | 8.12 | 26.7      | 29.22     | 2.46                   | 4         | 106                     | 0.148                  | E                 |
| H1       | 20190812        | Sunny   | Moderate      | Mid-Ebb | M                  | 4         | 9:27  | 7.57      | 7.92 | 26.1      | 29.27     | 2.64                   | 4         | 105                     | 0.154                  | E                 |
| H1       | 20190812        | Sunny   | Moderate      | Mid-Ebb | S                  | 1         | 9:28  | 7.79      | 8.03 | 26.5      | 29.13     | 2.38                   | 4         | 105                     | 0.174                  | SE                |
| H1       | 20190812        | Sunny   | Moderate      | Mid-Ebb | S                  | 1         | 9:28  | 7.75      | 8.11 | 26.7      | 29.22     | 2.86                   | 5         | 107                     | 0.191                  | S                 |
| M1       | 20190812        | Sunny   | Moderate      | Mid-Ebb | B                  | 8.5       | 11:02 | 7.5       | 7.91 | 26.3      | 29.2      | 2.46                   | 8         | 105                     | 0.249                  | SE                |
| M1       | 20190812        | Sunny   | Moderate      | Mid-Ebb | B                  | 8.5       | 11:02 | 7.46      | 7.83 | 26.1      | 29.28     | 2.39                   | 9         | 104                     | 0.11                   | E                 |
| M1       | 20190812        | Sunny   | Moderate      | Mid-Ebb | M                  | 4.8       | 11:03 | 7.62      | 7.78 | 26.3      | 29.25     | 2.62                   | 8         | 105                     | 0.13                   | S                 |
| M1       | 20190812        | Sunny   | Moderate      | Mid-Ebb | M                  | 4.8       | 11:03 | 7.47      | 7.87 | 26.2      | 29.2      | 2.26                   | 8         | 105                     | 0.145                  | S                 |
| M1       | 20190812        | Sunny   | Moderate      | Mid-Ebb | S                  | 1         | 11:04 | 7.72      | 7.97 | 26.6      | 29.1      | 2.8                    | 8         | 105                     | 0.168                  | S                 |

Contract No. EP/SP/66/12  
Integrated Waste Management Facilities, Phase 1  
Impact Water Quality Monitoring Data

| Location | Date (YYYYMMDD) | Weather | Sea Condition | Tidal   | Water Level note 1 | Depth (m) | Time  | DO (mg/L) | pH   | Sal (ppt) | Temp (°C) | Turbidity (NTU) note 2 | SS (mg/L) | Total Alkalinity (mg/L) | Current Velocity (m/s) | Direction in NESW |
|----------|-----------------|---------|---------------|---------|--------------------|-----------|-------|-----------|------|-----------|-----------|------------------------|-----------|-------------------------|------------------------|-------------------|
| M1       | 20190812        | Sunny   | Moderate      | Mid-Ebb | S                  | 1         | 11:04 | 7.3       | 7.9  | 26.4      | 29.12     | 2.8                    | 8         | 105                     | 0.177                  | SE                |
| CR1      | 20190812        | Sunny   | Moderate      | Mid-Ebb | B                  | 12.7      | 10:36 | 7.79      | 8    | 25.2      | 29.45     | 2.86                   | 8         | 105                     | 0.246                  | SE                |
| CR1      | 20190812        | Sunny   | Moderate      | Mid-Ebb | B                  | 12.7      | 10:36 | 7.35      | 7.83 | 25.4      | 29.69     | 2.83                   | 8         | 105                     | 0.163                  | S                 |
| CR1      | 20190812        | Sunny   | Moderate      | Mid-Ebb | M                  | 6.9       | 10:37 | 7.68      | 7.97 | 25.7      | 29.58     | 3.06                   | 6         | 106                     | 0.207                  | SE                |
| CR1      | 20190812        | Sunny   | Moderate      | Mid-Ebb | M                  | 6.9       | 10:37 | 7.3       | 7.7  | 25.7      | 29.47     | 2.92                   | 7         | 105                     | 0.248                  | E                 |
| CR1      | 20190812        | Sunny   | Moderate      | Mid-Ebb | S                  | 1         | 10:38 | 7.52      | 7.8  | 25.7      | 29.64     | 3.14                   | 6         | 104                     | 0.209                  | S                 |
| CR1      | 20190812        | Sunny   | Moderate      | Mid-Ebb | S                  | 1         | 10:38 | 7.25      | 8.22 | 25.3      | 29.6      | 2.9                    | 6         | 105                     | 0.251                  | SE                |
| CR2      | 20190812        | Sunny   | Moderate      | Mid-Ebb | B                  | 9.8       | 10:13 | 7.89      | 7.96 | 25.4      | 29.65     | 2.81                   | 7         | 104                     | 0.196                  | SE                |
| CR2      | 20190812        | Sunny   | Moderate      | Mid-Ebb | B                  | 9.8       | 10:13 | 7.86      | 7.6  | 25.7      | 29.49     | 2.81                   | 8         | 104                     | 0.223                  | SE                |
| CR2      | 20190812        | Sunny   | Moderate      | Mid-Ebb | M                  | 5.4       | 10:14 | 7.89      | 7.67 | 25.8      | 29.51     | 2.67                   | 10        | 105                     | 0.086                  | S                 |
| CR2      | 20190812        | Sunny   | Moderate      | Mid-Ebb | M                  | 5.4       | 10:14 | 7.68      | 8.04 | 25.8      | 29.51     | 2.66                   | 9         | 105                     | 0.141                  | SE                |
| CR2      | 20190812        | Sunny   | Moderate      | Mid-Ebb | S                  | 1         | 10:15 | 7.37      | 7.79 | 25.5      | 29.61     | 2.7                    | 9         | 104                     | 0.077                  | S                 |
| CR2      | 20190812        | Sunny   | Moderate      | Mid-Ebb | S                  | 1         | 10:15 | 7.83      | 7.96 | 25.7      | 29.56     | 3.1                    | 9         | 104                     | 0.179                  | SE                |
| S1       | 20190812        | Sunny   | Moderate      | Mid-Ebb | B                  | 3.9       | 9:34  | 7.41      | 7.76 | 25.4      | 29.47     | 3                      | 7         | 105                     | 0.219                  | E                 |
| S1       | 20190812        | Sunny   | Moderate      | Mid-Ebb | B                  | 3.9       | 9:34  | 7.36      | 7.78 | 25.2      | 29.69     | 2.43                   | 8         | 103                     | 0.244                  | SE                |
| S1       | 20190812        | Sunny   | Moderate      | Mid-Ebb | S                  | 1         | 9:35  | 7.64      | 7.71 | 25.9      | 29.57     | 2.86                   | 8         | 105                     | 0.133                  | S                 |
| S1       | 20190812        | Sunny   | Moderate      | Mid-Ebb | S                  | 1         | 9:35  | 7.6       | 7.71 | 25.7      | 29.61     | 2.7                    | 8         | 104                     | 0.219                  | SE                |
| S2A      | 20190812        | Sunny   | Moderate      | Mid-Ebb | B                  | 8.1       | 10:01 | 7.84      | 8.08 | 25.7      | 29.55     | 2.97                   | 7         | 106                     | 0.154                  | E                 |
| S2A      | 20190812        | Sunny   | Moderate      | Mid-Ebb | B                  | 8.1       | 10:01 | 7.38      | 7.7  | 25.2      | 29.58     | 2.5                    | 6         | 105                     | 0.131                  | SE                |
| S2A      | 20190812        | Sunny   | Moderate      | Mid-Ebb | M                  | 4.6       | 10:02 | 7.23      | 8.03 | 25.4      | 29.63     | 2.6                    | 5         | 102                     | 0.174                  | S                 |
| S2A      | 20190812        | Sunny   | Moderate      | Mid-Ebb | M                  | 4.6       | 10:02 | 7.51      | 7.94 | 25.6      | 29.43     | 2.7                    | 6         | 104                     | 0.243                  | S                 |
| S2A      | 20190812        | Sunny   | Moderate      | Mid-Ebb | S                  | 1         | 10:03 | 7.48      | 8.07 | 25.3      | 29.54     | 2.86                   | 8         | 102                     | 0.199                  | SE                |
| S2A      | 20190812        | Sunny   | Moderate      | Mid-Ebb | S                  | 1         | 10:03 | 7.47      | 7.69 | 25.9      | 29.49     | 2.98                   | 7         | 105                     | 0.114                  | SE                |
| S3       | 20190812        | Sunny   | Moderate      | Mid-Ebb | B                  | 9.6       | 10:23 | 7.6       | 7.62 | 25.3      | 29.41     | 2.52                   | 5         | 105                     | 0.252                  | SE                |
| S3       | 20190812        | Sunny   | Moderate      | Mid-Ebb | B                  | 9.6       | 10:23 | 7.76      | 7.66 | 25.8      | 29.68     | 2.62                   | 6         | 104                     | 0.148                  | E                 |
| S3       | 20190812        | Sunny   | Moderate      | Mid-Ebb | M                  | 5.3       | 10:24 | 7.92      | 7.68 | 25.7      | 29.54     | 3.03                   | 5         | 105                     | 0.095                  | E                 |
| S3       | 20190812        | Sunny   | Moderate      | Mid-Ebb | M                  | 5.3       | 10:24 | 7.52      | 7.6  | 25.6      | 29.58     | 2.87                   | 6         | 105                     | 0.094                  | SE                |
| S3       | 20190812        | Sunny   | Moderate      | Mid-Ebb | S                  | 1         | 10:25 | 7.6       | 7.66 | 25.4      | 29.51     | 3.19                   | 8         | 104                     | 0.149                  | S                 |
| S3       | 20190812        | Sunny   | Moderate      | Mid-Ebb | S                  | 1         | 10:25 | 7.66      | 8.05 | 25.2      | 29.64     | 2.7                    | 8         | 105                     | 0.144                  | S                 |

Contract No. EP/SP/66/12  
 Integrated Waste Management Facilities, Phase 1  
 Impact Water Quality Monitoring Data

| Location | Date (YYYYMMDD) | Weather | Sea Condition | Tidal     | Water Level note 1 | Depth (m) | Time  | DO (mg/L) | pH   | Sal (ppt) | Temp (°C) | Turbidity (NTU) note 2 | SS (mg/L) | Total Alkalinity (mg/L) | Current Velocity (m/s) | Direction in NESW |
|----------|-----------------|---------|---------------|-----------|--------------------|-----------|-------|-----------|------|-----------|-----------|------------------------|-----------|-------------------------|------------------------|-------------------|
| B1       | 20190812        | Sunny   | Moderate      | Mid-Flood | B                  | 3.5       | 15:24 | 6.87      | 7.67 | 26.3      | 29.83     | 2.36                   | 4         | 107                     | 0.183                  | SW                |
| B1       | 20190812        | Sunny   | Moderate      | Mid-Flood | B                  | 3.5       | 15:24 | 7.36      | 7.81 | 26.3      | 29.67     | 2.71                   | 3         | 107                     | 0.262                  | SW                |
| B1       | 20190812        | Sunny   | Moderate      | Mid-Flood | S                  | 1         | 15:25 | 7.22      | 7.66 | 26.4      | 29.78     | 2.96                   | 4         | 108                     | 0.144                  | SW                |
| B1       | 20190812        | Sunny   | Moderate      | Mid-Flood | S                  | 1         | 15:25 | 7.55      | 7.56 | 26.9      | 29.66     | 2.86                   | 5         | 106                     | 0.245                  | NW                |
| B2       | 20190812        | Sunny   | Moderate      | Mid-Flood | B                  | 4         | 15:43 | 7.25      | 7.77 | 26.8      | 29.89     | 2.75                   | 5         | 105                     | 0.288                  | W                 |
| B2       | 20190812        | Sunny   | Moderate      | Mid-Flood | B                  | 4         | 15:43 | 6.95      | 8.03 | 26.4      | 29.83     | 2.87                   | 4         | 103                     | 0.154                  | W                 |
| B2       | 20190812        | Sunny   | Moderate      | Mid-Flood | S                  | 1         | 15:44 | 7.51      | 7.88 | 26.5      | 29.68     | 3.05                   | 5         | 105                     | 0.128                  | W                 |
| B2       | 20190812        | Sunny   | Moderate      | Mid-Flood | S                  | 1         | 15:44 | 7.52      | 7.69 | 26.8      | 29.65     | 2.94                   | 6         | 105                     | 0.127                  | SW                |
| B3       | 20190812        | Sunny   | Moderate      | Mid-Flood | B                  | 4.1       | 15:28 | 7.59      | 7.77 | 25.9      | 29.55     | 2.17                   | 4         | 105                     | 0.291                  | W                 |
| B3       | 20190812        | Sunny   | Moderate      | Mid-Flood | B                  | 4.1       | 15:28 | 7.23      | 7.65 | 26.4      | 29.49     | 2.61                   | 4         | 105                     | 0.173                  | SW                |
| B3       | 20190812        | Sunny   | Moderate      | Mid-Flood | S                  | 1         | 15:29 | 7.43      | 7.68 | 26.1      | 29.61     | 2.57                   | 3         | 103                     | 0.262                  | W                 |
| B3       | 20190812        | Sunny   | Moderate      | Mid-Flood | S                  | 1         | 15:29 | 7.55      | 7.83 | 26.1      | 29.49     | 2.51                   | 4         | 102                     | 0.176                  | W                 |
| B4       | 20190812        | Sunny   | Moderate      | Mid-Flood | B                  | 4.1       | 15:39 | 7.58      | 7.77 | 26.1      | 29.56     | 2.36                   | 4         | 106                     | 0.27                   | W                 |
| B4       | 20190812        | Sunny   | Moderate      | Mid-Flood | B                  | 4.1       | 15:39 | 7.26      | 7.75 | 26.4      | 29.52     | 2.36                   | 5         | 105                     | 0.205                  | W                 |
| B4       | 20190812        | Sunny   | Moderate      | Mid-Flood | S                  | 1         | 15:40 | 7.18      | 7.66 | 26.4      | 29.61     | 2.85                   | 4         | 105                     | 0.134                  | W                 |
| B4       | 20190812        | Sunny   | Moderate      | Mid-Flood | S                  | 1         | 15:40 | 7.2       | 7.78 | 25.8      | 29.62     | 2.98                   | 4         | 104                     | 0.156                  | W                 |
| C1A      | 20190812        | Sunny   | Moderate      | Mid-Flood | B                  | 10.9      | 15:01 | 6.97      | 7.63 | 26.9      | 29.87     | 2.77                   | 4         | 108                     | 0.184                  | NW                |
| C1A      | 20190812        | Sunny   | Moderate      | Mid-Flood | B                  | 10.9      | 15:01 | 7.41      | 8    | 26.8      | 29.7      | 2.89                   | 4         | 106                     | 0.247                  | SW                |
| C1A      | 20190812        | Sunny   | Moderate      | Mid-Flood | M                  | 6         | 15:02 | 7.3       | 7.98 | 26.6      | 29.85     | 2.62                   | 3         | 107                     | 0.204                  | SW                |
| C1A      | 20190812        | Sunny   | Moderate      | Mid-Flood | M                  | 6         | 15:02 | 7.54      | 7.83 | 26.9      | 29.87     | 3.06                   | 4         | 107                     | 0.239                  | NW                |
| C1A      | 20190812        | Sunny   | Moderate      | Mid-Flood | S                  | 1         | 15:03 | 7.04      | 7.97 | 26.5      | 29.89     | 2.88                   | 5         | 105                     | 0.205                  | W                 |
| C1A      | 20190812        | Sunny   | Moderate      | Mid-Flood | S                  | 1         | 15:03 | 7.15      | 8.03 | 26.3      | 29.63     | 2.95                   | 4         | 104                     | 0.141                  | W                 |
| C2A      | 20190812        | Sunny   | Moderate      | Mid-Flood | B                  | 10        | 14:50 | 7.22      | 7.8  | 25.9      | 29.6      | 2.43                   | 4         | 108                     | 0.282                  | W                 |
| C2A      | 20190812        | Sunny   | Moderate      | Mid-Flood | B                  | 10        | 14:50 | 7.48      | 7.73 | 26.2      | 29.56     | 2.44                   | 4         | 107                     | 0.146                  | W                 |
| C2A      | 20190812        | Sunny   | Moderate      | Mid-Flood | M                  | 5.5       | 14:51 | 7.52      | 7.72 | 26.1      | 29.54     | 2.82                   | 3         | 107                     | 0.151                  | W                 |
| C2A      | 20190812        | Sunny   | Moderate      | Mid-Flood | M                  | 5.5       | 14:51 | 7.31      | 7.87 | 26.4      | 29.62     | 2.53                   | 4         | 105                     | 0.134                  | W                 |
| C2A      | 20190812        | Sunny   | Moderate      | Mid-Flood | S                  | 1         | 14:52 | 7.42      | 7.65 | 26.4      | 29.64     | 2.42                   | 4         | 108                     | 0.179                  | W                 |
| C2A      | 20190812        | Sunny   | Moderate      | Mid-Flood | S                  | 1         | 14:52 | 7.32      | 7.72 | 26.3      | 29.6      | 2.63                   | 3         | 107                     | 0.253                  | SW                |
| F1A      | 20190812        | Sunny   | Moderate      | Mid-Flood | B                  | 6.7       | 16:10 | 7.24      | 7.73 | 26        | 29.53     | 2.21                   | 4         | 105                     | 0.218                  | W                 |

Contract No. EP/SP/66/12  
 Integrated Waste Management Facilities, Phase 1  
 Impact Water Quality Monitoring Data

| Location | Date (YYYYMMDD) | Weather | Sea Condition | Tidal     | Water Level note 1 | Depth (m) | Time  | DO (mg/L) | pH   | Sal (ppt) | Temp (°C) | Turbidity (NTU) note 2 | SS (mg/L) | Total Alkalinity (mg/L) | Current Velocity (m/s) | Direction in NESW |
|----------|-----------------|---------|---------------|-----------|--------------------|-----------|-------|-----------|------|-----------|-----------|------------------------|-----------|-------------------------|------------------------|-------------------|
| F1A      | 20190812        | Sunny   | Moderate      | Mid-Flood | B                  | 6.7       | 16:10 | 7.2       | 7.67 | 26.4      | 29.58     | 2.27                   | 4         | 106                     | 0.212                  | W                 |
| F1A      | 20190812        | Sunny   | Moderate      | Mid-Flood | M                  | 3.9       | 16:11 | 7.38      | 7.75 | 26.2      | 29.5      | 2.52                   | 5         | 103                     | 0.206                  | W                 |
| F1A      | 20190812        | Sunny   | Moderate      | Mid-Flood | M                  | 3.9       | 16:11 | 7.58      | 7.88 | 25.9      | 29.52     | 2.77                   | 4         | 105                     | 0.193                  | NW                |
| F1A      | 20190812        | Sunny   | Moderate      | Mid-Flood | S                  | 1         | 16:12 | 7.28      | 7.67 | 26.3      | 29.59     | 2.74                   | 5         | 105                     | 0.223                  | W                 |
| F1A      | 20190812        | Sunny   | Moderate      | Mid-Flood | S                  | 1         | 16:12 | 7.46      | 7.72 | 26.2      | 29.52     | 2.51                   | 6         | 103                     | 0.201                  | W                 |
| H1       | 20190812        | Sunny   | Moderate      | Mid-Flood | B                  | 6.8       | 15:09 | 7.58      | 7.81 | 26.1      | 29.65     | 2.05                   | 3         | 106                     | 0.275                  | W                 |
| H1       | 20190812        | Sunny   | Moderate      | Mid-Flood | B                  | 6.8       | 15:09 | 7.39      | 7.87 | 26.2      | 29.49     | 2.05                   | 3         | 104                     | 0.276                  | SW                |
| H1       | 20190812        | Sunny   | Moderate      | Mid-Flood | M                  | 3.9       | 15:10 | 7.28      | 7.88 | 25.8      | 29.65     | 2.54                   | 4         | 105                     | 0.238                  | NW                |
| H1       | 20190812        | Sunny   | Moderate      | Mid-Flood | M                  | 3.9       | 15:10 | 7.21      | 7.81 | 25.8      | 29.55     | 2.84                   | 5         | 105                     | 0.22                   | NW                |
| H1       | 20190812        | Sunny   | Moderate      | Mid-Flood | S                  | 1         | 15:11 | 7.34      | 7.77 | 26.2      | 29.49     | 2.89                   | 6         | 103                     | 0.142                  | W                 |
| H1       | 20190812        | Sunny   | Moderate      | Mid-Flood | S                  | 1         | 15:11 | 7.57      | 7.73 | 25.9      | 29.59     | 2.94                   | 5         | 104                     | 0.176                  | W                 |
| M1       | 20190812        | Sunny   | Moderate      | Mid-Flood | B                  | 7.4       | 16:38 | 7.5       | 7.76 | 25.8      | 29.51     | 2.58                   | 4         | 104                     | 0.252                  | NW                |
| M1       | 20190812        | Sunny   | Moderate      | Mid-Flood | B                  | 7.4       | 16:38 | 7.51      | 7.87 | 26.1      | 29.58     | 2.54                   | 3         | 104                     | 0.244                  | SW                |
| M1       | 20190812        | Sunny   | Moderate      | Mid-Flood | M                  | 4.2       | 16:39 | 7.15      | 7.82 | 25.9      | 29.57     | 2.66                   | 5         | 102                     | 0.285                  | SW                |
| M1       | 20190812        | Sunny   | Moderate      | Mid-Flood | M                  | 4.2       | 16:39 | 7.39      | 7.78 | 25.9      | 29.49     | 2.82                   | 4         | 105                     | 0.185                  | SW                |
| M1       | 20190812        | Sunny   | Moderate      | Mid-Flood | S                  | 1         | 16:40 | 7.46      | 7.78 | 26.3      | 29.59     | 2.8                    | 3         | 106                     | 0.149                  | W                 |
| M1       | 20190812        | Sunny   | Moderate      | Mid-Flood | S                  | 1         | 16:40 | 7.54      | 7.65 | 26.3      | 29.52     | 2.59                   | 4         | 107                     | 0.232                  | W                 |
| CR1      | 20190812        | Sunny   | Moderate      | Mid-Flood | B                  | 11.7      | 16:36 | 7.51      | 7.81 | 26.2      | 29.61     | 2.43                   | 5         | 105                     | 0.178                  | NW                |
| CR1      | 20190812        | Sunny   | Moderate      | Mid-Flood | B                  | 11.7      | 16:36 | 7.05      | 7.62 | 26.5      | 29.86     | 2.56                   | 5         | 106                     | 0.141                  | NW                |
| CR1      | 20190812        | Sunny   | Moderate      | Mid-Flood | M                  | 6.4       | 16:37 | 7.39      | 7.64 | 26.8      | 29.66     | 2.73                   | 4         | 105                     | 0.254                  | W                 |
| CR1      | 20190812        | Sunny   | Moderate      | Mid-Flood | M                  | 6.4       | 16:37 | 7.39      | 7.81 | 26.2      | 29.68     | 2.86                   | 5         | 105                     | 0.24                   | W                 |
| CR1      | 20190812        | Sunny   | Moderate      | Mid-Flood | S                  | 1         | 16:38 | 7.04      | 7.77 | 26.5      | 29.64     | 2.76                   | 4         | 105                     | 0.252                  | NW                |
| CR1      | 20190812        | Sunny   | Moderate      | Mid-Flood | S                  | 1         | 16:38 | 6.84      | 8.01 | 26.9      | 29.88     | 2.79                   | 5         | 104                     | 0.166                  | NW                |
| CR2      | 20190812        | Sunny   | Moderate      | Mid-Flood | B                  | 10.6      | 16:12 | 6.94      | 7.78 | 26.2      | 29.88     | 2.8                    | 3         | 107                     | 0.231                  | W                 |
| CR2      | 20190812        | Sunny   | Moderate      | Mid-Flood | B                  | 10.6      | 16:12 | 7.6       | 7.9  | 26.4      | 29.85     | 2.68                   | 3         | 108                     | 0.258                  | W                 |
| CR2      | 20190812        | Sunny   | Moderate      | Mid-Flood | M                  | 5.8       | 16:13 | 6.96      | 7.61 | 26.7      | 29.63     | 3.06                   | 4         | 106                     | 0.171                  | W                 |
| CR2      | 20190812        | Sunny   | Moderate      | Mid-Flood | M                  | 5.8       | 16:13 | 6.81      | 7.78 | 26.9      | 29.66     | 3.11                   | 5         | 108                     | 0.254                  | SW                |
| CR2      | 20190812        | Sunny   | Moderate      | Mid-Flood | S                  | 1         | 16:14 | 7.3       | 7.72 | 26.3      | 29.63     | 3.26                   | 5         | 107                     | 0.278                  | W                 |
| CR2      | 20190812        | Sunny   | Moderate      | Mid-Flood | S                  | 1         | 16:14 | 7.68      | 8.04 | 26.4      | 29.63     | 3.18                   | 4         | 105                     | 0.243                  | W                 |

Contract No. EP/SP/66/12  
 Integrated Waste Management Facilities, Phase 1  
 Impact Water Quality Monitoring Data

| Location | Date (YYYYMMDD) | Weather | Sea Condition | Tidal     | Water Level note 1 | Depth (m) | Time  | DO (mg/L) | pH   | Sal (ppt) | Temp (°C) | Turbidity (NTU) note 2 | SS (mg/L) | Total Alkalinity (mg/L) | Current Velocity (m/s) | Direction in NESW |
|----------|-----------------|---------|---------------|-----------|--------------------|-----------|-------|-----------|------|-----------|-----------|------------------------|-----------|-------------------------|------------------------|-------------------|
| S1       | 20190812        | Sunny   | Moderate      | Mid-Flood | B                  | 4.5       | 15:33 | 6.81      | 7.84 | 26.8      | 29.61     | 2.61                   | 4         | 107                     | 0.248                  | W                 |
| S1       | 20190812        | Sunny   | Moderate      | Mid-Flood | B                  | 4.5       | 15:33 | 7.42      | 7.88 | 26.5      | 29.88     | 2.41                   | 4         | 107                     | 0.23                   | SW                |
| S1       | 20190812        | Sunny   | Moderate      | Mid-Flood | S                  | 1         | 15:34 | 7.19      | 7.67 | 26.6      | 29.73     | 3.01                   | 4         | 103                     | 0.186                  | W                 |
| S1       | 20190812        | Sunny   | Moderate      | Mid-Flood | S                  | 1         | 15:34 | 6.82      | 7.69 | 26.5      | 29.86     | 2.95                   | 4         | 104                     | 0.154                  | W                 |
| S2A      | 20190812        | Sunny   | Moderate      | Mid-Flood | B                  | 8.1       | 16:00 | 7.35      | 7.71 | 26.4      | 29.68     | 2.73                   | 5         | 106                     | 0.137                  | W                 |
| S2A      | 20190812        | Sunny   | Moderate      | Mid-Flood | B                  | 8.1       | 16:00 | 6.95      | 7.58 | 26.5      | 29.74     | 2.55                   | 6         | 105                     | 0.131                  | NW                |
| S2A      | 20190812        | Sunny   | Moderate      | Mid-Flood | M                  | 4.6       | 16:01 | 7.4       | 7.61 | 26.2      | 29.71     | 2.88                   | 6         | 107                     | 0.263                  | NW                |
| S2A      | 20190812        | Sunny   | Moderate      | Mid-Flood | M                  | 4.6       | 16:01 | 6.87      | 7.96 | 26.3      | 29.8      | 2.59                   | 5         | 105                     | 0.232                  | SW                |
| S2A      | 20190812        | Sunny   | Moderate      | Mid-Flood | S                  | 1         | 16:02 | 7.47      | 7.96 | 26.6      | 29.78     | 3.22                   | 4         | 107                     | 0.233                  | W                 |
| S2A      | 20190812        | Sunny   | Moderate      | Mid-Flood | S                  | 1         | 16:02 | 7.54      | 7.69 | 26.9      | 29.62     | 2.93                   | 5         | 107                     | 0.146                  | SW                |
| S3       | 20190812        | Sunny   | Moderate      | Mid-Flood | B                  | 8.6       | 16:22 | 6.83      | 8.02 | 26.4      | 29.9      | 2.55                   | 5         | 107                     | 0.18                   | W                 |
| S3       | 20190812        | Sunny   | Moderate      | Mid-Flood | B                  | 8.6       | 16:22 | 6.83      | 7.68 | 26.7      | 29.78     | 2.6                    | 5         | 106                     | 0.256                  | SW                |
| S3       | 20190812        | Sunny   | Moderate      | Mid-Flood | M                  | 4.8       | 16:23 | 7         | 7.58 | 26.2      | 29.73     | 2.71                   | 5         | 105                     | 0.186                  | W                 |
| S3       | 20190812        | Sunny   | Moderate      | Mid-Flood | M                  | 4.8       | 16:23 | 7.38      | 8.04 | 26.7      | 29.69     | 2.88                   | 6         | 105                     | 0.29                   | W                 |
| S3       | 20190812        | Sunny   | Moderate      | Mid-Flood | S                  | 1         | 16:24 | 7.01      | 7.96 | 26.5      | 29.77     | 3.02                   | 6         | 105                     | 0.262                  | SW                |
| S3       | 20190812        | Sunny   | Moderate      | Mid-Flood | S                  | 1         | 16:24 | 6.92      | 8    | 26.5      | 29.74     | 2.74                   | 5         | 105                     | 0.188                  | SW                |
| B1       | 20190814        | Sunny   | Moderate      | Mid-Ebb   | B                  | 4.2       | 10:28 | 7.6       | 8.01 | 24.6      | 30.33     | 2.89                   | 5         | 104                     | 0.221                  | SE                |
| B1       | 20190814        | Sunny   | Moderate      | Mid-Ebb   | B                  | 4.2       | 10:28 | 7.75      | 7.9  | 24.9      | 30.23     | 2.94                   | 4         | 104                     | 0.14                   | SE                |
| B1       | 20190814        | Sunny   | Moderate      | Mid-Ebb   | S                  | 1         | 10:29 | 7.48      | 7.99 | 24.3      | 30.34     | 3.09                   | 6         | 105                     | 0.21                   | SE                |
| B1       | 20190814        | Sunny   | Moderate      | Mid-Ebb   | S                  | 1         | 10:29 | 7.62      | 7.94 | 25.4      | 30.23     | 3.04                   | 7         | 105                     | 0.175                  | E                 |
| B2       | 20190814        | Sunny   | Moderate      | Mid-Ebb   | B                  | 4.4       | 10:46 | 7.83      | 8.05 | 24.4      | 30.22     | 2.92                   | 5         | 104                     | 0.094                  | S                 |
| B2       | 20190814        | Sunny   | Moderate      | Mid-Ebb   | B                  | 4.4       | 10:46 | 6.91      | 7.87 | 24.3      | 30.18     | 2.95                   | 4         | 104                     | 0.217                  | E                 |
| B2       | 20190814        | Sunny   | Moderate      | Mid-Ebb   | S                  | 1         | 10:47 | 7.61      | 7.96 | 24.7      | 30.24     | 2.89                   | 4         | 104                     | 0.196                  | S                 |
| B2       | 20190814        | Sunny   | Moderate      | Mid-Ebb   | S                  | 1         | 10:47 | 7.42      | 7.85 | 24.4      | 30.13     | 2.74                   | 3         | 104                     | 0.244                  | E                 |
| B3       | 20190814        | Sunny   | Moderate      | Mid-Ebb   | B                  | 4.1       | 10:54 | 8.02      | 7.96 | 24.3      | 30.12     | 2.87                   | 4         | 103                     | 0.09                   | SE                |
| B3       | 20190814        | Sunny   | Moderate      | Mid-Ebb   | B                  | 4.1       | 10:54 | 7.87      | 7.77 | 24.4      | 30.12     | 2.73                   | 5         | 104                     | 0.167                  | SE                |
| B3       | 20190814        | Sunny   | Moderate      | Mid-Ebb   | S                  | 1         | 10:55 | 8.29      | 8.01 | 24.9      | 30.07     | 3.35                   | 3         | 105                     | 0.238                  | E                 |
| B3       | 20190814        | Sunny   | Moderate      | Mid-Ebb   | S                  | 1         | 10:55 | 7.83      | 7.82 | 24.2      | 30.06     | 2.88                   | 4         | 105                     | 0.171                  | S                 |
| B4       | 20190814        | Sunny   | Moderate      | Mid-Ebb   | B                  | 3.9       | 11:05 | 8.45      | 7.97 | 24.2      | 30.02     | 2.61                   | 6         | 104                     | 0.242                  | S                 |

Contract No. EP/SP/66/12  
 Integrated Waste Management Facilities, Phase 1  
 Impact Water Quality Monitoring Data

| Location | Date (YYYYMMDD) | Weather | Sea Condition | Tidal   | Water Level note 1 | Depth (m) | Time  | DO (mg/L) | pH   | Sal (ppt) | Temp (°C) | Turbidity (NTU) note 2 | SS (mg/L) | Total Alkalinity (mg/L) | Current Velocity (m/s) | Direction in NESW |
|----------|-----------------|---------|---------------|---------|--------------------|-----------|-------|-----------|------|-----------|-----------|------------------------|-----------|-------------------------|------------------------|-------------------|
| B4       | 20190814        | Sunny   | Moderate      | Mid-Ebb | B                  | 3.9       | 11:05 | 8.2       | 7.82 | 24.9      | 30.03     | 2.8                    | 4         | 104                     | 0.096                  | S                 |
| B4       | 20190814        | Sunny   | Moderate      | Mid-Ebb | S                  | 1         | 11:06 | 8.01      | 7.96 | 24.5      | 30.16     | 3.16                   | 5         | 104                     | 0.242                  | S                 |
| B4       | 20190814        | Sunny   | Moderate      | Mid-Ebb | S                  | 1         | 11:06 | 8.26      | 7.86 | 24.5      | 30.13     | 3.19                   | 4         | 105                     | 0.122                  | S                 |
| C1A      | 20190814        | Sunny   | Moderate      | Mid-Ebb | B                  | 8.7       | 10:04 | 7.18      | 8.01 | 24.5      | 30.15     | 2.8                    | 4         | 104                     | 0.108                  | S                 |
| C1A      | 20190814        | Sunny   | Moderate      | Mid-Ebb | B                  | 8.7       | 10:04 | 7.38      | 7.92 | 25.2      | 30.15     | 3                      | 5         | 104                     | 0.143                  | S                 |
| C1A      | 20190814        | Sunny   | Moderate      | Mid-Ebb | M                  | 4.9       | 10:05 | 7.06      | 8.01 | 25.1      | 30.11     | 2.73                   | 6         | 104                     | 0.18                   | SE                |
| C1A      | 20190814        | Sunny   | Moderate      | Mid-Ebb | M                  | 4.9       | 10:05 | 7.68      | 7.88 | 24.5      | 30.25     | 2.67                   | 5         | 104                     | 0.154                  | S                 |
| C1A      | 20190814        | Sunny   | Moderate      | Mid-Ebb | S                  | 1         | 10:06 | 7.29      | 7.96 | 25.1      | 30.19     | 2.76                   | 5         | 104                     | 0.082                  | SE                |
| C1A      | 20190814        | Sunny   | Moderate      | Mid-Ebb | S                  | 1         | 10:06 | 7.47      | 7.91 | 25.2      | 30.31     | 3.19                   | 6         | 104                     | 0.201                  | E                 |
| C2A      | 20190814        | Sunny   | Moderate      | Mid-Ebb | B                  | 10.5      | 10:17 | 7.92      | 7.8  | 24.4      | 30.15     | 2.9                    | 4         | 104                     | 0.174                  | SE                |
| C2A      | 20190814        | Sunny   | Moderate      | Mid-Ebb | B                  | 10.5      | 10:17 | 7.9       | 7.71 | 24.8      | 30.05     | 2.86                   | 5         | 104                     | 0.111                  | E                 |
| C2A      | 20190814        | Sunny   | Moderate      | Mid-Ebb | M                  | 5.8       | 10:18 | 8.13      | 7.76 | 24.9      | 30.11     | 3.03                   | 5         | 104                     | 0.184                  | S                 |
| C2A      | 20190814        | Sunny   | Moderate      | Mid-Ebb | M                  | 5.8       | 10:18 | 8.31      | 7.78 | 24.3      | 30.18     | 2.87                   | 5         | 104                     | 0.219                  | E                 |
| C2A      | 20190814        | Sunny   | Moderate      | Mid-Ebb | S                  | 1         | 10:19 | 8.15      | 7.91 | 24.4      | 30.11     | 3                      | 4         | 104                     | 0.233                  | S                 |
| C2A      | 20190814        | Sunny   | Moderate      | Mid-Ebb | S                  | 1         | 10:19 | 8.12      | 7.99 | 24.7      | 30.17     | 3                      | 5         | 104                     | 0.128                  | SE                |
| F1A      | 20190814        | Sunny   | Moderate      | Mid-Ebb | B                  | 7.6       | 11:34 | 8.21      | 7.88 | 24.7      | 30.03     | 2.65                   | 5         | 105                     | 0.09                   | S                 |
| F1A      | 20190814        | Sunny   | Moderate      | Mid-Ebb | B                  | 7.6       | 11:34 | 7.83      | 7.95 | 24.8      | 30.15     | 2.91                   | 6         | 104                     | 0.13                   | SE                |
| F1A      | 20190814        | Sunny   | Moderate      | Mid-Ebb | M                  | 4.3       | 11:35 | 7.94      | 7.99 | 24.5      | 30.11     | 2.89                   | 5         | 104                     | 0.195                  | SE                |
| F1A      | 20190814        | Sunny   | Moderate      | Mid-Ebb | M                  | 4.3       | 11:35 | 8.24      | 8.04 | 24.5      | 30.13     | 2.94                   | 6         | 104                     | 0.107                  | S                 |
| F1A      | 20190814        | Sunny   | Moderate      | Mid-Ebb | S                  | 1         | 11:36 | 8.26      | 7.71 | 24.9      | 30.08     | 2.99                   | 4         | 103                     | 0.133                  | SE                |
| F1A      | 20190814        | Sunny   | Moderate      | Mid-Ebb | S                  | 1         | 11:36 | 8         | 8.03 | 24.4      | 30.08     | 2.91                   | 5         | 104                     | 0.107                  | SE                |
| H1       | 20190814        | Sunny   | Moderate      | Mid-Ebb | B                  | 7.5       | 10:36 | 8.49      | 7.98 | 24.4      | 30.18     | 2.74                   | 3         | 104                     | 0.136                  | S                 |
| H1       | 20190814        | Sunny   | Moderate      | Mid-Ebb | B                  | 7.5       | 10:36 | 7.93      | 7.85 | 24.4      | 30.11     | 2.66                   | 4         | 104                     | 0.215                  | S                 |
| H1       | 20190814        | Sunny   | Moderate      | Mid-Ebb | M                  | 4.3       | 10:37 | 8.13      | 7.72 | 24.7      | 30.02     | 3.29                   | 5         | 104                     | 0.191                  | SE                |
| H1       | 20190814        | Sunny   | Moderate      | Mid-Ebb | M                  | 4.3       | 10:37 | 7.85      | 7.83 | 24.2      | 30.03     | 2.94                   | 4         | 103                     | 0.238                  | SE                |
| H1       | 20190814        | Sunny   | Moderate      | Mid-Ebb | S                  | 1         | 10:38 | 8.11      | 7.85 | 24.7      | 30        | 3.22                   | 6         | 104                     | 0.117                  | SE                |
| H1       | 20190814        | Sunny   | Moderate      | Mid-Ebb | S                  | 1         | 10:38 | 8.13      | 7.96 | 24.7      | 30.07     | 3.32                   | 5         | 104                     | 0.153                  | SE                |
| M1       | 20190814        | Sunny   | Moderate      | Mid-Ebb | B                  | 8.2       | 12:07 | 7.84      | 7.78 | 24.4      | 30.08     | 2.63                   | 4         | 104                     | 0.205                  | E                 |
| M1       | 20190814        | Sunny   | Moderate      | Mid-Ebb | B                  | 8.2       | 12:07 | 7.82      | 7.87 | 24.2      | 30.19     | 2.7                    | 5         | 105                     | 0.168                  | SE                |



Contract No. EP/SP/66/12  
Integrated Waste Management Facilities, Phase 1  
Impact Water Quality Monitoring Data

| Location | Date (YYYYMMDD) | Weather | Sea Condition | Tidal   | Water Level note 1 | Depth (m) | Time  | DO (mg/L) | pH   | Sal (ppt) | Temp (°C) | Turbidity (NTU) note 2 | SS (mg/L) | Total Alkalinity (mg/L) | Current Velocity (m/s) | Direction in NESW |
|----------|-----------------|---------|---------------|---------|--------------------|-----------|-------|-----------|------|-----------|-----------|------------------------|-----------|-------------------------|------------------------|-------------------|
| M1       | 20190814        | Sunny   | Moderate      | Mid-Ebb | M                  | 4.6       | 12:08 | 8.16      | 7.7  | 24.6      | 30.2      | 3.21                   | 6         | 105                     | 0.217                  | SE                |
| M1       | 20190814        | Sunny   | Moderate      | Mid-Ebb | M                  | 4.6       | 12:08 | 8.46      | 7.71 | 24.8      | 30.13     | 3.05                   | 5         | 104                     | 0.105                  | SE                |
| M1       | 20190814        | Sunny   | Moderate      | Mid-Ebb | S                  | 1         | 12:09 | 7.92      | 7.93 | 24.9      | 30.14     | 3.17                   | 7         | 104                     | 0.106                  | SE                |
| M1       | 20190814        | Sunny   | Moderate      | Mid-Ebb | S                  | 1         | 12:09 | 7.88      | 7.91 | 24.4      | 30.14     | 3.35                   | 6         | 103                     | 0.171                  | S                 |
| CR1      | 20190814        | Sunny   | Moderate      | Mid-Ebb | B                  | 12.6      | 11:40 | 7.25      | 7.92 | 24.2      | 30.36     | 2.61                   | 4         | 104                     | 0.187                  | S                 |
| CR1      | 20190814        | Sunny   | Moderate      | Mid-Ebb | B                  | 12.6      | 11:40 | 7.17      | 7.97 | 24.3      | 30.37     | 2.52                   | 5         | 104                     | 0.229                  | S                 |
| CR1      | 20190814        | Sunny   | Moderate      | Mid-Ebb | M                  | 6.8       | 11:41 | 7.63      | 7.83 | 25        | 30.3      | 2.65                   | 4         | 104                     | 0.082                  | S                 |
| CR1      | 20190814        | Sunny   | Moderate      | Mid-Ebb | M                  | 6.8       | 11:41 | 7.73      | 7.86 | 24.2      | 30.22     | 2.72                   | 5         | 104                     | 0.252                  | SE                |
| CR1      | 20190814        | Sunny   | Moderate      | Mid-Ebb | S                  | 1         | 11:42 | 7.46      | 8.04 | 25.1      | 30.12     | 3.05                   | 6         | 104                     | 0.139                  | E                 |
| CR1      | 20190814        | Sunny   | Moderate      | Mid-Ebb | S                  | 1         | 11:42 | 7.86      | 7.94 | 25.4      | 30.32     | 3                      | 6         | 104                     | 0.229                  | E                 |
| CR2      | 20190814        | Sunny   | Moderate      | Mid-Ebb | B                  | 10.1      | 11:13 | 7.1       | 7.99 | 24.7      | 30.15     | 2.58                   | 7         | 104                     | 0.089                  | SE                |
| CR2      | 20190814        | Sunny   | Moderate      | Mid-Ebb | B                  | 10.1      | 11:13 | 7.28      | 7.94 | 24.7      | 30.1      | 2.64                   | 7         | 104                     | 0.088                  | S                 |
| CR2      | 20190814        | Sunny   | Moderate      | Mid-Ebb | M                  | 5.6       | 11:14 | 7.58      | 7.77 | 25.3      | 30.27     | 2.78                   | 5         | 104                     | 0.099                  | SE                |
| CR2      | 20190814        | Sunny   | Moderate      | Mid-Ebb | M                  | 5.6       | 11:14 | 6.92      | 7.91 | 24.6      | 30.2      | 2.97                   | 5         | 104                     | 0.205                  | E                 |
| CR2      | 20190814        | Sunny   | Moderate      | Mid-Ebb | S                  | 1         | 11:15 | 7.75      | 7.82 | 25.3      | 30.27     | 3.05                   | 6         | 104                     | 0.225                  | SE                |
| CR2      | 20190814        | Sunny   | Moderate      | Mid-Ebb | S                  | 1         | 11:15 | 7.59      | 7.82 | 24.6      | 30.16     | 3.01                   | 5         | 104                     | 0.188                  | S                 |
| S1       | 20190814        | Sunny   | Moderate      | Mid-Ebb | B                  | 3.9       | 10:37 | 7.13      | 7.77 | 24.5      | 30.13     | 2.86                   | 3         | 104                     | 0.219                  | S                 |
| S1       | 20190814        | Sunny   | Moderate      | Mid-Ebb | B                  | 3.9       | 10:37 | 7.73      | 7.83 | 25.2      | 30.25     | 2.9                    | 3         | 103                     | 0.159                  | E                 |
| S1       | 20190814        | Sunny   | Moderate      | Mid-Ebb | S                  | 1         | 10:38 | 7.01      | 7.87 | 24.6      | 30.24     | 3.25                   | 5         | 104                     | 0.091                  | SE                |
| S1       | 20190814        | Sunny   | Moderate      | Mid-Ebb | S                  | 1         | 10:38 | 7.85      | 7.82 | 24.6      | 30.23     | 3.01                   | 4         | 103                     | 0.092                  | SE                |
| S2A      | 20190814        | Sunny   | Moderate      | Mid-Ebb | B                  | 7.7       | 11:03 | 7.47      | 8.06 | 24.2      | 30.35     | 2.7                    | 3         | 104                     | 0.182                  | SE                |
| S2A      | 20190814        | Sunny   | Moderate      | Mid-Ebb | B                  | 7.7       | 11:03 | 7.04      | 8.05 | 25.1      | 30.25     | 2.91                   | 3         | 104                     | 0.082                  | SE                |
| S2A      | 20190814        | Sunny   | Moderate      | Mid-Ebb | M                  | 4.4       | 11:04 | 7.18      | 7.79 | 24.6      | 30.27     | 3.03                   | 4         | 104                     | 0.142                  | S                 |
| S2A      | 20190814        | Sunny   | Moderate      | Mid-Ebb | M                  | 4.4       | 11:04 | 6.88      | 7.78 | 25.4      | 30.27     | 3.07                   | 4         | 104                     | 0.144                  | E                 |
| S2A      | 20190814        | Sunny   | Moderate      | Mid-Ebb | S                  | 1         | 11:05 | 7.92      | 7.82 | 24.8      | 30.18     | 3.01                   | 5         | 104                     | 0.143                  | SE                |
| S2A      | 20190814        | Sunny   | Moderate      | Mid-Ebb | S                  | 1         | 11:05 | 7.87      | 7.86 | 25        | 30.33     | 3.11                   | 4         | 104                     | 0.209                  | SE                |
| S3       | 20190814        | Sunny   | Moderate      | Mid-Ebb | B                  | 10        | 11:26 | 7.44      | 7.92 | 25.3      | 30.12     | 2.97                   | 4         | 104                     | 0.228                  | E                 |
| S3       | 20190814        | Sunny   | Moderate      | Mid-Ebb | B                  | 10        | 11:26 | 7.66      | 7.84 | 25        | 30.29     | 2.88                   | 3         | 104                     | 0.185                  | SE                |
| S3       | 20190814        | Sunny   | Moderate      | Mid-Ebb | M                  | 5.5       | 11:27 | 7.69      | 7.84 | 25.3      | 30.31     | 2.96                   | 3         | 104                     | 0.183                  | S                 |



Contract No. EP/SP/66/12  
Integrated Waste Management Facilities, Phase 1  
Impact Water Quality Monitoring Data

| Location | Date (YYYYMMDD) | Weather | Sea Condition | Tidal     | Water Level note 1 | Depth (m) | Time  | DO (mg/L) | pH   | Sal (ppt) | Temp (°C) | Turbidity (NTU) note 2 | SS (mg/L) | Total Alkalinity (mg/L) | Current Velocity (m/s) | Direction in NESW |
|----------|-----------------|---------|---------------|-----------|--------------------|-----------|-------|-----------|------|-----------|-----------|------------------------|-----------|-------------------------|------------------------|-------------------|
| S3       | 20190814        | Sunny   | Moderate      | Mid-Ebb   | M                  | 5.5       | 11:27 | 7.28      | 7.98 | 25.4      | 30.1      | 2.96                   | 2         | 103                     | 0.119                  | S                 |
| S3       | 20190814        | Sunny   | Moderate      | Mid-Ebb   | S                  | 1         | 11:28 | 7.72      | 7.91 | 25.2      | 30.14     | 2.96                   | 3         | 104                     | 0.178                  | SE                |
| S3       | 20190814        | Sunny   | Moderate      | Mid-Ebb   | S                  | 1         | 11:28 | 6.97      | 7.99 | 25.2      | 30.23     | 3.25                   | 3         | 104                     | 0.155                  | SE                |
| B1       | 20190814        | Sunny   | Moderate      | Mid-Flood | B                  | 3.8       | 16:29 | 7.4       | 7.63 | 25.5      | 29.45     | 2.85                   | 5         | 103                     | 0.192                  | SW                |
| B1       | 20190814        | Sunny   | Moderate      | Mid-Flood | B                  | 3.8       | 16:29 | 7.5       | 8.09 | 25.8      | 29.47     | 2.49                   | 5         | 104                     | 0.199                  | SW                |
| B1       | 20190814        | Sunny   | Moderate      | Mid-Flood | S                  | 1         | 16:30 | 6.88      | 7.86 | 25.7      | 29.43     | 3.01                   | 4         | 104                     | 0.181                  | W                 |
| B1       | 20190814        | Sunny   | Moderate      | Mid-Flood | S                  | 1         | 16:30 | 7.68      | 7.66 | 25.7      | 29.35     | 3.1                    | 5         | 104                     | 0.221                  | NW                |
| B2       | 20190814        | Sunny   | Moderate      | Mid-Flood | B                  | 4         | 16:47 | 7.03      | 8.04 | 25.5      | 29.36     | 2.38                   | 5         | 104                     | 0.216                  | W                 |
| B2       | 20190814        | Sunny   | Moderate      | Mid-Flood | B                  | 4         | 16:47 | 7.46      | 7.64 | 25.4      | 29.33     | 2.81                   | 5         | 104                     | 0.151                  | SW                |
| B2       | 20190814        | Sunny   | Moderate      | Mid-Flood | S                  | 1         | 16:48 | 7.23      | 7.85 | 25.3      | 29.45     | 2.79                   | 5         | 105                     | 0.159                  | W                 |
| B2       | 20190814        | Sunny   | Moderate      | Mid-Flood | S                  | 1         | 16:48 | 7.65      | 7.71 | 25.4      | 29.46     | 2.91                   | 6         | 103                     | 0.21                   | W                 |
| B3       | 20190814        | Sunny   | Moderate      | Mid-Flood | B                  | 4.3       | 16:35 | 7.65      | 7.71 | 24.1      | 29.18     | 2.63                   | 7         | 104                     | 0.252                  | SW                |
| B3       | 20190814        | Sunny   | Moderate      | Mid-Flood | B                  | 4.3       | 16:35 | 7.72      | 7.52 | 24.3      | 29.12     | 2.9                    | 8         | 104                     | 0.159                  | W                 |
| B3       | 20190814        | Sunny   | Moderate      | Mid-Flood | S                  | 1         | 16:36 | 7.71      | 7.66 | 24.4      | 29.23     | 3.02                   | 5         | 104                     | 0.217                  | NW                |
| B3       | 20190814        | Sunny   | Moderate      | Mid-Flood | S                  | 1         | 16:36 | 7.6       | 7.68 | 24.6      | 29.21     | 3.11                   | 6         | 104                     | 0.185                  | NW                |
| B4       | 20190814        | Sunny   | Moderate      | Mid-Flood | B                  | 4         | 16:47 | 7.67      | 7.64 | 24.2      | 29.15     | 2.78                   | 4         | 104                     | 0.205                  | W                 |
| B4       | 20190814        | Sunny   | Moderate      | Mid-Flood | B                  | 4         | 16:47 | 7.61      | 7.71 | 24.8      | 29.21     | 2.6                    | 3         | 104                     | 0.21                   | SW                |
| B4       | 20190814        | Sunny   | Moderate      | Mid-Flood | S                  | 1         | 16:48 | 7.77      | 7.77 | 24.1      | 29.11     | 3.41                   | 5         | 104                     | 0.255                  | W                 |
| B4       | 20190814        | Sunny   | Moderate      | Mid-Flood | S                  | 1         | 16:48 | 7.83      | 7.72 | 24.6      | 29.22     | 3.35                   | 4         | 104                     | 0.195                  | W                 |
| C1A      | 20190814        | Sunny   | Moderate      | Mid-Flood | B                  | 9.9       | 16:03 | 6.92      | 7.66 | 25.6      | 29.39     | 2.41                   | 13        | 104                     | 0.152                  | W                 |
| C1A      | 20190814        | Sunny   | Moderate      | Mid-Flood | B                  | 9.9       | 16:03 | 6.84      | 7.99 | 25.5      | 29.44     | 2.51                   | 12        | 104                     | 0.141                  | SW                |
| C1A      | 20190814        | Sunny   | Moderate      | Mid-Flood | M                  | 5.5       | 16:04 | 7.11      | 7.86 | 25.7      | 29.31     | 3.13                   | 8         | 104                     | 0.205                  | W                 |
| C1A      | 20190814        | Sunny   | Moderate      | Mid-Flood | M                  | 5.5       | 16:04 | 7.37      | 7.77 | 25.3      | 29.42     | 2.54                   | 8         | 103                     | 0.144                  | SW                |
| C1A      | 20190814        | Sunny   | Moderate      | Mid-Flood | S                  | 1         | 16:05 | 7.55      | 7.82 | 25.5      | 29.47     | 2.75                   | 7         | 104                     | 0.218                  | NW                |
| C1A      | 20190814        | Sunny   | Moderate      | Mid-Flood | S                  | 1         | 16:05 | 6.88      | 7.61 | 25.7      | 29.39     | 2.68                   | 6         | 104                     | 0.264                  | W                 |
| C2A      | 20190814        | Sunny   | Moderate      | Mid-Flood | B                  | 10.2      | 16:01 | 7.59      | 7.68 | 24.8      | 29.24     | 3.06                   | 13        | 104                     | 0.254                  | SW                |
| C2A      | 20190814        | Sunny   | Moderate      | Mid-Flood | B                  | 10.2      | 16:01 | 7.53      | 7.58 | 24.9      | 29.16     | 3.08                   | 12        | 104                     | 0.233                  | W                 |
| C2A      | 20190814        | Sunny   | Moderate      | Mid-Flood | M                  | 5.6       | 16:02 | 7.87      | 7.65 | 24.8      | 29.19     | 3.07                   | 12        | 104                     | 0.274                  | W                 |
| C2A      | 20190814        | Sunny   | Moderate      | Mid-Flood | M                  | 5.6       | 16:02 | 7.61      | 7.58 | 24.1      | 29.15     | 3.3                    | 12        | 104                     | 0.176                  | W                 |

Contract No. EP/SP/66/12  
 Integrated Waste Management Facilities, Phase 1  
 Impact Water Quality Monitoring Data

| Location | Date (YYYYMMDD) | Weather | Sea Condition | Tidal     | Water Level note 1 | Depth (m) | Time  | DO (mg/L) | pH   | Sal (ppt) | Temp (°C) | Turbidity (NTU) note 2 | SS (mg/L) | Total Alkalinity (mg/L) | Current Velocity (m/s) | Direction in NESW |
|----------|-----------------|---------|---------------|-----------|--------------------|-----------|-------|-----------|------|-----------|-----------|------------------------|-----------|-------------------------|------------------------|-------------------|
| C2A      | 20190814        | Sunny   | Moderate      | Mid-Flood | S                  | 1         | 16:03 | 7.62      | 7.52 | 24.7      | 29.19     | 3.45                   | 14        | 104                     | 0.238                  | SW                |
| C2A      | 20190814        | Sunny   | Moderate      | Mid-Flood | S                  | 1         | 16:03 | 7.83      | 7.53 | 24.3      | 29.25     | 2.91                   | 13        | 105                     | 0.192                  | W                 |
| F1A      | 20190814        | Sunny   | Moderate      | Mid-Flood | B                  | 7         | 17:19 | 7.84      | 7.77 | 24.1      | 29.22     | 2.96                   | 11        | 104                     | 0.164                  | NW                |
| F1A      | 20190814        | Sunny   | Moderate      | Mid-Flood | B                  | 7         | 17:19 | 7.77      | 7.52 | 24.1      | 29.14     | 3                      | 12        | 104                     | 0.13                   | W                 |
| F1A      | 20190814        | Sunny   | Moderate      | Mid-Flood | M                  | 4         | 17:20 | 7.45      | 7.54 | 24.4      | 29.17     | 2.9                    | 12        | 104                     | 0.272                  | W                 |
| F1A      | 20190814        | Sunny   | Moderate      | Mid-Flood | M                  | 4         | 17:20 | 7.54      | 7.62 | 24.7      | 29.12     | 3.22                   | 12        | 104                     | 0.275                  | W                 |
| F1A      | 20190814        | Sunny   | Moderate      | Mid-Flood | S                  | 1         | 17:21 | 7.77      | 7.68 | 25        | 29.24     | 3.18                   | 12        | 104                     | 0.166                  | SW                |
| F1A      | 20190814        | Sunny   | Moderate      | Mid-Flood | S                  | 1         | 17:21 | 7.81      | 7.49 | 25        | 29.23     | 3.44                   | 13        | 104                     | 0.204                  | W                 |
| H1       | 20190814        | Sunny   | Moderate      | Mid-Flood | B                  | 7.2       | 16:18 | 7.75      | 7.77 | 24.1      | 29.11     | 2.55                   | 7         | 104                     | 0.222                  | W                 |
| H1       | 20190814        | Sunny   | Moderate      | Mid-Flood | B                  | 7.2       | 16:18 | 7.54      | 7.64 | 24.3      | 29.2      | 3.01                   | 7         | 104                     | 0.215                  | SW                |
| H1       | 20190814        | Sunny   | Moderate      | Mid-Flood | M                  | 4.1       | 16:19 | 7.89      | 7.55 | 24.8      | 29.21     | 2.76                   | 8         | 104                     | 0.191                  | SW                |
| H1       | 20190814        | Sunny   | Moderate      | Mid-Flood | M                  | 4.1       | 16:19 | 7.8       | 7.75 | 24.5      | 29.21     | 2.83                   | 7         | 104                     | 0.16                   | W                 |
| H1       | 20190814        | Sunny   | Moderate      | Mid-Flood | S                  | 1         | 16:20 | 7.89      | 7.7  | 24.7      | 29.17     | 3.44                   | 8         | 104                     | 0.185                  | NW                |
| H1       | 20190814        | Sunny   | Moderate      | Mid-Flood | S                  | 1         | 16:20 | 7.88      | 7.54 | 24.3      | 29.21     | 3.33                   | 9         | 104                     | 0.267                  | W                 |
| M1       | 20190814        | Sunny   | Moderate      | Mid-Flood | B                  | 6.7       | 17:53 | 7.53      | 7.65 | 24.1      | 29.12     | 2.57                   | 4         | 105                     | 0.208                  | W                 |
| M1       | 20190814        | Sunny   | Moderate      | Mid-Flood | B                  | 6.7       | 17:53 | 7.86      | 7.52 | 24.1      | 29.17     | 3.07                   | 6         | 105                     | 0.256                  | NW                |
| M1       | 20190814        | Sunny   | Moderate      | Mid-Flood | M                  | 3.9       | 17:54 | 7.48      | 7.57 | 24.8      | 29.2      | 2.98                   | 7         | 104                     | 0.139                  | W                 |
| M1       | 20190814        | Sunny   | Moderate      | Mid-Flood | M                  | 3.9       | 17:54 | 7.52      | 7.66 | 24.3      | 29.22     | 3.08                   | 6         | 104                     | 0.141                  | W                 |
| M1       | 20190814        | Sunny   | Moderate      | Mid-Flood | S                  | 1         | 17:55 | 7.88      | 7.53 | 24.8      | 29.22     | 3.34                   | 6         | 103                     | 0.162                  | W                 |
| M1       | 20190814        | Sunny   | Moderate      | Mid-Flood | S                  | 1         | 17:55 | 7.66      | 7.57 | 24.3      | 29.15     | 3.26                   | 5         | 104                     | 0.15                   | W                 |
| CR1      | 20190814        | Sunny   | Moderate      | Mid-Flood | B                  | 11.6      | 17:14 | 7.32      | 7.63 | 25.1      | 29.45     | 2.72                   | 5         | 104                     | 0.172                  | W                 |
| CR1      | 20190814        | Sunny   | Moderate      | Mid-Flood | B                  | 11.6      | 17:14 | 7.5       | 7.83 | 25.2      | 29.4      | 2.86                   | 5         | 104                     | 0.261                  | NW                |
| CR1      | 20190814        | Sunny   | Moderate      | Mid-Flood | M                  | 6.3       | 17:15 | 7.53      | 7.9  | 25.7      | 29.47     | 2.88                   | 6         | 104                     | 0.164                  | SW                |
| CR1      | 20190814        | Sunny   | Moderate      | Mid-Flood | M                  | 6.3       | 17:15 | 6.9       | 7.61 | 25.7      | 29.38     | 2.58                   | 7         | 105                     | 0.204                  | W                 |
| CR1      | 20190814        | Sunny   | Moderate      | Mid-Flood | S                  | 1         | 17:16 | 7.62      | 8.08 | 25.5      | 29.4      | 2.95                   | 7         | 104                     | 0.192                  | W                 |
| CR1      | 20190814        | Sunny   | Moderate      | Mid-Flood | S                  | 1         | 17:16 | 7.28      | 8.13 | 25.4      | 29.37     | 3.25                   | 6         | 105                     | 0.244                  | NW                |
| CR2      | 20190814        | Sunny   | Moderate      | Mid-Flood | B                  | 10.8      | 17:40 | 7.19      | 7.85 | 25        | 29.35     | 2.61                   | 6         | 104                     | 0.152                  | W                 |
| CR2      | 20190814        | Sunny   | Moderate      | Mid-Flood | B                  | 10.8      | 17:40 | 6.97      | 7.56 | 25.7      | 29.34     | 2.67                   | 5         | 105                     | 0.249                  | W                 |
| CR2      | 20190814        | Sunny   | Moderate      | Mid-Flood | M                  | 5.9       | 17:41 | 7         | 7.89 | 25.4      | 29.46     | 2.97                   | 6         | 105                     | 0.18                   | SW                |

Contract No. EP/SP/66/12  
Integrated Waste Management Facilities, Phase 1  
Impact Water Quality Monitoring Data

| Location | Date (YYYYMMDD) | Weather | Sea Condition | Tidal     | Water Level note 1 | Depth (m) | Time  | DO (mg/L) | pH   | Sal (ppt) | Temp (°C) | Turbidity (NTU) note 2 | SS (mg/L) | Total Alkalinity (mg/L) | Current Velocity (m/s) | Direction in NESW |
|----------|-----------------|---------|---------------|-----------|--------------------|-----------|-------|-----------|------|-----------|-----------|------------------------|-----------|-------------------------|------------------------|-------------------|
| CR2      | 20190814        | Sunny   | Moderate      | Mid-Flood | M                  | 5.9       | 17:41 | 7.27      | 7.8  | 25.6      | 29.42     | 2.59                   | 5         | 105                     | 0.196                  | SW                |
| CR2      | 20190814        | Sunny   | Moderate      | Mid-Flood | S                  | 1         | 17:42 | 7.15      | 8    | 25.8      | 29.4      | 3.13                   | 7         | 104                     | 0.188                  | W                 |
| CR2      | 20190814        | Sunny   | Moderate      | Mid-Flood | S                  | 1         | 17:42 | 7.15      | 8.02 | 25.6      | 29.44     | 2.88                   | 6         | 104                     | 0.157                  | W                 |
| S1       | 20190814        | Sunny   | Moderate      | Mid-Flood | B                  | 4         | 16:37 | 6.88      | 7.88 | 25.3      | 29.38     | 2.5                    | 6         | 104                     | 0.2                    | W                 |
| S1       | 20190814        | Sunny   | Moderate      | Mid-Flood | B                  | 4         | 16:37 | 7.47      | 7.71 | 25.4      | 29.46     | 2.72                   | 7         | 104                     | 0.26                   | W                 |
| S1       | 20190814        | Sunny   | Moderate      | Mid-Flood | S                  | 1         | 16:38 | 7.33      | 7.65 | 25.6      | 29.43     | 2.79                   | 8         | 104                     | 0.232                  | W                 |
| S1       | 20190814        | Sunny   | Moderate      | Mid-Flood | S                  | 1         | 16:38 | 7.15      | 7.75 | 25.5      | 29.42     | 3.19                   | 8         | 104                     | 0.167                  | W                 |
| S2A      | 20190814        | Sunny   | Moderate      | Mid-Flood | B                  | 8.5       | 17:04 | 7.58      | 7.77 | 25.2      | 29.39     | 2.33                   | 6         | 104                     | 0.276                  | NW                |
| S2A      | 20190814        | Sunny   | Moderate      | Mid-Flood | B                  | 8.5       | 17:04 | 7.2       | 7.94 | 25.2      | 29.38     | 2.47                   | 6         | 102                     | 0.226                  | W                 |
| S2A      | 20190814        | Sunny   | Moderate      | Mid-Flood | M                  | 4.8       | 17:05 | 7.63      | 7.71 | 25.3      | 29.4      | 2.69                   | 6         | 104                     | 0.206                  | NW                |
| S2A      | 20190814        | Sunny   | Moderate      | Mid-Flood | M                  | 4.8       | 17:05 | 6.85      | 7.71 | 25        | 29.38     | 2.76                   | 7         | 104                     | 0.201                  | W                 |
| S2A      | 20190814        | Sunny   | Moderate      | Mid-Flood | S                  | 1         | 17:06 | 7.62      | 7.87 | 25.3      | 29.43     | 3.16                   | 7         | 104                     | 0.26                   | W                 |
| S2A      | 20190814        | Sunny   | Moderate      | Mid-Flood | S                  | 1         | 17:06 | 6.9       | 7.69 | 25.5      | 29.31     | 3.16                   | 8         | 103                     | 0.27                   | W                 |
| S3       | 20190814        | Sunny   | Moderate      | Mid-Flood | B                  | 9         | 17:26 | 7.32      | 7.8  | 25.1      | 29.45     | 2.86                   | 7         | 104                     | 0.26                   | W                 |
| S3       | 20190814        | Sunny   | Moderate      | Mid-Flood | B                  | 9         | 17:26 | 7.35      | 7.69 | 25.2      | 29.37     | 2.5                    | 7         | 104                     | 0.134                  | W                 |
| S3       | 20190814        | Sunny   | Moderate      | Mid-Flood | M                  | 5         | 17:27 | 7.57      | 8.13 | 25.2      | 29.47     | 3.06                   | 7         | 103                     | 0.187                  | W                 |
| S3       | 20190814        | Sunny   | Moderate      | Mid-Flood | M                  | 5         | 17:27 | 6.93      | 7.94 | 25.4      | 29.36     | 3.13                   | 8         | 103                     | 0.129                  | SW                |
| S3       | 20190814        | Sunny   | Moderate      | Mid-Flood | S                  | 1         | 17:28 | 7.24      | 7.62 | 25.4      | 29.32     | 2.87                   | 6         | 104                     | 0.138                  | W                 |
| S3       | 20190814        | Sunny   | Moderate      | Mid-Flood | S                  | 1         | 17:28 | 7.36      | 7.58 | 25.5      | 29.32     | 3.04                   | 7         | 103                     | 0.154                  | NW                |
| B1       | 20190816        | Sunny   | Moderate      | Mid-Ebb   | B                  | 4         | 11:40 | 7.65      | 8.08 | 27.3      | 29.57     | 2.82                   | 9         | 107                     | 0.207                  | E                 |
| B1       | 20190816        | Sunny   | Moderate      | Mid-Ebb   | B                  | 4         | 11:40 | 6.92      | 8.09 | 26.6      | 29.6      | 2.81                   | 10        | 107                     | 0.172                  | SE                |
| B1       | 20190816        | Sunny   | Moderate      | Mid-Ebb   | S                  | 1         | 11:41 | 6.87      | 7.91 | 26.4      | 29.6      | 3.11                   | 7         | 107                     | 0.107                  | SE                |
| B1       | 20190816        | Sunny   | Moderate      | Mid-Ebb   | S                  | 1         | 11:41 | 7.75      | 7.87 | 26.8      | 29.53     | 3.14                   | 7         | 107                     | 0.133                  | S                 |
| B2       | 20190816        | Sunny   | Moderate      | Mid-Ebb   | B                  | 4.9       | 12:14 | 7.91      | 7.95 | 26.3      | 29.7      | 2.97                   | 4         | 106                     | 0.23                   | SE                |
| B2       | 20190816        | Sunny   | Moderate      | Mid-Ebb   | B                  | 4.9       | 12:14 | 7.88      | 7.99 | 27.1      | 29.55     | 2.85                   | 5         | 107                     | 0.159                  | S                 |
| B2       | 20190816        | Sunny   | Moderate      | Mid-Ebb   | S                  | 1         | 12:15 | 6.99      | 7.86 | 27.5      | 29.56     | 2.94                   | 5         | 106                     | 0.137                  | SE                |
| B2       | 20190816        | Sunny   | Moderate      | Mid-Ebb   | S                  | 1         | 12:15 | 7.23      | 8.11 | 26.4      | 29.69     | 2.71                   | 6         | 107                     | 0.179                  | S                 |
| B3       | 20190816        | Sunny   | Moderate      | Mid-Ebb   | B                  | 3.5       | 14:05 | 6.97      | 8.03 | 28.6      | 29.34     | 2.75                   | 6         | 108                     | 0.245                  | E                 |
| B3       | 20190816        | Sunny   | Moderate      | Mid-Ebb   | B                  | 3.5       | 14:05 | 6.43      | 7.99 | 28.4      | 29.52     | 2.89                   | 6         | 107                     | 0.128                  | SE                |

Contract No. EP/SP/66/12  
Integrated Waste Management Facilities, Phase 1  
Impact Water Quality Monitoring Data

| Location | Date (YYYYMMDD) | Weather | Sea Condition | Tidal   | Water Level note 1 | Depth (m) | Time  | DO (mg/L) | pH   | Sal (ppt) | Temp (°C) | Turbidity (NTU) note 2 | SS (mg/L) | Total Alkalinity (mg/L) | Current Velocity (m/s) | Direction in NESW |
|----------|-----------------|---------|---------------|---------|--------------------|-----------|-------|-----------|------|-----------|-----------|------------------------|-----------|-------------------------|------------------------|-------------------|
| B3       | 20190816        | Sunny   | Moderate      | Mid-Ebb | S                  | 1         | 14:06 | 6.5       | 8    | 27.9      | 29.53     | 2.79                   | 7         | 107                     | 0.239                  | S                 |
| B3       | 20190816        | Sunny   | Moderate      | Mid-Ebb | S                  | 1         | 14:06 | 6.54      | 7.84 | 28.9      | 29.4      | 3.03                   | 6         | 108                     | 0.088                  | S                 |
| B4       | 20190816        | Sunny   | Moderate      | Mid-Ebb | B                  | 3.6       | 14:14 | 6.95      | 7.73 | 28.8      | 29.56     | 2.81                   | 8         | 107                     | 0.249                  | SE                |
| B4       | 20190816        | Sunny   | Moderate      | Mid-Ebb | B                  | 3.6       | 14:14 | 6.5       | 8    | 28.3      | 29.41     | 2.52                   | 7         | 107                     | 0.199                  | S                 |
| B4       | 20190816        | Sunny   | Moderate      | Mid-Ebb | S                  | 1         | 14:15 | 6.55      | 7.84 | 28.6      | 29.58     | 2.74                   | 8         | 108                     | 0.114                  | SE                |
| B4       | 20190816        | Sunny   | Moderate      | Mid-Ebb | S                  | 1         | 14:15 | 6.53      | 7.97 | 27.3      | 29.42     | 2.9                    | 7         | 106                     | 0.115                  | SE                |
| C1A      | 20190816        | Sunny   | Moderate      | Mid-Ebb | B                  | 9.4       | 11:11 | 7.36      | 8.16 | 26.3      | 29.5      | 2.43                   | 4         | 107                     | 0.146                  | S                 |
| C1A      | 20190816        | Sunny   | Moderate      | Mid-Ebb | B                  | 9.4       | 11:11 | 7.14      | 7.96 | 26.7      | 29.69     | 2.47                   | 5         | 108                     | 0.115                  | S                 |
| C1A      | 20190816        | Sunny   | Moderate      | Mid-Ebb | M                  | 5.2       | 11:12 | 7.11      | 8.17 | 26.4      | 29.7      | 3.13                   | 4         | 107                     | 0.117                  | E                 |
| C1A      | 20190816        | Sunny   | Moderate      | Mid-Ebb | M                  | 5.2       | 11:12 | 7.57      | 8.12 | 27.2      | 29.51     | 3.01                   | 4         | 108                     | 0.116                  | S                 |
| C1A      | 20190816        | Sunny   | Moderate      | Mid-Ebb | S                  | 1         | 11:13 | 7.15      | 8    | 27.6      | 29.59     | 3.18                   | 4         | 107                     | 0.19                   | S                 |
| C1A      | 20190816        | Sunny   | Moderate      | Mid-Ebb | S                  | 1         | 11:13 | 7.74      | 7.92 | 27.2      | 29.53     | 2.76                   | 4         | 108                     | 0.132                  | S                 |
| C2A      | 20190816        | Sunny   | Moderate      | Mid-Ebb | B                  | 11.5      | 12:43 | 6.85      | 7.87 | 28.7      | 29.4      | 2.93                   | 5         | 106                     | 0.236                  | SE                |
| C2A      | 20190816        | Sunny   | Moderate      | Mid-Ebb | B                  | 11.5      | 12:43 | 6.28      | 7.81 | 28.7      | 29.4      | 2.75                   | 5         | 108                     | 0.131                  | E                 |
| C2A      | 20190816        | Sunny   | Moderate      | Mid-Ebb | M                  | 6.3       | 12:44 | 6.23      | 7.84 | 28        | 29.61     | 2.54                   | 5         | 107                     | 0.225                  | S                 |
| C2A      | 20190816        | Sunny   | Moderate      | Mid-Ebb | M                  | 6.3       | 12:44 | 6.53      | 7.92 | 27.7      | 29.47     | 2.84                   | 4         | 107                     | 0.133                  | E                 |
| C2A      | 20190816        | Sunny   | Moderate      | Mid-Ebb | S                  | 1         | 12:45 | 6.62      | 7.74 | 28.3      | 29.43     | 3.06                   | 4         | 107                     | 0.182                  | S                 |
| C2A      | 20190816        | Sunny   | Moderate      | Mid-Ebb | S                  | 1         | 12:45 | 6.87      | 7.7  | 27.7      | 29.51     | 2.94                   | 5         | 107                     | 0.23                   | SE                |
| F1A      | 20190816        | Sunny   | Moderate      | Mid-Ebb | B                  | 7.9       | 13:07 | 6.72      | 7.9  | 27.4      | 29.53     | 2.94                   | 5         | 107                     | 0.25                   | E                 |
| F1A      | 20190816        | Sunny   | Moderate      | Mid-Ebb | B                  | 7.9       | 13:07 | 6.82      | 7.98 | 27.5      | 29.56     | 3                      | 4         | 104                     | 0.146                  | E                 |
| F1A      | 20190816        | Sunny   | Moderate      | Mid-Ebb | M                  | 4.5       | 13:08 | 6.76      | 7.79 | 28.2      | 29.54     | 2.79                   | 5         | 107                     | 0.239                  | E                 |
| F1A      | 20190816        | Sunny   | Moderate      | Mid-Ebb | M                  | 4.5       | 13:08 | 6.53      | 7.79 | 28.7      | 29.37     | 2.73                   | 4         | 107                     | 0.134                  | SE                |
| F1A      | 20190816        | Sunny   | Moderate      | Mid-Ebb | S                  | 1         | 13:09 | 6.85      | 7.94 | 28.5      | 29.56     | 3.12                   | 4         | 107                     | 0.21                   | S                 |
| F1A      | 20190816        | Sunny   | Moderate      | Mid-Ebb | S                  | 1         | 13:09 | 6.69      | 7.93 | 28.9      | 29.58     | 2.89                   | 5         | 108                     | 0.144                  | SE                |
| H1       | 20190816        | Sunny   | Moderate      | Mid-Ebb | B                  | 7         | 13:51 | 6.32      | 7.95 | 27.2      | 29.41     | 2.85                   | 4         | 108                     | 0.188                  | SE                |
| H1       | 20190816        | Sunny   | Moderate      | Mid-Ebb | B                  | 7         | 13:51 | 6.52      | 7.89 | 27.4      | 29.47     | 2.98                   | 4         | 107                     | 0.245                  | SE                |
| H1       | 20190816        | Sunny   | Moderate      | Mid-Ebb | M                  | 4         | 13:52 | 6.79      | 7.91 | 27.4      | 29.57     | 2.96                   | 6         | 108                     | 0.114                  | SE                |
| H1       | 20190816        | Sunny   | Moderate      | Mid-Ebb | M                  | 4         | 13:52 | 6.61      | 7.98 | 27.5      | 29.48     | 2.79                   | 7         | 107                     | 0.187                  | S                 |
| H1       | 20190816        | Sunny   | Moderate      | Mid-Ebb | S                  | 1         | 13:53 | 6.94      | 7.82 | 28.7      | 29.59     | 2.91                   | 8         | 107                     | 0.235                  | E                 |

Contract No. EP/SP/66/12  
 Integrated Waste Management Facilities, Phase 1  
 Impact Water Quality Monitoring Data

| Location | Date (YYYYMMDD) | Weather | Sea Condition | Tidal   | Water Level note 1 | Depth (m) | Time  | DO (mg/L) | pH   | Sal (ppt) | Temp (°C) | Turbidity (NTU) note 2 | SS (mg/L) | Total Alkalinity (mg/L) | Current Velocity (m/s) | Direction in NESW |
|----------|-----------------|---------|---------------|---------|--------------------|-----------|-------|-----------|------|-----------|-----------|------------------------|-----------|-------------------------|------------------------|-------------------|
| H1       | 20190816        | Sunny   | Moderate      | Mid-Ebb | S                  | 1         | 13:53 | 6.79      | 7.97 | 28.1      | 29.35     | 2.86                   | 8         | 107                     | 0.246                  | SE                |
| M1       | 20190816        | Sunny   | Moderate      | Mid-Ebb | B                  | 8         | 13:37 | 6.87      | 8.03 | 28.4      | 29.52     | 2.93                   | 4         | 108                     | 0.243                  | E                 |
| M1       | 20190816        | Sunny   | Moderate      | Mid-Ebb | B                  | 8         | 13:37 | 6.3       | 7.71 | 28.8      | 29.56     | 2.96                   | 4         | 107                     | 0.213                  | SE                |
| M1       | 20190816        | Sunny   | Moderate      | Mid-Ebb | M                  | 4.5       | 13:38 | 6.74      | 7.77 | 27.2      | 29.61     | 2.99                   | 4         | 104                     | 0.094                  | S                 |
| M1       | 20190816        | Sunny   | Moderate      | Mid-Ebb | M                  | 4.5       | 13:38 | 6.42      | 7.8  | 27.2      | 29.35     | 2.67                   | 5         | 107                     | 0.25                   | S                 |
| M1       | 20190816        | Sunny   | Moderate      | Mid-Ebb | S                  | 1         | 13:39 | 6.72      | 7.88 | 28.3      | 29.36     | 2.99                   | 7         | 104                     | 0.18                   | SE                |
| M1       | 20190816        | Sunny   | Moderate      | Mid-Ebb | S                  | 1         | 13:39 | 6.95      | 7.72 | 27.6      | 29.33     | 3.22                   | 6         | 104                     | 0.218                  | SE                |
| CR1      | 20190816        | Sunny   | Moderate      | Mid-Ebb | B                  | 11.9      | 13:05 | 7.09      | 7.91 | 27.3      | 29.58     | 2.65                   | 3         | 104                     | 0.099                  | SE                |
| CR1      | 20190816        | Sunny   | Moderate      | Mid-Ebb | B                  | 11.9      | 13:05 | 7.03      | 7.94 | 27.3      | 29.67     | 2.72                   | 4         | 104                     | 0.228                  | SE                |
| CR1      | 20190816        | Sunny   | Moderate      | Mid-Ebb | M                  | 6.5       | 13:06 | 7.21      | 8.02 | 27.7      | 29.7      | 3                      | 4         | 103                     | 0.147                  | SE                |
| CR1      | 20190816        | Sunny   | Moderate      | Mid-Ebb | M                  | 6.5       | 13:06 | 7.74      | 8.22 | 28.1      | 29.6      | 3.03                   | 4         | 104                     | 0.202                  | E                 |
| CR1      | 20190816        | Sunny   | Moderate      | Mid-Ebb | S                  | 1         | 13:07 | 7.69      | 7.97 | 27.1      | 29.7      | 2.84                   | 4         | 104                     | 0.1                    | SE                |
| CR1      | 20190816        | Sunny   | Moderate      | Mid-Ebb | S                  | 1         | 13:07 | 7.79      | 7.88 | 27.3      | 29.61     | 3.02                   | 4         | 104                     | 0.13                   | SE                |
| CR2      | 20190816        | Sunny   | Moderate      | Mid-Ebb | B                  | 9.8       | 13:26 | 7.67      | 7.86 | 27.7      | 29.59     | 2.44                   | 2         | 104                     | 0.224                  | S                 |
| CR2      | 20190816        | Sunny   | Moderate      | Mid-Ebb | B                  | 9.8       | 13:26 | 7.12      | 8.24 | 27.4      | 29.67     | 2.55                   | 2         | 103                     | 0.095                  | SE                |
| CR2      | 20190816        | Sunny   | Moderate      | Mid-Ebb | M                  | 5.4       | 13:27 | 7.91      | 8.19 | 28        | 29.64     | 2.57                   | 3         | 104                     | 0.176                  | SE                |
| CR2      | 20190816        | Sunny   | Moderate      | Mid-Ebb | M                  | 5.4       | 13:27 | 6.83      | 7.87 | 27.1      | 29.55     | 2.97                   | 3         | 103                     | 0.176                  | SE                |
| CR2      | 20190816        | Sunny   | Moderate      | Mid-Ebb | S                  | 1         | 13:28 | 7.35      | 7.84 | 26.4      | 29.7      | 2.89                   | 4         | 104                     | 0.228                  | E                 |
| CR2      | 20190816        | Sunny   | Moderate      | Mid-Ebb | S                  | 1         | 13:28 | 7.59      | 8.13 | 28        | 29.64     | 2.97                   | 3         | 104                     | 0.194                  | S                 |
| S1       | 20190816        | Sunny   | Moderate      | Mid-Ebb | B                  | 4.5       | 11:59 | 7.16      | 8.19 | 27.3      | 29.56     | 2.9                    | 4         | 102                     | 0.143                  | SE                |
| S1       | 20190816        | Sunny   | Moderate      | Mid-Ebb | B                  | 4.5       | 11:59 | 7.34      | 8.18 | 26.3      | 29.52     | 2.73                   | 4         | 104                     | 0.1                    | SE                |
| S1       | 20190816        | Sunny   | Moderate      | Mid-Ebb | S                  | 1         | 12:00 | 7.87      | 7.95 | 27.1      | 29.65     | 2.88                   | 6         | 103                     | 0.158                  | SE                |
| S1       | 20190816        | Sunny   | Moderate      | Mid-Ebb | S                  | 1         | 12:00 | 7.62      | 7.97 | 27.6      | 29.61     | 3.12                   | 5         | 104                     | 0.203                  | S                 |
| S2A      | 20190816        | Sunny   | Moderate      | Mid-Ebb | B                  | 7.7       | 11:11 | 7.43      | 7.9  | 26.4      | 29.5      | 2.68                   | 4         | 114                     | 0.157                  | S                 |
| S2A      | 20190816        | Sunny   | Moderate      | Mid-Ebb | B                  | 7.7       | 11:11 | 7.18      | 8.15 | 27.8      | 29.65     | 2.43                   | 4         | 114                     | 0.239                  | SE                |
| S2A      | 20190816        | Sunny   | Moderate      | Mid-Ebb | M                  | 4.4       | 11:12 | 7.01      | 8.15 | 26.9      | 29.67     | 2.77                   | 3         | 112                     | 0.249                  | E                 |
| S2A      | 20190816        | Sunny   | Moderate      | Mid-Ebb | M                  | 4.4       | 11:12 | 7.75      | 8.08 | 26.2      | 29.66     | 2.87                   | 3         | 108                     | 0.094                  | S                 |
| S2A      | 20190816        | Sunny   | Moderate      | Mid-Ebb | S                  | 1         | 11:13 | 7.36      | 8.22 | 27.1      | 29.54     | 2.7                    | 2         | 108                     | 0.09                   | S                 |
| S2A      | 20190816        | Sunny   | Moderate      | Mid-Ebb | S                  | 1         | 11:13 | 7.06      | 8.17 | 27.6      | 29.66     | 2.85                   | 3         | 108                     | 0.164                  | SE                |

Contract No. EP/SP/66/12  
Integrated Waste Management Facilities, Phase 1  
Impact Water Quality Monitoring Data

| Location | Date (YYYYMMDD) | Weather | Sea Condition | Tidal     | Water Level note 1 | Depth (m) | Time  | DO (mg/L) | pH   | Sal (ppt) | Temp (°C) | Turbidity (NTU) note 2 | SS (mg/L) | Total Alkalinity (mg/L) | Current Velocity (m/s) | Direction in NESW |
|----------|-----------------|---------|---------------|-----------|--------------------|-----------|-------|-----------|------|-----------|-----------|------------------------|-----------|-------------------------|------------------------|-------------------|
| S3       | 20190816        | Sunny   | Moderate      | Mid-Ebb   | B                  | 9.1       | 13:16 | 7.37      | 8.12 | 26.9      | 29.52     | 2.81                   | 3         | 104                     | 0.199                  | S                 |
| S3       | 20190816        | Sunny   | Moderate      | Mid-Ebb   | B                  | 9.1       | 13:16 | 7.89      | 7.99 | 26.6      | 29.51     | 2.92                   | 3         | 103                     | 0.195                  | S                 |
| S3       | 20190816        | Sunny   | Moderate      | Mid-Ebb   | M                  | 5.1       | 13:17 | 7.83      | 7.91 | 26.8      | 29.59     | 3.01                   | 4         | 103                     | 0.234                  | S                 |
| S3       | 20190816        | Sunny   | Moderate      | Mid-Ebb   | M                  | 5.1       | 13:17 | 7.23      | 7.92 | 26.7      | 29.6      | 2.54                   | 2         | 103                     | 0.206                  | S                 |
| S3       | 20190816        | Sunny   | Moderate      | Mid-Ebb   | S                  | 1         | 13:18 | 7.11      | 7.99 | 27.5      | 29.69     | 2.74                   | 4         | 103                     | 0.08                   | S                 |
| S3       | 20190816        | Sunny   | Moderate      | Mid-Ebb   | S                  | 1         | 13:18 | 7.32      | 7.8  | 26.5      | 29.65     | 3.17                   | 4         | 104                     | 0.095                  | S                 |
| B1       | 20190816        | Sunny   | Moderate      | Mid-Flood | B                  | 3.8       | 17:23 | 7.15      | 8.01 | 26.7      | 29.24     | 2.66                   | 3         | 107                     | 0.187                  | W                 |
| B1       | 20190816        | Sunny   | Moderate      | Mid-Flood | B                  | 3.8       | 17:23 | 6.89      | 7.85 | 27.2      | 29.12     | 2.38                   | 4         | 107                     | 0.232                  | SW                |
| B1       | 20190816        | Sunny   | Moderate      | Mid-Flood | S                  | 1         | 17:24 | 7.24      | 8.02 | 27.4      | 29.26     | 2.85                   | 3         | 109                     | 0.28                   | W                 |
| B1       | 20190816        | Sunny   | Moderate      | Mid-Flood | S                  | 1         | 17:24 | 6.99      | 7.88 | 26.3      | 29.22     | 3.06                   | 2         | 108                     | 0.18                   | W                 |
| B2       | 20190816        | Sunny   | Moderate      | Mid-Flood | B                  | 3.4       | 17:54 | 6.92      | 7.9  | 27        | 29.25     | 2.75                   | 3         | 107                     | 0.23                   | SW                |
| B2       | 20190816        | Sunny   | Moderate      | Mid-Flood | B                  | 3.4       | 17:54 | 6.93      | 7.87 | 26.9      | 29.15     | 2.33                   | 3         | 107                     | 0.152                  | W                 |
| B2       | 20190816        | Sunny   | Moderate      | Mid-Flood | S                  | 1         | 17:55 | 6.99      | 8.01 | 26.6      | 29.07     | 3.04                   | 4         | 107                     | 0.131                  | NW                |
| B2       | 20190816        | Sunny   | Moderate      | Mid-Flood | S                  | 1         | 17:55 | 6.84      | 7.92 | 26.6      | 29.06     | 2.69                   | 3         | 107                     | 0.25                   | SW                |
| B3       | 20190816        | Sunny   | Moderate      | Mid-Flood | B                  | 3.8       | 18:05 | 6.84      | 8.15 | 28.9      | 29.51     | 2.88                   | 4         | 107                     | 0.172                  | W                 |
| B3       | 20190816        | Sunny   | Moderate      | Mid-Flood | B                  | 3.8       | 18:05 | 6.7       | 8.07 | 28.8      | 29.28     | 2.75                   | 2         | 107                     | 0.207                  | W                 |
| B3       | 20190816        | Sunny   | Moderate      | Mid-Flood | S                  | 1         | 18:06 | 6.51      | 7.87 | 28.9      | 29.51     | 3.16                   | 3         | 108                     | 0.204                  | NW                |
| B3       | 20190816        | Sunny   | Moderate      | Mid-Flood | S                  | 1         | 18:06 | 6.49      | 8.08 | 28.7      | 29.24     | 2.8                    | 3         | 106                     | 0.221                  | NW                |
| B4       | 20190816        | Sunny   | Moderate      | Mid-Flood | B                  | 3.7       | 18:15 | 6.67      | 8.18 | 29.3      | 29.24     | 2.71                   | 3         | 106                     | 0.263                  | SW                |
| B4       | 20190816        | Sunny   | Moderate      | Mid-Flood | B                  | 3.7       | 18:15 | 7.14      | 8.05 | 28.9      | 29.5      | 2.67                   | 4         | 107                     | 0.179                  | W                 |
| B4       | 20190816        | Sunny   | Moderate      | Mid-Flood | S                  | 1         | 18:16 | 6.74      | 8.01 | 28.9      | 29.45     | 3.1                    | 3         | 107                     | 0.139                  | SW                |
| B4       | 20190816        | Sunny   | Moderate      | Mid-Flood | S                  | 1         | 18:16 | 6.76      | 8.16 | 28.9      | 29.53     | 2.7                    | 3         | 107                     | 0.229                  | SW                |
| C1A      | 20190816        | Sunny   | Moderate      | Mid-Flood | B                  | 10.5      | 16:58 | 7.67      | 7.89 | 21.3      | 29.17     | 2.85                   | 2         | 107                     | 0.224                  | W                 |
| C1A      | 20190816        | Sunny   | Moderate      | Mid-Flood | B                  | 10.5      | 16:58 | 7.01      | 8.01 | 21.4      | 29.17     | 2.57                   | 3         | 107                     | 0.19                   | NW                |
| C1A      | 20190816        | Sunny   | Moderate      | Mid-Flood | M                  | 5.8       | 16:59 | 6.9       | 8    | 21.2      | 29.17     | 3.08                   | 5         | 107                     | 0.134                  | SW                |
| C1A      | 20190816        | Sunny   | Moderate      | Mid-Flood | M                  | 5.8       | 16:59 | 7.21      | 7.65 | 20.6      | 29.2      | 3.1                    | 5         | 107                     | 0.141                  | W                 |
| C1A      | 20190816        | Sunny   | Moderate      | Mid-Flood | S                  | 1         | 17:00 | 6.92      | 7.66 | 20.6      | 29.13     | 2.86                   | 6         | 106                     | 0.201                  | W                 |
| C1A      | 20190816        | Sunny   | Moderate      | Mid-Flood | S                  | 1         | 17:00 | 7.17      | 7.74 | 20.6      | 29.13     | 2.67                   | 5         | 106                     | 0.167                  | W                 |
| C2A      | 20190816        | Sunny   | Moderate      | Mid-Flood | B                  | 11        | 16:58 | 7.04      | 7.92 | 26.8      | 29.2      | 2.55                   | 3         | 106                     | 0.2                    | W                 |



Contract No. EP/SP/66/12  
 Integrated Waste Management Facilities, Phase 1  
 Impact Water Quality Monitoring Data

| Location | Date (YYYYMMDD) | Weather | Sea Condition | Tidal     | Water Level note 1 | Depth (m) | Time  | DO (mg/L) | pH   | Sal (ppt) | Temp (°C) | Turbidity (NTU) note 2 | SS (mg/L) | Total Alkalinity (mg/L) | Current Velocity (m/s) | Direction in NESW |
|----------|-----------------|---------|---------------|-----------|--------------------|-----------|-------|-----------|------|-----------|-----------|------------------------|-----------|-------------------------|------------------------|-------------------|
| C2A      | 20190816        | Sunny   | Moderate      | Mid-Flood | B                  | 11        | 16:58 | 7.1       | 7.87 | 26.8      | 29.16     | 2.35                   | 4         | 107                     | 0.156                  | SW                |
| C2A      | 20190816        | Sunny   | Moderate      | Mid-Flood | M                  | 6         | 16:59 | 7.13      | 8.01 | 27        | 29.08     | 2.63                   | 3         | 106                     | 0.21                   | NW                |
| C2A      | 20190816        | Sunny   | Moderate      | Mid-Flood | M                  | 6         | 16:59 | 7.27      | 8.01 | 26.6      | 29.2      | 3.1                    | 3         | 107                     | 0.167                  | W                 |
| C2A      | 20190816        | Sunny   | Moderate      | Mid-Flood | S                  | 1         | 17:00 | 7.09      | 7.92 | 26.7      | 29.24     | 2.69                   | 2         | 106                     | 0.291                  | SW                |
| C2A      | 20190816        | Sunny   | Moderate      | Mid-Flood | S                  | 1         | 17:00 | 7.21      | 7.85 | 27        | 29.08     | 2.68                   | 2         | 106                     | 0.143                  | NW                |
| F1A      | 20190816        | Sunny   | Moderate      | Mid-Flood | B                  | 6.9       | 18:39 | 7.11      | 7.95 | 27.4      | 29.11     | 2.84                   | 2         | 107                     | 0.216                  | W                 |
| F1A      | 20190816        | Sunny   | Moderate      | Mid-Flood | B                  | 6.9       | 18:39 | 7.13      | 7.93 | 26.9      | 29.1      | 2.76                   | 2         | 106                     | 0.276                  | SW                |
| F1A      | 20190816        | Sunny   | Moderate      | Mid-Flood | M                  | 4         | 18:40 | 7.07      | 7.94 | 27.3      | 29.11     | 2.98                   | 3         | 107                     | 0.125                  | NW                |
| F1A      | 20190816        | Sunny   | Moderate      | Mid-Flood | M                  | 4         | 18:40 | 7.16      | 7.95 | 27.1      | 29.05     | 3.08                   | 4         | 107                     | 0.151                  | W                 |
| F1A      | 20190816        | Sunny   | Moderate      | Mid-Flood | S                  | 1         | 18:41 | 6.94      | 7.89 | 27.1      | 29.07     | 3.22                   | 2         | 107                     | 0.241                  | W                 |
| F1A      | 20190816        | Sunny   | Moderate      | Mid-Flood | S                  | 1         | 18:41 | 6.8       | 7.96 | 27.2      | 29.08     | 2.86                   | 3         | 107                     | 0.146                  | SW                |
| H1       | 20190816        | Sunny   | Moderate      | Mid-Flood | B                  | 6.8       | 17:52 | 7.24      | 7.96 | 27.3      | 29.19     | 2.36                   | 5         | 107                     | 0.217                  | W                 |
| H1       | 20190816        | Sunny   | Moderate      | Mid-Flood | B                  | 6.8       | 17:52 | 6.9       | 7.98 | 26.2      | 29.11     | 2.46                   | 4         | 107                     | 0.131                  | NW                |
| H1       | 20190816        | Sunny   | Moderate      | Mid-Flood | M                  | 3.9       | 17:53 | 7.02      | 7.99 | 26.7      | 29.11     | 2.86                   | 2         | 106                     | 0.227                  | NW                |
| H1       | 20190816        | Sunny   | Moderate      | Mid-Flood | M                  | 3.9       | 17:53 | 7.07      | 7.98 | 27        | 29.17     | 2.81                   | 3         | 106                     | 0.276                  | W                 |
| H1       | 20190816        | Sunny   | Moderate      | Mid-Flood | S                  | 1         | 17:54 | 7.1       | 7.89 | 27        | 29.11     | 2.98                   | 3         | 107                     | 0.153                  | W                 |
| H1       | 20190816        | Sunny   | Moderate      | Mid-Flood | S                  | 1         | 17:54 | 6.9       | 8    | 26.3      | 29.09     | 3.11                   | 3         | 107                     | 0.168                  | W                 |
| M1       | 20190816        | Sunny   | Moderate      | Mid-Flood | B                  | 7.7       | 19:08 | 7.15      | 7.96 | 27.1      | 29.18     | 2.63                   | 4         | 106                     | 0.18                   | SW                |
| M1       | 20190816        | Sunny   | Moderate      | Mid-Flood | B                  | 7.7       | 19:08 | 7.13      | 8.04 | 26.4      | 29.24     | 2.72                   | 5         | 106                     | 0.257                  | W                 |
| M1       | 20190816        | Sunny   | Moderate      | Mid-Flood | M                  | 4.4       | 19:09 | 6.81      | 8.04 | 26.9      | 29.17     | 3.09                   | 4         | 106                     | 0.217                  | W                 |
| M1       | 20190816        | Sunny   | Moderate      | Mid-Flood | M                  | 4.4       | 19:09 | 7.18      | 7.94 | 27.2      | 29.22     | 2.65                   | 3         | 106                     | 0.208                  | W                 |
| M1       | 20190816        | Sunny   | Moderate      | Mid-Flood | S                  | 1         | 19:10 | 7         | 7.93 | 27.4      | 29.2      | 3.01                   | 3         | 107                     | 0.122                  | W                 |
| M1       | 20190816        | Sunny   | Moderate      | Mid-Flood | S                  | 1         | 19:10 | 6.88      | 7.94 | 26.9      | 29.18     | 3.07                   | 3         | 107                     | 0.154                  | W                 |
| CR1      | 20190816        | Sunny   | Moderate      | Mid-Flood | B                  | 11.7      | 17:06 | 6.87      | 7.86 | 21.2      | 29.14     | 2.5                    | 2         | 107                     | 0.236                  | W                 |
| CR1      | 20190816        | Sunny   | Moderate      | Mid-Flood | B                  | 11.7      | 17:06 | 7.24      | 7.98 | 20.9      | 29.15     | 2.44                   | <2        | 107                     | 0.258                  | SW                |
| CR1      | 20190816        | Sunny   | Moderate      | Mid-Flood | M                  | 6.4       | 17:07 | 7.45      | 7.9  | 21.1      | 29.15     | 2.98                   | 2         | 106                     | 0.124                  | W                 |
| CR1      | 20190816        | Sunny   | Moderate      | Mid-Flood | M                  | 6.4       | 17:07 | 6.91      | 7.65 | 21.3      | 29.1      | 2.83                   | 3         | 106                     | 0.172                  | W                 |
| CR1      | 20190816        | Sunny   | Moderate      | Mid-Flood | S                  | 1         | 17:08 | 7.51      | 7.56 | 21.3      | 29.18     | 2.7                    | 2         | 107                     | 0.251                  | W                 |
| CR1      | 20190816        | Sunny   | Moderate      | Mid-Flood | S                  | 1         | 17:08 | 6.83      | 8.13 | 20.8      | 29.15     | 3.12                   | 2         | 107                     | 0.192                  | SW                |



Contract No. EP/SP/66/12  
Integrated Waste Management Facilities, Phase 1  
Impact Water Quality Monitoring Data

| Location | Date (YYYYMMDD) | Weather | Sea Condition | Tidal     | Water Level note 1 | Depth (m) | Time  | DO (mg/L) | pH   | Sal (ppt) | Temp (°C) | Turbidity (NTU) note 2 | SS (mg/L) | Total Alkalinity (mg/L) | Current Velocity (m/s) | Direction in NESW |
|----------|-----------------|---------|---------------|-----------|--------------------|-----------|-------|-----------|------|-----------|-----------|------------------------|-----------|-------------------------|------------------------|-------------------|
| CR2      | 20190816        | Sunny   | Moderate      | Mid-Flood | B                  | 9.9       | 17:27 | 7.48      | 8.03 | 20.7      | 29.14     | 2.74                   | 4         | 106                     | 0.143                  | W                 |
| CR2      | 20190816        | Sunny   | Moderate      | Mid-Flood | B                  | 9.9       | 17:27 | 6.93      | 8.06 | 20.5      | 29.17     | 2.89                   | 4         | 107                     | 0.197                  | W                 |
| CR2      | 20190816        | Sunny   | Moderate      | Mid-Flood | M                  | 5.5       | 17:28 | 7.63      | 7.69 | 20.9      | 29.16     | 2.61                   | 3         | 107                     | 0.135                  | W                 |
| CR2      | 20190816        | Sunny   | Moderate      | Mid-Flood | M                  | 5.5       | 17:28 | 6.91      | 7.59 | 20.6      | 29.2      | 2.6                    | 4         | 107                     | 0.132                  | W                 |
| CR2      | 20190816        | Sunny   | Moderate      | Mid-Flood | S                  | 1         | 17:29 | 7         | 7.91 | 21.2      | 29.15     | 3.2                    | 3         | 108                     | 0.137                  | NW                |
| CR2      | 20190816        | Sunny   | Moderate      | Mid-Flood | S                  | 1         | 17:29 | 7.01      | 7.83 | 20.6      | 29.14     | 2.98                   | 3         | 107                     | 0.152                  | W                 |
| S1       | 20190816        | Sunny   | Moderate      | Mid-Flood | B                  | 4.8       | 17:38 | 7.59      | 8.04 | 21.2      | 29.15     | 2.5                    | 3         | 106                     | 0.128                  | W                 |
| S1       | 20190816        | Sunny   | Moderate      | Mid-Flood | B                  | 4.8       | 17:38 | 7.47      | 7.9  | 20.8      | 29.15     | 2.87                   | 2         | 107                     | 0.139                  | W                 |
| S1       | 20190816        | Sunny   | Moderate      | Mid-Flood | S                  | 1         | 17:39 | 7.17      | 7.97 | 20.5      | 29.14     | 3.09                   | 3         | 107                     | 0.243                  | NW                |
| S1       | 20190816        | Sunny   | Moderate      | Mid-Flood | S                  | 1         | 17:39 | 7.35      | 7.59 | 20.3      | 29.2      | 2.85                   | 3         | 107                     | 0.223                  | W                 |
| S2A      | 20190816        | Sunny   | Moderate      | Mid-Flood | B                  | 8.8       | 17:43 | 7.01      | 7.82 | 20.4      | 29.11     | 2.89                   | 4         | 106                     | 0.141                  | W                 |
| S2A      | 20190816        | Sunny   | Moderate      | Mid-Flood | B                  | 8.8       | 17:43 | 6.97      | 7.95 | 20.9      | 29.18     | 2.51                   | 4         | 106                     | 0.232                  | SW                |
| S2A      | 20190816        | Sunny   | Moderate      | Mid-Flood | M                  | 4.9       | 17:44 | 7.28      | 8.01 | 20.5      | 29.1      | 2.6                    | 3         | 106                     | 0.286                  | W                 |
| S2A      | 20190816        | Sunny   | Moderate      | Mid-Flood | M                  | 4.9       | 17:44 | 7.39      | 7.67 | 20.9      | 29.14     | 2.92                   | 3         | 107                     | 0.178                  | NW                |
| S2A      | 20190816        | Sunny   | Moderate      | Mid-Flood | S                  | 1         | 17:45 | 7.19      | 8.03 | 20.9      | 29.1      | 2.99                   | 3         | 107                     | 0.203                  | W                 |
| S2A      | 20190816        | Sunny   | Moderate      | Mid-Flood | S                  | 1         | 17:45 | 7.4       | 7.65 | 21.2      | 29.11     | 2.9                    | 2         | 106                     | 0.122                  | SW                |
| S3       | 20190816        | Sunny   | Moderate      | Mid-Flood | B                  | 9.4       | 17:17 | 7.39      | 7.91 | 21.2      | 29.14     | 2.69                   | 4         | 107                     | 0.19                   | W                 |
| S3       | 20190816        | Sunny   | Moderate      | Mid-Flood | B                  | 9.4       | 17:17 | 7.56      | 7.67 | 21.4      | 29.13     | 2.8                    | 5         | 107                     | 0.213                  | W                 |
| S3       | 20190816        | Sunny   | Moderate      | Mid-Flood | M                  | 5.2       | 17:18 | 7.63      | 7.76 | 21.4      | 29.1      | 3.1                    | 3         | 107                     | 0.253                  | W                 |
| S3       | 20190816        | Sunny   | Moderate      | Mid-Flood | M                  | 5.2       | 17:18 | 7.37      | 7.59 | 21.4      | 29.1      | 2.71                   | 4         | 107                     | 0.194                  | W                 |
| S3       | 20190816        | Sunny   | Moderate      | Mid-Flood | S                  | 1         | 17:19 | 6.85      | 8.04 | 21        | 29.14     | 3.23                   | 3         | 107                     | 0.216                  | W                 |
| S3       | 20190816        | Sunny   | Moderate      | Mid-Flood | S                  | 1         | 17:19 | 7.51      | 7.99 | 20.4      | 29.16     | 2.75                   | 4         | 107                     | 0.196                  | W                 |
| B1       | 20190819        | Cloudy  | Light         | Mid-Flood | B                  | 4.5       | 9:05  | 8.59      | 8.1  | 28.3      | 28.19     | 2.55                   | 4         | 106                     | 0.231                  | W                 |
| B1       | 20190819        | Cloudy  | Light         | Mid-Flood | B                  | 4.5       | 9:05  | 8.38      | 7.94 | 28.2      | 28.34     | 2.73                   | 4         | 105                     | 0.138                  | NW                |
| B1       | 20190819        | Cloudy  | Light         | Mid-Flood | S                  | 1         | 9:06  | 8.32      | 8.08 | 27.4      | 28.17     | 2.86                   | 6         | 106                     | 0.26                   | SW                |
| B1       | 20190819        | Cloudy  | Light         | Mid-Flood | S                  | 1         | 9:06  | 8.13      | 8.09 | 28.5      | 28.22     | 3                      | 7         | 106                     | 0.128                  | SW                |
| B2       | 20190819        | Cloudy  | Light         | Mid-Flood | B                  | 3.6       | 9:25  | 7.81      | 8.15 | 28.5      | 28.39     | 2.6                    | 4         | 106                     | 0.125                  | SW                |
| B2       | 20190819        | Cloudy  | Light         | Mid-Flood | B                  | 3.6       | 9:25  | 7.94      | 8.15 | 28        | 28.34     | 2.52                   | 4         | 105                     | 0.23                   | NW                |
| B2       | 20190819        | Cloudy  | Light         | Mid-Flood | S                  | 1         | 9:26  | 8.14      | 8.08 | 28.6      | 28.36     | 2.92                   | 3         | 105                     | 0.199                  | NW                |

Contract No. EP/SP/66/12  
Integrated Waste Management Facilities, Phase 1  
Impact Water Quality Monitoring Data

| Location | Date (YYYYMMDD) | Weather | Sea Condition | Tidal     | Water Level note 1 | Depth (m) | Time | DO (mg/L) | pH   | Sal (ppt) | Temp (°C) | Turbidity (NTU) note 2 | SS (mg/L) | Total Alkalinity (mg/L) | Current Velocity (m/s) | Direction in NESW |
|----------|-----------------|---------|---------------|-----------|--------------------|-----------|------|-----------|------|-----------|-----------|------------------------|-----------|-------------------------|------------------------|-------------------|
| B2       | 20190819        | Cloudy  | Light         | Mid-Flood | S                  | 1         | 9:26 | 8.41      | 8.07 | 28.3      | 28.36     | 2.98                   | 3         | 106                     | 0.161                  | SW                |
| B3       | 20190819        | Cloudy  | Light         | Mid-Flood | B                  | 4.3       | 9:33 | 6.97      | 8.26 | 28.1      | 27.84     | 2.35                   | 7         | 106                     | 0.284                  | W                 |
| B3       | 20190819        | Cloudy  | Light         | Mid-Flood | B                  | 4.3       | 9:33 | 5.62      | 8.02 | 26.4      | 28.02     | 2.66                   | 6         | 105                     | 0.229                  | W                 |
| B3       | 20190819        | Cloudy  | Light         | Mid-Flood | S                  | 1         | 9:34 | 6.24      | 8.31 | 27.3      | 28.04     | 2.9                    | 6         | 106                     | 0.187                  | W                 |
| B3       | 20190819        | Cloudy  | Light         | Mid-Flood | S                  | 1         | 9:34 | 7.05      | 7.97 | 26.7      | 28.15     | 2.84                   | 6         | 106                     | 0.289                  | SW                |
| B4       | 20190819        | Cloudy  | Light         | Mid-Flood | B                  | 3.8       | 9:43 | 5.69      | 8.09 | 27.9      | 28.04     | 2.43                   | 4         | 106                     | 0.123                  | SW                |
| B4       | 20190819        | Cloudy  | Light         | Mid-Flood | B                  | 3.8       | 9:43 | 6.74      | 7.92 | 26.7      | 28.23     | 2.52                   | 4         | 106                     | 0.236                  | SW                |
| B4       | 20190819        | Cloudy  | Light         | Mid-Flood | S                  | 1         | 9:44 | 6.5       | 8.08 | 26.9      | 27.95     | 3.04                   | 6         | 106                     | 0.253                  | W                 |
| B4       | 20190819        | Cloudy  | Light         | Mid-Flood | S                  | 1         | 9:44 | 6.65      | 7.9  | 28.1      | 28.23     | 3.21                   | 5         | 105                     | 0.191                  | NW                |
| C1A      | 20190819        | Cloudy  | Light         | Mid-Flood | B                  | 9.3       | 8:35 | 8.04      | 7.87 | 28.4      | 28.19     | 3.69                   | 6         | 106                     | 0.155                  | W                 |
| C1A      | 20190819        | Cloudy  | Light         | Mid-Flood | B                  | 9.3       | 8:35 | 7.83      | 8.07 | 27.3      | 28.15     | 3.76                   | 7         | 106                     | 0.248                  | W                 |
| C1A      | 20190819        | Cloudy  | Light         | Mid-Flood | M                  | 5.15      | 8:36 | 8.55      | 7.87 | 28.4      | 28.1      | 2.62                   | 4         | 106                     | 0.238                  | W                 |
| C1A      | 20190819        | Cloudy  | Light         | Mid-Flood | M                  | 5.15      | 8:36 | 8         | 8.01 | 27.6      | 28.18     | 2.56                   | 5         | 104                     | 0.201                  | W                 |
| C1A      | 20190819        | Cloudy  | Light         | Mid-Flood | S                  | 1         | 8:37 | 7.82      | 7.94 | 28.6      | 28.21     | 2.73                   | 4         | 104                     | 0.25                   | NW                |
| C1A      | 20190819        | Cloudy  | Light         | Mid-Flood | S                  | 1         | 8:37 | 7.83      | 8.14 | 27.9      | 28.23     | 2.98                   | 4         | 105                     | 0.248                  | W                 |
| C2A      | 20190819        | Cloudy  | Light         | Mid-Flood | B                  | 10.6      | 8:11 | 6.03      | 8.22 | 27.6      | 27.79     | 5.71                   | 4         | 106                     | 0.223                  | W                 |
| C2A      | 20190819        | Cloudy  | Light         | Mid-Flood | B                  | 10.6      | 8:11 | 6.82      | 8.07 | 26.6      | 27.92     | 5.91                   | 4         | 107                     | 0.241                  | SW                |
| C2A      | 20190819        | Cloudy  | Light         | Mid-Flood | M                  | 5.8       | 8:12 | 6.39      | 8.2  | 28        | 27.91     | 3.06                   | 5         | 106                     | 0.183                  | SW                |
| C2A      | 20190819        | Cloudy  | Light         | Mid-Flood | M                  | 5.8       | 8:12 | 6.51      | 7.87 | 26.9      | 27.74     | 2.89                   | 4         | 105                     | 0.21                   | W                 |
| C2A      | 20190819        | Cloudy  | Light         | Mid-Flood | S                  | 1         | 8:13 | 7.36      | 7.87 | 27.2      | 27.82     | 2.74                   | 4         | 106                     | 0.23                   | W                 |
| C2A      | 20190819        | Cloudy  | Light         | Mid-Flood | S                  | 1         | 8:13 | 6.28      | 8.1  | 26.5      | 27.87     | 3.13                   | 5         | 106                     | 0.141                  | NW                |
| CR1      | 20190819        | Cloudy  | Light         | Mid-Flood | B                  | 11.5      | 8:25 | 6.58      | 8.37 | 26.9      | 27.86     | 2.69                   | 4         | 106                     | 0.186                  | W                 |
| CR1      | 20190819        | Cloudy  | Light         | Mid-Flood | B                  | 11.5      | 8:25 | 6.63      | 8.04 | 26.9      | 28.11     | 2.52                   | 4         | 106                     | 0.155                  | W                 |
| CR1      | 20190819        | Cloudy  | Light         | Mid-Flood | M                  | 6.25      | 8:26 | 6.06      | 8.16 | 28.1      | 27.9      | 2.98                   | 5         | 106                     | 0.153                  | SW                |
| CR1      | 20190819        | Cloudy  | Light         | Mid-Flood | M                  | 6.25      | 8:26 | 5.46      | 8.34 | 26.7      | 28.06     | 3.07                   | 6         | 105                     | 0.157                  | W                 |
| CR1      | 20190819        | Cloudy  | Light         | Mid-Flood | S                  | 1         | 8:27 | 6.92      | 8.12 | 27.9      | 28.01     | 2.83                   | 6         | 106                     | 0.169                  | W                 |
| CR1      | 20190819        | Cloudy  | Light         | Mid-Flood | S                  | 1         | 8:27 | 6.5       | 8.07 | 27.6      | 27.82     | 3.21                   | 4         | 106                     | 0.255                  | SW                |
| CR2      | 20190819        | Cloudy  | Light         | Mid-Flood | B                  | 9.9       | 8:40 | 6.83      | 8.11 | 26.4      | 28.14     | 2.75                   | 4         | 106                     | 0.123                  | W                 |
| CR2      | 20190819        | Cloudy  | Light         | Mid-Flood | B                  | 9.9       | 8:40 | 6.99      | 8.08 | 27        | 28.06     | 2.36                   | 4         | 106                     | 0.176                  | NW                |

Contract No. EP/SP/66/12  
 Integrated Waste Management Facilities, Phase 1  
 Impact Water Quality Monitoring Data

| Location | Date (YYYYMMDD) | Weather | Sea Condition | Tidal     | Water Level note 1 | Depth (m) | Time  | DO (mg/L) | pH   | Sal (ppt) | Temp (°C) | Turbidity (NTU) note 2 | SS (mg/L) | Total Alkalinity (mg/L) | Current Velocity (m/s) | Direction in NESW |
|----------|-----------------|---------|---------------|-----------|--------------------|-----------|-------|-----------|------|-----------|-----------|------------------------|-----------|-------------------------|------------------------|-------------------|
| CR2      | 20190819        | Cloudy  | Light         | Mid-Flood | M                  | 5.45      | 8:41  | 5.99      | 7.97 | 28        | 27.88     | 2.6                    | 4         | 106                     | 0.218                  | W                 |
| CR2      | 20190819        | Cloudy  | Light         | Mid-Flood | M                  | 5.45      | 8:41  | 7.15      | 8.09 | 27.1      | 28.07     | 2.77                   | 3         | 106                     | 0.138                  | W                 |
| CR2      | 20190819        | Cloudy  | Light         | Mid-Flood | S                  | 1         | 8:42  | 6.62      | 8    | 26.5      | 28.03     | 3.21                   | 3         | 106                     | 0.242                  | SW                |
| CR2      | 20190819        | Cloudy  | Light         | Mid-Flood | S                  | 1         | 8:42  | 5.94      | 8.28 | 26.9      | 28.15     | 2.77                   | 2         | 106                     | 0.123                  | W                 |
| F1A      | 20190819        | Cloudy  | Light         | Mid-Flood | B                  | 7.7       | 10:08 | 8.57      | 8.12 | 27.3      | 28.29     | 2.77                   | 3         | 106                     | 0.26                   | W                 |
| F1A      | 20190819        | Cloudy  | Light         | Mid-Flood | B                  | 7.7       | 10:08 | 7.83      | 8.15 | 28.1      | 28.24     | 2.86                   | 3         | 106                     | 0.247                  | SW                |
| F1A      | 20190819        | Cloudy  | Light         | Mid-Flood | M                  | 4.35      | 10:09 | 8.66      | 7.88 | 27.2      | 28.38     | 2.7                    | 3         | 106                     | 0.202                  | W                 |
| F1A      | 20190819        | Cloudy  | Light         | Mid-Flood | M                  | 4.35      | 10:09 | 8.43      | 8.06 | 28.6      | 28.28     | 2.85                   | 3         | 106                     | 0.149                  | NW                |
| F1A      | 20190819        | Cloudy  | Light         | Mid-Flood | S                  | 1         | 10:10 | 7.96      | 8.16 | 27.7      | 28.38     | 2.81                   | 2         | 106                     | 0.188                  | SW                |
| F1A      | 20190819        | Cloudy  | Light         | Mid-Flood | S                  | 1         | 10:10 | 8.54      | 8.14 | 28.1      | 28.35     | 3.19                   | 3         | 106                     | 0.264                  | W                 |
| H1       | 20190819        | Cloudy  | Light         | Mid-Flood | B                  | 7         | 9:19  | 6.33      | 8.27 | 26.2      | 28.14     | 2.41                   | 4         | 106                     | 0.189                  | SW                |
| H1       | 20190819        | Cloudy  | Light         | Mid-Flood | B                  | 7         | 9:19  | 6.54      | 8.31 | 27.9      | 28        | 2.85                   | 3         | 105                     | 0.207                  | W                 |
| H1       | 20190819        | Cloudy  | Light         | Mid-Flood | M                  | 4         | 9:20  | 6.43      | 7.86 | 26.9      | 28        | 2.61                   | 5         | 106                     | 0.273                  | W                 |
| H1       | 20190819        | Cloudy  | Light         | Mid-Flood | M                  | 4         | 9:20  | 5.83      | 8.19 | 27        | 27.89     | 2.72                   | 4         | 106                     | 0.123                  | W                 |
| H1       | 20190819        | Cloudy  | Light         | Mid-Flood | S                  | 1         | 9:21  | 7.19      | 8.26 | 26.4      | 28.22     | 2.9                    | 6         | 106                     | 0.28                   | SW                |
| H1       | 20190819        | Cloudy  | Light         | Mid-Flood | S                  | 1         | 9:21  | 7.33      | 7.87 | 27.5      | 28.1      | 2.83                   | 6         | 106                     | 0.143                  | W                 |
| M1       | 20190819        | Cloudy  | Light         | Mid-Flood | B                  | 6.7       | 10:34 | 8.36      | 8.18 | 27.3      | 28.22     | 2.48                   | 6         | 106                     | 0.282                  | W                 |
| M1       | 20190819        | Cloudy  | Light         | Mid-Flood | B                  | 6.7       | 10:34 | 8.62      | 8.08 | 27.8      | 28.39     | 2.73                   | 6         | 105                     | 0.262                  | NW                |
| M1       | 20190819        | Cloudy  | Light         | Mid-Flood | M                  | 3.85      | 10:35 | 8         | 7.88 | 27.3      | 28.34     | 2.7                    | 4         | 106                     | 0.29                   | NW                |
| M1       | 20190819        | Cloudy  | Light         | Mid-Flood | M                  | 3.85      | 10:35 | 8.11      | 8.12 | 27.6      | 28.26     | 2.93                   | 10        | 106                     | 0.243                  | W                 |
| M1       | 20190819        | Cloudy  | Light         | Mid-Flood | S                  | 1         | 10:36 | 7.82      | 8.17 | 27.6      | 28.25     | 2.92                   | 4         | 106                     | 0.251                  | W                 |
| M1       | 20190819        | Cloudy  | Light         | Mid-Flood | S                  | 1         | 10:36 | 7.97      | 8.02 | 27.9      | 28.38     | 2.84                   | 5         | 105                     | 0.191                  | W                 |
| S1       | 20190819        | Cloudy  | Light         | Mid-Flood | B                  | 4.5       | 9:15  | 7.27      | 7.83 | 20.5      | 29.2      | 2.43                   | 3         | 106                     | 0.13                   | W                 |
| S1       | 20190819        | Cloudy  | Light         | Mid-Flood | B                  | 4.5       | 9:15  | 7.14      | 7.94 | 20.9      | 29.12     | 2.53                   | 3         | 106                     | 0.255                  | W                 |
| S1       | 20190819        | Cloudy  | Light         | Mid-Flood | S                  | 1         | 9:16  | 7.56      | 8.14 | 21.1      | 29.19     | 3.22                   | 2         | 106                     | 0.188                  | W                 |
| S1       | 20190819        | Cloudy  | Light         | Mid-Flood | S                  | 1         | 9:16  | 6.89      | 7.74 | 21.3      | 29.17     | 2.71                   | 3         | 106                     | 0.263                  | SW                |
| S2A      | 20190819        | Cloudy  | Light         | Mid-Flood | B                  | 8.2       | 9:05  | 5.79      | 8.2  | 27.9      | 28.1      | 2.37                   | 3         | 105                     | 0.198                  | SW                |
| S2A      | 20190819        | Cloudy  | Light         | Mid-Flood | B                  | 8.2       | 9:05  | 6.14      | 8.26 | 26.3      | 27.81     | 2.77                   | 4         | 106                     | 0.193                  | W                 |
| S2A      | 20190819        | Cloudy  | Light         | Mid-Flood | M                  | 4.6       | 9:06  | 5.57      | 8.2  | 27.5      | 28.22     | 2.84                   | 5         | 105                     | 0.264                  | W                 |

Contract No. EP/SP/66/12  
Integrated Waste Management Facilities, Phase 1  
Impact Water Quality Monitoring Data

| Location | Date (YYYYMMDD) | Weather | Sea Condition | Tidal     | Water Level note 1 | Depth (m) | Time  | DO (mg/L) | pH   | Sal (ppt) | Temp (°C) | Turbidity (NTU) note 2 | SS (mg/L) | Total Alkalinity (mg/L) | Current Velocity (m/s) | Direction in NESW |
|----------|-----------------|---------|---------------|-----------|--------------------|-----------|-------|-----------|------|-----------|-----------|------------------------|-----------|-------------------------|------------------------|-------------------|
| S2A      | 20190819        | Cloudy  | Light         | Mid-Flood | M                  | 4.6       | 9:06  | 7.03      | 7.88 | 27.4      | 27.86     | 2.87                   | 5         | 106                     | 0.131                  | W                 |
| S2A      | 20190819        | Cloudy  | Light         | Mid-Flood | M                  | 4.6       | 9:06  | 6.08      | -    | -         | -         | -                      | -         | -                       | -                      | -                 |
| S2A      | 20190819        | Cloudy  | Light         | Mid-Flood | S                  | 1         | 9:07  | 7.13      | 7.91 | 27.2      | 27.93     | 3.17                   | 5         | 106                     | 0.267                  | W                 |
| S2A      | 20190819        | Cloudy  | Light         | Mid-Flood | S                  | 1         | 9:07  | 6.22      | 7.92 | 26.5      | 27.85     | 2.75                   | 6         | 106                     | 0.149                  | W                 |
| S3       | 20190819        | Cloudy  | Light         | Mid-Flood | B                  | 8.6       | 8:50  | 6.54      | 7.88 | 26.7      | 27.84     | 2.6                    | 3         | 106                     | 0.283                  | W                 |
| S3       | 20190819        | Cloudy  | Light         | Mid-Flood | B                  | 8.6       | 8:50  | 6.46      | 8.21 | 26.5      | 28.05     | 2.76                   | 3         | 106                     | 0.273                  | W                 |
| S3       | 20190819        | Cloudy  | Light         | Mid-Flood | M                  | 4.8       | 8:51  | 6.28      | 7.95 | 27.7      | 28.13     | 3                      | 4         | 106                     | 0.25                   | W                 |
| S3       | 20190819        | Cloudy  | Light         | Mid-Flood | M                  | 4.8       | 8:51  | 6.99      | 7.87 | 27.7      | 28.04     | 3.05                   | 4         | 105                     | 0.184                  | W                 |
| S3       | 20190819        | Cloudy  | Light         | Mid-Flood | S                  | 1         | 8:52  | 5.71      | 7.86 | 27.9      | 28.04     | 2.99                   | 3         | 106                     | 0.143                  | W                 |
| S3       | 20190819        | Cloudy  | Light         | Mid-Flood | S                  | 1         | 8:52  | 5.59      | 8.21 | 26.6      | 28.19     | 3.12                   | 4         | 106                     | 0.164                  | SW                |
| B1       | 20190819        | Cloudy  | Light         | Mid-Ebb   | B                  | 4.2       | 13:18 | 8.41      | 8.25 | 28.26     | 29.18     | 2.43                   | 5         | 105                     | 0.24                   | SE                |
| B1       | 20190819        | Cloudy  | Light         | Mid-Ebb   | B                  | 4.2       | 13:18 | 8.04      | 8.16 | 28.37     | 29.17     | 2.83                   | 5         | 106                     | 0.15                   | S                 |
| B1       | 20190819        | Cloudy  | Light         | Mid-Ebb   | S                  | 1         | 13:19 | 8.05      | 8.19 | 27.79     | 29.13     | 2.93                   | 6         | 106                     | 0.251                  | SE                |
| B1       | 20190819        | Cloudy  | Light         | Mid-Ebb   | S                  | 1         | 13:19 | 8.09      | 8.18 | 27.61     | 29.24     | 3.23                   | 5         | 106                     | 0.222                  | E                 |
| B2       | 20190819        | Cloudy  | Light         | Mid-Ebb   | B                  | 4.5       | 13:45 | 8.16      | 8.2  | 28.32     | 29.12     | 2.72                   | 6         | 105                     | 0.162                  | E                 |
| B2       | 20190819        | Cloudy  | Light         | Mid-Ebb   | B                  | 4.5       | 13:45 | 8.42      | 8.3  | 27.66     | 29.28     | 2.96                   | 7         | 106                     | 0.131                  | SE                |
| B2       | 20190819        | Cloudy  | Light         | Mid-Ebb   | S                  | 1         | 13:46 | 7.87      | 8.25 | 28.31     | 29.12     | 2.67                   | 5         | 105                     | 0.222                  | E                 |
| B2       | 20190819        | Cloudy  | Light         | Mid-Ebb   | S                  | 1         | 13:46 | 7.83      | 8.17 | 28.24     | 29.31     | 3.19                   | 4         | 106                     | 0.164                  | SE                |
| B3       | 20190819        | Cloudy  | Light         | Mid-Ebb   | B                  | 3.7       | 14:26 | 6.74      | 8.15 | 27.39     | 30.11     | 2.83                   | 7         | 107                     | 0.076                  | SE                |
| B3       | 20190819        | Cloudy  | Light         | Mid-Ebb   | B                  | 3.7       | 14:26 | 6.74      | 8.16 | 27.39     | 30.08     | 3.3                    | 6         | 107                     | 0.208                  | SE                |
| B3       | 20190819        | Cloudy  | Light         | Mid-Ebb   | S                  | 1         | 14:27 | 6.66      | 8.16 | 27.27     | 30.06     | 2.78                   | 7         | 107                     | 0.081                  | S                 |
| B3       | 20190819        | Cloudy  | Light         | Mid-Ebb   | S                  | 1         | 14:27 | 6.43      | 8.2  | 24.14     | 30.56     | 2.6                    | 6         | 106                     | 0.165                  | SE                |
| B4       | 20190819        | Cloudy  | Light         | Mid-Ebb   | B                  | 3.6       | 14:35 | 8.73      | 8.19 | 27.61     | 29.82     | 4.73                   | 7         | 108                     | 0.142                  | E                 |
| B4       | 20190819        | Cloudy  | Light         | Mid-Ebb   | B                  | 3.6       | 14:35 | 7.91      | 8.22 | 27.75     | 30.09     | 3.42                   | 6         | 107                     | 0.198                  | SE                |
| B4       | 20190819        | Cloudy  | Light         | Mid-Ebb   | B                  | 3.6       | 14:35 | -         | -    | -         | -         | 4.06                   | -         | -                       | -                      | -                 |
| B4       | 20190819        | Cloudy  | Light         | Mid-Ebb   | S                  | 1         | 14:36 | 7.4       | 8.22 | 27.07     | 30.84     | 3.44                   | 7         | 106                     | 0.241                  | E                 |
| B4       | 20190819        | Cloudy  | Light         | Mid-Ebb   | S                  | 1         | 14:36 | 7.09      | 8.21 | 27.86     | 30.37     | 2.97                   | 8         | 106                     | 0.252                  | S                 |
| C1A      | 20190819        | Cloudy  | Light         | Mid-Ebb   | B                  | 9.3       | 12:42 | 8.21      | 8.16 | 27.81     | 29.23     | 2.55                   | 2         | 105                     | 0.203                  | SE                |
| C1A      | 20190819        | Cloudy  | Light         | Mid-Ebb   | B                  | 9.3       | 12:42 | 8.04      | 8.21 | 27.88     | 29.29     | 2.5                    | 3         | 106                     | 0.115                  | S                 |

Contract No. EP/SP/66/12  
 Integrated Waste Management Facilities, Phase 1  
 Impact Water Quality Monitoring Data

| Location | Date (YYYYMMDD) | Weather | Sea Condition | Tidal   | Water Level note 1 | Depth (m) | Time  | DO (mg/L) | pH   | Sal (ppt) | Temp (°C) | Turbidity (NTU) note 2 | SS (mg/L) | Total Alkalinity (mg/L) | Current Velocity (m/s) | Direction in NESW |
|----------|-----------------|---------|---------------|---------|--------------------|-----------|-------|-----------|------|-----------|-----------|------------------------|-----------|-------------------------|------------------------|-------------------|
| C1A      | 20190819        | Cloudy  | Light         | Mid-Ebb | M                  | 5.15      | 12:43 | 7.91      | 8.25 | 27.4      | 29.16     | 2.67                   | 2         | 106                     | 0.196                  | S                 |
| C1A      | 20190819        | Cloudy  | Light         | Mid-Ebb | M                  | 5.15      | 12:43 | 7.91      | 8.18 | 27.53     | 29.19     | 2.74                   | 2         | 105                     | 0.214                  | S                 |
| C1A      | 20190819        | Cloudy  | Light         | Mid-Ebb | S                  | 1         | 12:44 | 8.51      | 8.29 | 28.07     | 29.11     | 2.7                    | 4         | 106                     | 0.101                  | S                 |
| C1A      | 20190819        | Cloudy  | Light         | Mid-Ebb | S                  | 1         | 12:44 | 8.31      | 8.15 | 27.8      | 29.17     | 2.8                    | 3         | 106                     | 0.086                  | S                 |
| C2A      | 20190819        | Cloudy  | Light         | Mid-Ebb | B                  | 10.3      | 12:43 | 3.3       | 7.91 | 30.93     | 28.74     | 5.93                   | 4         | 113                     | 0.14                   | SE                |
| C2A      | 20190819        | Cloudy  | Light         | Mid-Ebb | B                  | 10.3      | 12:43 | 3.64      | 7.96 | 32.09     | 28.58     | 6.83                   | 4         | 112                     | 0.112                  | S                 |
| C2A      | 20190819        | Cloudy  | Light         | Mid-Ebb | M                  | 5.65      | 12:44 | 4.97      | 8.1  | 27.79     | 29.45     | 2.5                    | 3         | 107                     | 0.13                   | SE                |
| C2A      | 20190819        | Cloudy  | Light         | Mid-Ebb | M                  | 5.65      | 12:44 | 4.76      | 8.11 | 27.91     | 29.41     | 2.97                   | 3         | 107                     | 0.223                  | SE                |
| C2A      | 20190819        | Cloudy  | Light         | Mid-Ebb | S                  | 1         | 12:45 | 6.47      | 8.14 | 26.87     | 30.31     | 2.25                   | 3         | 106                     | 0.248                  | SE                |
| C2A      | 20190819        | Cloudy  | Light         | Mid-Ebb | S                  | 1         | 12:45 | 7.73      | 7.87 | 26.45     | 29.38     | 2.36                   | 4         | 106                     | 0.12                   | S                 |
| F1A      | 20190819        | Cloudy  | Light         | Mid-Ebb | B                  | 7.2       | 14:40 | 8.12      | 8.26 | 27.87     | 29.21     | 2.48                   | 3         | 106                     | 0.092                  | SE                |
| F1A      | 20190819        | Cloudy  | Light         | Mid-Ebb | B                  | 7.2       | 14:40 | 8.3       | 8.29 | 27.99     | 29.1      | 2.95                   | <2        | 106                     | 0.246                  | SE                |
| F1A      | 20190819        | Cloudy  | Light         | Mid-Ebb | M                  | 4.1       | 14:41 | 8.05      | 8.27 | 28.22     | 29.22     | 2.58                   | 3         | 105                     | 0.197                  | S                 |
| F1A      | 20190819        | Cloudy  | Light         | Mid-Ebb | M                  | 4.1       | 14:41 | 8.5       | 8.3  | 27.87     | 29.12     | 2.67                   | 3         | 106                     | 0.184                  | S                 |
| F1A      | 20190819        | Cloudy  | Light         | Mid-Ebb | S                  | 1         | 14:42 | 7.96      | 8.27 | 27.68     | 29.1      | 3.07                   | 3         | 106                     | 0.168                  | SE                |
| F1A      | 20190819        | Cloudy  | Light         | Mid-Ebb | S                  | 1         | 14:42 | 8.42      | 8.29 | 27.77     | 29.15     | 3.02                   | 3         | 106                     | 0.114                  | SE                |
| H1       | 20190819        | Cloudy  | Light         | Mid-Ebb | B                  | 7.1       | 14:10 | 7.36      | 8.17 | 27.19     | 29.56     | 3.51                   | 5         | 108                     | 0.113                  | SE                |
| H1       | 20190819        | Cloudy  | Light         | Mid-Ebb | B                  | 7.1       | 14:10 | 7.15      | 8.21 | 27.08     | 29.49     | 3.66                   | 4         | 108                     | 0.185                  | SE                |
| H1       | 20190819        | Cloudy  | Light         | Mid-Ebb | M                  | 4.05      | 14:11 | 6.93      | 8.26 | 26.86     | 29.56     | 3.13                   | 5         | 108                     | 0.204                  | SE                |
| H1       | 20190819        | Cloudy  | Light         | Mid-Ebb | M                  | 4.05      | 14:11 | 8.69      | 8.26 | 26.75     | 29.48     | 3.32                   | 5         | 107                     | 0.151                  | SE                |
| H1       | 20190819        | Cloudy  | Light         | Mid-Ebb | S                  | 1         | 14:12 | 7.81      | 8.29 | 26.13     | 29.71     | 3.52                   | 7         | 108                     | 0.161                  | S                 |
| H1       | 20190819        | Cloudy  | Light         | Mid-Ebb | S                  | 1         | 14:12 | 7.15      | 8.31 | 27.19     | 29.66     | 2.91                   | 7         | 107                     | 0.195                  | SE                |
| M1       | 20190819        | Cloudy  | Light         | Mid-Ebb | B                  | 7.9       | 15:10 | 8.28      | 8.16 | 28.04     | 29.35     | 2.53                   | 5         | 106                     | 0.207                  | E                 |
| M1       | 20190819        | Cloudy  | Light         | Mid-Ebb | B                  | 7.9       | 15:10 | 7.93      | 8.26 | 28.44     | 29.17     | 2.7                    | 4         | 106                     | 0.237                  | E                 |
| M1       | 20190819        | Cloudy  | Light         | Mid-Ebb | M                  | 4.45      | 15:11 | 8.32      | 8.16 | 27.97     | 29.19     | 2.56                   | 3         | 107                     | 0.083                  | SE                |
| M1       | 20190819        | Cloudy  | Light         | Mid-Ebb | M                  | 4.45      | 15:11 | 7.87      | 8.23 | 27.5      | 29.26     | 2.79                   | 4         | 107                     | 0.18                   | S                 |
| M1       | 20190819        | Cloudy  | Light         | Mid-Ebb | S                  | 1         | 15:12 | 8.33      | 8.26 | 27.52     | 29.2      | 3.1                    | 3         | 106                     | 0.088                  | SE                |
| M1       | 20190819        | Cloudy  | Light         | Mid-Ebb | S                  | 1         | 15:12 | 8.45      | 8.21 | 27.46     | 29.16     | 2.92                   | 4         | 106                     | 0.195                  | S                 |
| CR1      | 20190819        | Cloudy  | Light         | Mid-Ebb | B                  | 11.7      | 13:14 | 6.27      | 8    | 27.47     | 29.66     | 2.74                   | 5         | 106                     | 0.219                  | E                 |

Contract No. EP/SP/66/12  
Integrated Waste Management Facilities, Phase 1  
Impact Water Quality Monitoring Data

| Location | Date (YYYYMMDD) | Weather | Sea Condition | Tidal     | Water Level note 1 | Depth (m) | Time  | DO (mg/L) | pH   | Sal (ppt) | Temp (°C) | Turbidity (NTU) note 2 | SS (mg/L) | Total Alkalinity (mg/L) | Current Velocity (m/s) | Direction in NESW |
|----------|-----------------|---------|---------------|-----------|--------------------|-----------|-------|-----------|------|-----------|-----------|------------------------|-----------|-------------------------|------------------------|-------------------|
| CR1      | 20190819        | Cloudy  | Light         | Mid-Ebb   | B                  | 11.7      | 13:14 | 6.34      | 8.01 | 27.54     | 29.54     | 2.97                   | 6         | 107                     | 0.098                  | SE                |
| CR1      | 20190819        | Cloudy  | Light         | Mid-Ebb   | M                  | 6.35      | 13:15 | 6.11      | 8.08 | 26.68     | 29.55     | 2.45                   | 5         | 107                     | 0.215                  | SE                |
| CR1      | 20190819        | Cloudy  | Light         | Mid-Ebb   | M                  | 6.35      | 13:15 | 6.54      | 8.09 | 27.34     | 29.63     | 2.24                   | 6         | 106                     | 0.147                  | S                 |
| CR1      | 20190819        | Cloudy  | Light         | Mid-Ebb   | S                  | 1         | 13:16 | 6.16      | 8.08 | 26.4      | 30.27     | 2.34                   | 4         | 106                     | 0.164                  | SE                |
| CR1      | 20190819        | Cloudy  | Light         | Mid-Ebb   | S                  | 1         | 13:16 | 6.49      | 8.1  | 26.63     | 29.95     | 2.17                   | 2         | 106                     | 0.099                  | SE                |
| CR2      | 20190819        | Cloudy  | Light         | Mid-Ebb   | B                  | 10.2      | 13:39 | 6.41      | 8.03 | 31.33     | 28.97     | 2.6                    | 6         | 108                     | 0.111                  | S                 |
| CR2      | 20190819        | Cloudy  | Light         | Mid-Ebb   | B                  | 10.2      | 13:39 | 6.51      | 8.01 | 33.27     | 28.26     | 2.5                    | 6         | 111                     | 0.22                   | SE                |
| CR2      | 20190819        | Cloudy  | Light         | Mid-Ebb   | M                  | 5.6       | 13:40 | 6.21      | 8.06 | 31.17     | 28.71     | 2.25                   | 3         | 106                     | 0.169                  | SE                |
| CR2      | 20190819        | Cloudy  | Light         | Mid-Ebb   | M                  | 5.6       | 13:40 | 5.83      | 8.17 | 27.16     | 29.8      | 2.2                    | 3         | 109                     | 0.079                  | SE                |
| CR2      | 20190819        | Cloudy  | Light         | Mid-Ebb   | S                  | 1         | 13:41 | 5.96      | 8.15 | 26.78     | 30.34     | 2.32                   | 2         | 106                     | 0.105                  | E                 |
| CR2      | 20190819        | Cloudy  | Light         | Mid-Ebb   | S                  | 1         | 13:41 | 5.6       | 8.17 | 27.87     | 30.15     | 2.56                   | 3         | 107                     | 0.208                  | E                 |
| S1       | 20190819        | Cloudy  | Light         | Mid-Ebb   | B                  | 4.2       | 13:32 | 7.9       | 8.19 | 28.31     | 29.14     | 2.65                   | 3         | 106                     | 0.131                  | SE                |
| S1       | 20190819        | Cloudy  | Light         | Mid-Ebb   | B                  | 4.2       | 13:32 | 8.43      | 8.27 | 28.2      | 29.21     | 2.48                   | 3         | 107                     | 0.113                  | S                 |
| S1       | 20190819        | Cloudy  | Light         | Mid-Ebb   | S                  | 1         | 13:33 | 7.92      | 8.3  | 28.38     | 29.17     | 2.77                   | 4         | 106                     | 0.126                  | SE                |
| S1       | 20190819        | Cloudy  | Light         | Mid-Ebb   | S                  | 1         | 13:33 | 7.88      | 8.2  | 27.75     | 29.26     | 2.7                    | 3         | 105                     | 0.091                  | S                 |
| S2A      | 20190819        | Cloudy  | Light         | Mid-Ebb   | B                  | 7.7       | 13:53 | 6.07      | 8.14 | 28.24     | 29.74     | 3.68                   | 6         | 112                     | 0.087                  | E                 |
| S2A      | 20190819        | Cloudy  | Light         | Mid-Ebb   | B                  | 7.7       | 13:53 | 6.22      | 8.16 | 28.22     | 29.68     | 4.08                   | 6         | 111                     | 0.142                  | SE                |
| S2A      | 20190819        | Cloudy  | Light         | Mid-Ebb   | M                  | 4.35      | 13:54 | 6.79      | 8.24 | 28.02     | 29.67     | 3.56                   | 5         | 107                     | 0.203                  | S                 |
| S2A      | 20190819        | Cloudy  | Light         | Mid-Ebb   | M                  | 4.35      | 13:54 | 5.91      | 8.19 | 29.04     | 29.74     | 2.96                   | 5         | 109                     | 0.094                  | S                 |
| S2A      | 20190819        | Cloudy  | Light         | Mid-Ebb   | S                  | 1         | 13:55 | 5.61      | 8.14 | 28.19     | 30.47     | 1.49                   | 4         | 107                     | 0.122                  | S                 |
| S2A      | 20190819        | Cloudy  | Light         | Mid-Ebb   | S                  | 1         | 13:55 | 6.21      | 8.21 | 28.22     | 30.18     | 2.01                   | 4         | 107                     | 0.125                  | E                 |
| S3       | 20190819        | Cloudy  | Light         | Mid-Ebb   | B                  | 9.7       | 13:18 | 5.86      | 8.07 | 30.08     | 28.03     | 5.1                    | 8         | 114                     | 0.147                  | S                 |
| S3       | 20190819        | Cloudy  | Light         | Mid-Ebb   | B                  | 9.7       | 13:18 | 5.64      | 8.08 | 30.01     | 27.94     | 5.6                    | 7         | 111                     | 0.116                  | S                 |
| S3       | 20190819        | Cloudy  | Light         | Mid-Ebb   | M                  | 5.35      | 13:19 | 5.4       | 8.18 | 25.67     | 29.29     | 4.41                   | 4         | 107                     | 0.155                  | SE                |
| S3       | 20190819        | Cloudy  | Light         | Mid-Ebb   | M                  | 5.35      | 13:19 | 5.84      | 8.18 | 25.56     | 29.33     | 3.71                   | 4         | 107                     | 0.24                   | SE                |
| S3       | 20190819        | Cloudy  | Light         | Mid-Ebb   | S                  | 1         | 13:20 | 5.89      | 8.19 | 27.7      | 30.17     | 1.95                   | 4         | 107                     | 0.181                  | S                 |
| S3       | 20190819        | Cloudy  | Light         | Mid-Ebb   | S                  | 1         | 13:20 | 5.66      | 8.19 | 27.86     | 29.99     | 2.07                   | 5         | 107                     | 0.142                  | E                 |
| B1       | 20190821        | Sunny   | Moderate      | Mid-Flood | B                  | 4.1       | 8:49  | 6.44      | 8.19 | 24.2      | 27.97     | 2.76                   | 5         | 109                     | 0.267                  | W                 |
| B1       | 20190821        | Sunny   | Moderate      | Mid-Flood | B                  | 4.1       | 8:49  | 6.47      | 8.15 | 24.3      | 27.81     | 2.52                   | 6         | 109                     | 0.244                  | NW                |



Contract No. EP/SP/66/12  
 Integrated Waste Management Facilities, Phase 1  
 Impact Water Quality Monitoring Data

| Location | Date (YYYYMMDD) | Weather | Sea Condition | Tidal     | Water Level note 1 | Depth (m) | Time | DO (mg/L) | pH   | Sal (ppt) | Temp (°C) | Turbidity (NTU) note 2 | SS (mg/L) | Total Alkalinity (mg/L) | Current Velocity (m/s) | Direction in NESW |
|----------|-----------------|---------|---------------|-----------|--------------------|-----------|------|-----------|------|-----------|-----------|------------------------|-----------|-------------------------|------------------------|-------------------|
| B1       | 20190821        | Sunny   | Moderate      | Mid-Flood | S                  | 1         | 8:50 | 6.36      | 7.98 | 24.2      | 27.81     | 2.86                   | 9         | 110                     | 0.27                   | W                 |
| B1       | 20190821        | Sunny   | Moderate      | Mid-Flood | S                  | 1         | 8:50 | 6.39      | 7.94 | 24.2      | 27.86     | 3                      | 9         | 109                     | 0.277                  | W                 |
| B2       | 20190821        | Sunny   | Moderate      | Mid-Flood | B                  | 4.2       | 9:08 | 6.92      | 8.08 | 23.9      | 27.94     | 2.68                   | 6         | 109                     | 0.123                  | W                 |
| B2       | 20190821        | Sunny   | Moderate      | Mid-Flood | B                  | 4.2       | 9:08 | 6.65      | 8.11 | 23.7      | 27.89     | 2.45                   | 6         | 109                     | 0.276                  | W                 |
| B2       | 20190821        | Sunny   | Moderate      | Mid-Flood | S                  | 1         | 9:09 | 6.75      | 8.18 | 24.1      | 27.93     | 2.78                   | 8         | 108                     | 0.139                  | W                 |
| B2       | 20190821        | Sunny   | Moderate      | Mid-Flood | S                  | 1         | 9:09 | 6.84      | 8.11 | 23.7      | 27.91     | 3.26                   | 8         | 108                     | 0.189                  | W                 |
| B3       | 20190821        | Sunny   | Moderate      | Mid-Flood | B                  | 3.9       | 8:37 | 7.5       | 7.9  | 24.5      | 28.14     | 2.77                   | 8         | 109                     | 0.249                  | W                 |
| B3       | 20190821        | Sunny   | Moderate      | Mid-Flood | B                  | 3.9       | 8:37 | 6.93      | 7.8  | 24.4      | 28.22     | 2.82                   | 8         | 108                     | 0.283                  | SW                |
| B3       | 20190821        | Sunny   | Moderate      | Mid-Flood | S                  | 1         | 8:38 | 6.98      | 8.03 | 25        | 28.13     | 3.23                   | 7         | 109                     | 0.199                  | W                 |
| B3       | 20190821        | Sunny   | Moderate      | Mid-Flood | S                  | 1         | 8:38 | 7.04      | 8.11 | 24.4      | 28.24     | 3.07                   | 7         | 108                     | 0.255                  | W                 |
| B4       | 20190821        | Sunny   | Moderate      | Mid-Flood | B                  | 3.8       | 8:49 | 6.87      | 8.1  | 24.5      | 28.12     | 2.67                   | 7         | 108                     | 0.207                  | W                 |
| B4       | 20190821        | Sunny   | Moderate      | Mid-Flood | B                  | 3.8       | 8:49 | 7.19      | 7.94 | 24.9      | 28.12     | 2.71                   | 7         | 108                     | 0.238                  | NW                |
| B4       | 20190821        | Sunny   | Moderate      | Mid-Flood | S                  | 1         | 8:50 | 7.11      | 7.89 | 24.3      | 28.17     | 2.89                   | 7         | 109                     | 0.187                  | W                 |
| B4       | 20190821        | Sunny   | Moderate      | Mid-Flood | S                  | 1         | 8:50 | 7.35      | 7.78 | 25        | 28.19     | 2.94                   | 6         | 108                     | 0.162                  | W                 |
| C1A      | 20190821        | Sunny   | Moderate      | Mid-Flood | B                  | 10        | 8:26 | 6.77      | 7.88 | 23.9      | 27.96     | 2.33                   | 7         | 109                     | 0.157                  | SW                |
| C1A      | 20190821        | Sunny   | Moderate      | Mid-Flood | B                  | 10        | 8:26 | 6.46      | 7.99 | 25.1      | 27.82     | 2.49                   | 7         | 108                     | 0.181                  | W                 |
| C1A      | 20190821        | Sunny   | Moderate      | Mid-Flood | M                  | 5.5       | 8:27 | 6.88      | 7.86 | 24        | 27.9      | 2.56                   | 6         | 108                     | 0.283                  | W                 |
| C1A      | 20190821        | Sunny   | Moderate      | Mid-Flood | M                  | 5.5       | 8:27 | 6.38      | 8.14 | 24.6      | 27.81     | 2.73                   | 6         | 108                     | 0.202                  | W                 |
| C1A      | 20190821        | Sunny   | Moderate      | Mid-Flood | S                  | 1         | 8:28 | 6.56      | 8.15 | 24.3      | 27.89     | 2.91                   | 6         | 108                     | 0.223                  | W                 |
| C1A      | 20190821        | Sunny   | Moderate      | Mid-Flood | S                  | 1         | 8:28 | 6.55      | 7.85 | 24.7      | 27.8      | 3.21                   | 6         | 109                     | 0.198                  | W                 |
| C2A      | 20190821        | Sunny   | Moderate      | Mid-Flood | B                  | 10.6      | 8:01 | 7.5       | 7.8  | 24.5      | 28.17     | 2.86                   | 5         | 109                     | 0.283                  | W                 |
| C2A      | 20190821        | Sunny   | Moderate      | Mid-Flood | B                  | 10.6      | 8:01 | 7.35      | 7.78 | 24.6      | 28.22     | 2.82                   | 6         | 109                     | 0.133                  | W                 |
| C2A      | 20190821        | Sunny   | Moderate      | Mid-Flood | M                  | 5.8       | 8:02 | 7.67      | 7.99 | 24.2      | 28.16     | 2.89                   | 7         | 109                     | 0.205                  | SW                |
| C2A      | 20190821        | Sunny   | Moderate      | Mid-Flood | M                  | 5.8       | 8:02 | 7.08      | 8.11 | 25.1      | 28.16     | 3.08                   | 7         | 109                     | 0.136                  | W                 |
| C2A      | 20190821        | Sunny   | Moderate      | Mid-Flood | S                  | 1         | 8:03 | 7.24      | 7.91 | 24.2      | 28.22     | 2.83                   | 6         | 109                     | 0.233                  | SW                |
| C2A      | 20190821        | Sunny   | Moderate      | Mid-Flood | S                  | 1         | 8:03 | 6.96      | 7.87 | 24.3      | 28.14     | 2.82                   | 6         | 108                     | 0.21                   | W                 |
| F1A      | 20190821        | Sunny   | Moderate      | Mid-Flood | B                  | 7.8       | 9:17 | 7.5       | 7.79 | 25.3      | 28.26     | 2.82                   | 8         | 108                     | 0.241                  | W                 |
| F1A      | 20190821        | Sunny   | Moderate      | Mid-Flood | B                  | 7.8       | 9:17 | 6.8       | 7.82 | 25.2      | 28.21     | 2.84                   | 8         | 109                     | 0.153                  | NW                |
| F1A      | 20190821        | Sunny   | Moderate      | Mid-Flood | M                  | 4.4       | 9:18 | 6.84      | 7.83 | 24.2      | 28.16     | 2.68                   | 8         | 108                     | 0.29                   | NW                |

Contract No. EP/SP/66/12  
Integrated Waste Management Facilities, Phase 1  
Impact Water Quality Monitoring Data

| Location | Date (YYYYMMDD) | Weather | Sea Condition | Tidal     | Water Level note 1 | Depth (m) | Time  | DO (mg/L) | pH   | Sal (ppt) | Temp (°C) | Turbidity (NTU) note 2 | SS (mg/L) | Total Alkalinity (mg/L) | Current Velocity (m/s) | Direction in NESW |
|----------|-----------------|---------|---------------|-----------|--------------------|-----------|-------|-----------|------|-----------|-----------|------------------------|-----------|-------------------------|------------------------|-------------------|
| F1A      | 20190821        | Sunny   | Moderate      | Mid-Flood | M                  | 4.4       | 9:18  | 7.13      | 8.12 | 24.9      | 28.18     | 3.06                   | 8         | 108                     | 0.263                  | W                 |
| F1A      | 20190821        | Sunny   | Moderate      | Mid-Flood | S                  | 1         | 9:19  | 6.93      | 7.77 | 24.6      | 28.13     | 3.25                   | 7         | 108                     | 0.27                   | SW                |
| F1A      | 20190821        | Sunny   | Moderate      | Mid-Flood | S                  | 1         | 9:19  | 7.53      | 8.08 | 25        | 28.11     | 3.21                   | 6         | 108                     | 0.26                   | W                 |
| H1       | 20190821        | Sunny   | Moderate      | Mid-Flood | B                  | 7.6       | 8:20  | 7.25      | 7.97 | 24.9      | 28.25     | 2.81                   | 6         | 109                     | 0.155                  | W                 |
| H1       | 20190821        | Sunny   | Moderate      | Mid-Flood | B                  | 7.6       | 8:20  | 7.03      | 8.06 | 24.6      | 28.24     | 2.39                   | 6         | 108                     | 0.265                  | W                 |
| H1       | 20190821        | Sunny   | Moderate      | Mid-Flood | M                  | 4.3       | 8:21  | 6.91      | 8.06 | 24.2      | 28.22     | 2.94                   | 6         | 109                     | 0.18                   | W                 |
| H1       | 20190821        | Sunny   | Moderate      | Mid-Flood | M                  | 4.3       | 8:21  | 7.32      | 7.75 | 24.5      | 28.2      | 2.57                   | 5         | 108                     | 0.143                  | SW                |
| H1       | 20190821        | Sunny   | Moderate      | Mid-Flood | S                  | 1         | 8:22  | 7.16      | 7.88 | 24.6      | 28.18     | 3.09                   | 4         | 108                     | 0.188                  | W                 |
| H1       | 20190821        | Sunny   | Moderate      | Mid-Flood | S                  | 1         | 8:22  | 7.29      | 7.88 | 25.3      | 28.26     | 3.21                   | 5         | 109                     | 0.146                  | W                 |
| M1       | 20190821        | Sunny   | Moderate      | Mid-Flood | B                  | 7.6       | 9:52  | 6.82      | 8.14 | 24.4      | 28.16     | 2.66                   | 18        | 109                     | 0.228                  | W                 |
| M1       | 20190821        | Sunny   | Moderate      | Mid-Flood | B                  | 7.6       | 9:52  | 6.88      | 7.92 | 24.3      | 28.1      | 2.9                    | 19        | 108                     | 0.275                  | W                 |
| M1       | 20190821        | Sunny   | Moderate      | Mid-Flood | M                  | 4.3       | 9:53  | 7.39      | 7.94 | 24.6      | 28.23     | 2.64                   | 10        | 109                     | 0.263                  | W                 |
| M1       | 20190821        | Sunny   | Moderate      | Mid-Flood | M                  | 4.3       | 9:53  | 7.61      | 7.93 | 25.1      | 28.22     | 3.06                   | 10        | 109                     | 0.207                  | W                 |
| M1       | 20190821        | Sunny   | Moderate      | Mid-Flood | S                  | 1         | 9:54  | 7.38      | 7.89 | 25.2      | 28.12     | 2.91                   | 6         | 109                     | 0.198                  | SW                |
| M1       | 20190821        | Sunny   | Moderate      | Mid-Flood | S                  | 1         | 9:54  | 6.81      | 7.77 | 25.2      | 28.24     | 2.82                   | 6         | 109                     | 0.23                   | W                 |
| CR1      | 20190821        | Sunny   | Moderate      | Mid-Flood | B                  | 11        | 9:59  | 6.44      | 7.86 | 24.3      | 27.82     | 2.82                   | 8         | 109                     | 0.183                  | NW                |
| CR1      | 20190821        | Sunny   | Moderate      | Mid-Flood | B                  | 11        | 9:59  | 6.86      | 7.85 | 24        | 27.97     | 2.33                   | 8         | 109                     | 0.172                  | SW                |
| CR1      | 20190821        | Sunny   | Moderate      | Mid-Flood | M                  | 6         | 10:00 | 6.78      | 7.97 | 25.1      | 27.89     | 2.79                   | 7         | 109                     | 0.232                  | W                 |
| CR1      | 20190821        | Sunny   | Moderate      | Mid-Flood | M                  | 6         | 10:00 | 7.09      | 8    | 24.8      | 27.97     | 2.91                   | 7         | 110                     | 0.292                  | W                 |
| CR1      | 20190821        | Sunny   | Moderate      | Mid-Flood | S                  | 1         | 10:01 | 6.61      | 8.18 | 24.4      | 27.89     | 3.21                   | 7         | 108                     | 0.175                  | W                 |
| CR1      | 20190821        | Sunny   | Moderate      | Mid-Flood | S                  | 1         | 10:01 | 6.64      | 8.02 | 23.9      | 27.9      | 3                      | 7         | 109                     | 0.287                  | W                 |
| CR2      | 20190821        | Sunny   | Moderate      | Mid-Flood | B                  | 10.6      | 9:35  | 7.18      | 8.02 | 24.3      | 27.83     | 2.63                   | 6         | 109                     | 0.232                  | W                 |
| CR2      | 20190821        | Sunny   | Moderate      | Mid-Flood | B                  | 10.6      | 9:35  | 6.96      | 7.96 | 24        | 27.95     | 2.79                   | 6         | 110                     | 0.131                  | SW                |
| CR2      | 20190821        | Sunny   | Moderate      | Mid-Flood | M                  | 5.8       | 9:36  | 6.85      | 8.15 | 24.4      | 27.82     | 2.75                   | 7         | 110                     | 0.246                  | W                 |
| CR2      | 20190821        | Sunny   | Moderate      | Mid-Flood | M                  | 5.8       | 9:36  | 6.87      | 8.14 | 24.7      | 27.96     | 3                      | 8         | 109                     | 0.237                  | SW                |
| CR2      | 20190821        | Sunny   | Moderate      | Mid-Flood | S                  | 1         | 9:37  | 6.7       | 8.09 | 24.9      | 27.91     | 3.02                   | 8         | 109                     | 0.142                  | SW                |
| CR2      | 20190821        | Sunny   | Moderate      | Mid-Flood | S                  | 1         | 9:37  | 6.49      | 8.16 | 23.9      | 27.83     | 2.88                   | 8         | 109                     | 0.179                  | NW                |
| S1       | 20190821        | Sunny   | Moderate      | Mid-Flood | B                  | 4.1       | 8:58  | 6.4       | 7.91 | 24.1      | 27.85     | 2.47                   | 9         | 108                     | 0.128                  | NW                |
| S1       | 20190821        | Sunny   | Moderate      | Mid-Flood | B                  | 4.1       | 8:58  | 6.59      | 7.85 | 24.9      | 27.91     | 2.77                   | 9         | 108                     | 0.139                  | W                 |

Contract No. EP/SP/66/12  
 Integrated Waste Management Facilities, Phase 1  
 Impact Water Quality Monitoring Data

| Location | Date (YYYYMMDD) | Weather | Sea Condition | Tidal     | Water Level note 1 | Depth (m) | Time  | DO (mg/L) | pH   | Sal (ppt) | Temp (°C) | Turbidity (NTU) note 2 | SS (mg/L) | Total Alkalinity (mg/L) | Current Velocity (m/s) | Direction in NESW |
|----------|-----------------|---------|---------------|-----------|--------------------|-----------|-------|-----------|------|-----------|-----------|------------------------|-----------|-------------------------|------------------------|-------------------|
| S1       | 20190821        | Sunny   | Moderate      | Mid-Flood | S                  | 1         | 8:59  | 6.86      | 8.04 | 24.9      | 27.9      | 2.82                   | 8         | 108                     | 0.18                   | W                 |
| S1       | 20190821        | Sunny   | Moderate      | Mid-Flood | S                  | 1         | 8:59  | 6.34      | 8.13 | 24.7      | 27.93     | 2.98                   | 8         | 109                     | 0.22                   | NW                |
| S2A      | 20190821        | Sunny   | Moderate      | Mid-Flood | B                  | 8.1       | 9:23  | 6.79      | 8    | 23.7      | 27.86     | 2.85                   | 8         | 109                     | 0.188                  | SW                |
| S2A      | 20190821        | Sunny   | Moderate      | Mid-Flood | B                  | 8.1       | 9:23  | 7.03      | 7.93 | 23.8      | 27.8      | 2.36                   | 8         | 108                     | 0.233                  | W                 |
| S2A      | 20190821        | Sunny   | Moderate      | Mid-Flood | M                  | 4.55      | 9:24  | 6.31      | 7.88 | 25        | 27.81     | 3.11                   | 8         | 109                     | 0.176                  | W                 |
| S2A      | 20190821        | Sunny   | Moderate      | Mid-Flood | M                  | 4.55      | 9:24  | 6.56      | 8.06 | 24.3      | 27.87     | 2.92                   | 8         | 109                     | 0.13                   | W                 |
| S2A      | 20190821        | Sunny   | Moderate      | Mid-Flood | S                  | 1         | 9:25  | 6.37      | 7.88 | 24.2      | 27.95     | 3.12                   | 8         | 109                     | 0.279                  | SW                |
| S2A      | 20190821        | Sunny   | Moderate      | Mid-Flood | S                  | 1         | 9:25  | 6.85      | 8.11 | 24.9      | 27.97     | 3.03                   | 8         | 108                     | 0.29                   | W                 |
| S3       | 20190821        | Sunny   | Moderate      | Mid-Flood | B                  | 8.4       | 9:45  | 6.68      | 7.93 | 24.2      | 27.82     | 2.34                   | 7         | 110                     | 0.284                  | SW                |
| S3       | 20190821        | Sunny   | Moderate      | Mid-Flood | B                  | 8.4       | 9:45  | 7.16      | 7.99 | 24.2      | 27.95     | 2.75                   | 8         | 109                     | 0.189                  | W                 |
| S3       | 20190821        | Sunny   | Moderate      | Mid-Flood | M                  | 4.7       | 9:46  | 6.82      | 8    | 24.7      | 27.8      | 2.81                   | 7         | 108                     | 0.221                  | SW                |
| S3       | 20190821        | Sunny   | Moderate      | Mid-Flood | M                  | 4.7       | 9:46  | 6.93      | 8.07 | 25        | 27.94     | 2.64                   | 8         | 109                     | 0.177                  | NW                |
| S3       | 20190821        | Sunny   | Moderate      | Mid-Flood | S                  | 1         | 9:47  | 6.88      | 8.09 | 23.7      | 27.8      | 2.88                   | 8         | 109                     | 0.166                  | NW                |
| S3       | 20190821        | Sunny   | Moderate      | Mid-Flood | S                  | 1         | 9:47  | 6.64      | 8.1  | 24.9      | 27.82     | 3.1                    | 8         | 108                     | 0.29                   | NW                |
| B1       | 20190821        | Sunny   | Moderate      | Mid-Ebb   | B                  | 4         | 15:49 | 7.1       | 8    | 25.3      | 29.66     | 2.91                   | 7         | 110                     | 0.218                  | E                 |
| B1       | 20190821        | Sunny   | Moderate      | Mid-Ebb   | B                  | 4         | 15:49 | 6.56      | 8.09 | 25.4      | 29.71     | 2.86                   | 7         | 109                     | 0.092                  | S                 |
| B1       | 20190821        | Sunny   | Moderate      | Mid-Ebb   | S                  | 1         | 15:50 | 6.82      | 8.04 | 26        | 29.74     | 2.9                    | 6         | 109                     | 0.198                  | SE                |
| B1       | 20190821        | Sunny   | Moderate      | Mid-Ebb   | S                  | 1         | 15:50 | 7.03      | 8.08 | 25.3      | 29.69     | 3.02                   | 6         | 109                     | 0.197                  | SE                |
| B2       | 20190821        | Sunny   | Moderate      | Mid-Ebb   | B                  | 4         | 16:09 | 6.92      | 8.15 | 26.4      | 29.52     | 2.65                   | 8         | 109                     | 0.088                  | SE                |
| B2       | 20190821        | Sunny   | Moderate      | Mid-Ebb   | B                  | 4         | 16:09 | 7.09      | 8.2  | 25.3      | 29.64     | 2.92                   | 8         | 110                     | 0.156                  | SE                |
| B2       | 20190821        | Sunny   | Moderate      | Mid-Ebb   | S                  | 1         | 16:10 | 6.89      | 8.12 | 25.5      | 29.53     | 2.74                   | 8         | 109                     | 0.217                  | E                 |
| B2       | 20190821        | Sunny   | Moderate      | Mid-Ebb   | S                  | 1         | 16:10 | 6.81      | 7.93 | 25.5      | 29.76     | 2.86                   | 8         | 109                     | 0.099                  | SE                |
| B3       | 20190821        | Sunny   | Moderate      | Mid-Ebb   | B                  | 4.1       | 15:57 | 6.77      | 7.79 | 25        | 29.54     | 2.52                   | 8         | 109                     | 0.209                  | S                 |
| B3       | 20190821        | Sunny   | Moderate      | Mid-Ebb   | B                  | 4.1       | 15:57 | 6.73      | 7.85 | 25.4      | 29.57     | 2.88                   | 8         | 109                     | 0.227                  | E                 |
| B3       | 20190821        | Sunny   | Moderate      | Mid-Ebb   | S                  | 1         | 15:58 | 6.84      | 7.91 | 25        | 29.53     | 3.17                   | 7         | 109                     | 0.231                  | SE                |
| B3       | 20190821        | Sunny   | Moderate      | Mid-Ebb   | S                  | 1         | 15:58 | 6.87      | 7.74 | 24.6      | 29.57     | 3.24                   | 7         | 109                     | 0.101                  | SE                |
| B4       | 20190821        | Sunny   | Moderate      | Mid-Ebb   | B                  | 3.2       | 16:08 | 6.84      | 7.92 | 24.9      | 29.59     | 2.83                   | 6         | 109                     | 0.09                   | SE                |
| B4       | 20190821        | Sunny   | Moderate      | Mid-Ebb   | B                  | 3.2       | 16:08 | 6.9       | 7.95 | 24.7      | 29.33     | 2.66                   | 7         | 108                     | 0.151                  | S                 |
| B4       | 20190821        | Sunny   | Moderate      | Mid-Ebb   | S                  | 1         | 16:09 | 6.97      | 7.93 | 24.9      | 29.55     | 2.88                   | 8         | 109                     | 0.226                  | SE                |

Contract No. EP/SP/66/12  
 Integrated Waste Management Facilities, Phase 1  
 Impact Water Quality Monitoring Data

| Location | Date (YYYYMMDD) | Weather | Sea Condition | Tidal   | Water Level note 1 | Depth (m) | Time  | DO (mg/L) | pH   | Sal (ppt) | Temp (°C) | Turbidity (NTU) note 2 | SS (mg/L) | Total Alkalinity (mg/L) | Current Velocity (m/s) | Direction in NESW |
|----------|-----------------|---------|---------------|---------|--------------------|-----------|-------|-----------|------|-----------|-----------|------------------------|-----------|-------------------------|------------------------|-------------------|
| B4       | 20190821        | Sunny   | Moderate      | Mid-Ebb | S                  | 1         | 16:09 | 6.86      | 7.82 | 24.3      | 29.5      | 2.83                   | 8         | 108                     | 0.241                  | E                 |
| C1A      | 20190821        | Sunny   | Moderate      | Mid-Ebb | B                  | 8.8       | 15:27 | 7         | 8.01 | 26.4      | 29.54     | 2.48                   | 8         | 109                     | 0.201                  | S                 |
| C1A      | 20190821        | Sunny   | Moderate      | Mid-Ebb | B                  | 8.8       | 15:27 | 7.23      | 7.9  | 26.3      | 29.73     | 2.81                   | 8         | 109                     | 0.093                  | SE                |
| C1A      | 20190821        | Sunny   | Moderate      | Mid-Ebb | M                  | 4.9       | 15:28 | 7.11      | 7.9  | 26        | 29.71     | 3.11                   | 7         | 108                     | 0.094                  | SE                |
| C1A      | 20190821        | Sunny   | Moderate      | Mid-Ebb | M                  | 4.9       | 15:28 | 6.81      | 8.23 | 26.1      | 29.59     | 2.72                   | 7         | 109                     | 0.246                  | S                 |
| C1A      | 20190821        | Sunny   | Moderate      | Mid-Ebb | S                  | 1         | 15:29 | 6.76      | 7.97 | 25.4      | 29.57     | 2.86                   | 7         | 109                     | 0.231                  | S                 |
| C1A      | 20190821        | Sunny   | Moderate      | Mid-Ebb | S                  | 1         | 15:29 | 6.92      | 8.05 | 25.9      | 29.73     | 3.13                   | 8         | 108                     | 0.164                  | SE                |
| C2A      | 20190821        | Sunny   | Moderate      | Mid-Ebb | B                  | 11.5      | 15:20 | 6.93      | 7.97 | 25.3      | 29.44     | 2.51                   | 7         | 109                     | 0.23                   | SE                |
| C2A      | 20190821        | Sunny   | Moderate      | Mid-Ebb | B                  | 11.5      | 15:20 | 6.73      | 8.01 | 24.3      | 29.54     | 3.02                   | 8         | 109                     | 0.239                  | SE                |
| C2A      | 20190821        | Sunny   | Moderate      | Mid-Ebb | M                  | 6.25      | 15:21 | 6.79      | 7.89 | 24.2      | 29.38     | 3.04                   | 7         | 108                     | 0.204                  | SE                |
| C2A      | 20190821        | Sunny   | Moderate      | Mid-Ebb | M                  | 6.25      | 15:21 | 6.87      | 7.86 | 24.9      | 29.44     | 2.69                   | 8         | 109                     | 0.177                  | S                 |
| C2A      | 20190821        | Sunny   | Moderate      | Mid-Ebb | S                  | 1         | 15:22 | 5.94      | 8.04 | 24.4      | 29.52     | 2.78                   | 8         | 110                     | 0.09                   | S                 |
| C2A      | 20190821        | Sunny   | Moderate      | Mid-Ebb | S                  | 1         | 15:22 | 6.02      | 7.8  | 24.3      | 29.56     | 3.08                   | 8         | 109                     | 0.214                  | SE                |
| F1A      | 20190821        | Sunny   | Moderate      | Mid-Ebb | B                  | 6.9       | 16:38 | 6.78      | 7.96 | 24.5      | 29.39     | 2.67                   | 8         | 109                     | 0.24                   | S                 |
| F1A      | 20190821        | Sunny   | Moderate      | Mid-Ebb | B                  | 6.9       | 16:38 | 6.96      | 8.03 | 25.4      | 29.45     | 2.98                   | 8         | 109                     | 0.085                  | SE                |
| F1A      | 20190821        | Sunny   | Moderate      | Mid-Ebb | M                  | 3.95      | 16:39 | 6.65      | 7.72 | 24.7      | 29.35     | 2.74                   | 9         | 108                     | 0.139                  | E                 |
| F1A      | 20190821        | Sunny   | Moderate      | Mid-Ebb | M                  | 3.95      | 16:39 | 6.7       | 7.7  | 24.2      | 29.46     | 2.94                   | 8         | 108                     | 0.22                   | SE                |
| F1A      | 20190821        | Sunny   | Moderate      | Mid-Ebb | S                  | 1         | 16:40 | 6.7       | 7.91 | 25.1      | 29.56     | 2.8                    | 8         | 109                     | 0.096                  | S                 |
| F1A      | 20190821        | Sunny   | Moderate      | Mid-Ebb | S                  | 1         | 16:40 | 6.91      | 7.78 | 24.2      | 29.5      | 3.05                   | 9         | 109                     | 0.198                  | SE                |
| H1       | 20190821        | Sunny   | Moderate      | Mid-Ebb | B                  | 7         | 15:39 | 6.77      | 7.93 | 25.1      | 29.6      | 2.69                   | 8         | 109                     | 0.142                  | S                 |
| H1       | 20190821        | Sunny   | Moderate      | Mid-Ebb | B                  | 7         | 15:39 | 6.93      | 7.72 | 25.4      | 29.32     | 2.75                   | 8         | 109                     | 0.164                  | E                 |
| H1       | 20190821        | Sunny   | Moderate      | Mid-Ebb | M                  | 4         | 15:40 | 6.93      | 7.95 | 25        | 29.36     | 2.89                   | 8         | 109                     | 0.174                  | SE                |
| H1       | 20190821        | Sunny   | Moderate      | Mid-Ebb | M                  | 4         | 15:40 | 6.88      | 7.85 | 25.2      | 29.51     | 2.69                   | 8         | 109                     | 0.155                  | S                 |
| H1       | 20190821        | Sunny   | Moderate      | Mid-Ebb | S                  | 1         | 15:41 | 6.88      | 7.78 | 24.3      | 29.38     | 3.04                   | 8         | 109                     | 0.174                  | SE                |
| H1       | 20190821        | Sunny   | Moderate      | Mid-Ebb | S                  | 1         | 15:41 | 6.94      | 7.8  | 25.4      | 29.52     | 3                      | 8         | 109                     | 0.174                  | SE                |
| M1       | 20190821        | Sunny   | Moderate      | Mid-Ebb | B                  | 8.1       | 17:12 | 6.89      | 8.04 | 24.7      | 29.36     | 3.02                   | 8         | 109                     | 0.133                  | S                 |
| M1       | 20190821        | Sunny   | Moderate      | Mid-Ebb | B                  | 8.1       | 17:12 | 6.9       | 7.96 | 25.3      | 29.5      | 2.68                   | 8         | 109                     | 0.243                  | S                 |
| M1       | 20190821        | Sunny   | Moderate      | Mid-Ebb | M                  | 4.55      | 17:13 | 6.8       | 7.74 | 24.4      | 29.44     | 2.57                   | 9         | 109                     | 0.092                  | S                 |
| M1       | 20190821        | Sunny   | Moderate      | Mid-Ebb | M                  | 4.55      | 17:13 | 6.81      | 7.72 | 24.2      | 29.39     | 2.96                   | 8         | 109                     | 0.252                  | S                 |

Contract No. EP/SP/66/12  
Integrated Waste Management Facilities, Phase 1  
Impact Water Quality Monitoring Data

| Location | Date (YYYYMMDD) | Weather | Sea Condition | Tidal   | Water Level note 1 | Depth (m) | Time  | DO (mg/L) | pH   | Sal (ppt) | Temp (°C) | Turbidity (NTU) note 2 | SS (mg/L) | Total Alkalinity (mg/L) | Current Velocity (m/s) | Direction in NESW |
|----------|-----------------|---------|---------------|---------|--------------------|-----------|-------|-----------|------|-----------|-----------|------------------------|-----------|-------------------------|------------------------|-------------------|
| M1       | 20190821        | Sunny   | Moderate      | Mid-Ebb | S                  | 1         | 17:14 | 6.99      | 8.03 | 24.3      | 29.37     | 3.2                    | 10        | 109                     | 0.102                  | E                 |
| M1       | 20190821        | Sunny   | Moderate      | Mid-Ebb | S                  | 1         | 17:14 | 6.78      | 7.8  | 25.3      | 29.3      | 3.23                   | 9         | 109                     | 0.213                  | SE                |
| CR1      | 20190821        | Sunny   | Moderate      | Mid-Ebb | B                  | 11.3      | 17:00 | 6.8       | 8.22 | 26.4      | 29.63     | 2.73                   | 8         | 109                     | 0.206                  | E                 |
| CR1      | 20190821        | Sunny   | Moderate      | Mid-Ebb | B                  | 11.3      | 17:00 | 6.7       | 8.06 | 25.7      | 29.74     | 2.92                   | 9         | 109                     | 0.202                  | SE                |
| CR1      | 20190821        | Sunny   | Moderate      | Mid-Ebb | M                  | 6.15      | 17:01 | 7.19      | 8.06 | 26.4      | 29.72     | 2.66                   | 8         | 109                     | 0.158                  | S                 |
| CR1      | 20190821        | Sunny   | Moderate      | Mid-Ebb | M                  | 6.15      | 17:01 | 6.83      | 8.21 | 25.2      | 29.62     | 2.73                   | 8         | 109                     | 0.243                  | SE                |
| CR1      | 20190821        | Sunny   | Moderate      | Mid-Ebb | S                  | 1         | 17:02 | 6.68      | 7.88 | 26.2      | 29.61     | 2.93                   | 8         | 108                     | 0.1                    | S                 |
| CR1      | 20190821        | Sunny   | Moderate      | Mid-Ebb | S                  | 1         | 17:02 | 6.61      | 7.95 | 25.9      | 29.77     | 2.87                   | 8         | 109                     | 0.141                  | S                 |
| CR2      | 20190821        | Sunny   | Moderate      | Mid-Ebb | B                  | 11.1      | 16:35 | 7.26      | 7.84 | 25.7      | 29.6      | 2.59                   | 7         | 109                     | 0.118                  | S                 |
| CR2      | 20190821        | Sunny   | Moderate      | Mid-Ebb | B                  | 11.1      | 16:35 | 6.75      | 7.9  | 25.8      | 29.6      | 2.78                   | 7         | 109                     | 0.13                   | S                 |
| CR2      | 20190821        | Sunny   | Moderate      | Mid-Ebb | M                  | 6.05      | 16:36 | 7.04      | 7.86 | 26        | 29.69     | 3.04                   | 8         | 109                     | 0.114                  | E                 |
| CR2      | 20190821        | Sunny   | Moderate      | Mid-Ebb | M                  | 6.05      | 16:36 | 6.61      | 7.91 | 26        | 29.62     | 3.04                   | 8         | 110                     | 0.237                  | S                 |
| CR2      | 20190821        | Sunny   | Moderate      | Mid-Ebb | S                  | 1         | 16:37 | 6.68      | 7.97 | 26.4      | 29.65     | 2.73                   | 8         | 109                     | 0.226                  | SE                |
| CR2      | 20190821        | Sunny   | Moderate      | Mid-Ebb | S                  | 1         | 16:37 | 7.1       | 8.24 | 25.7      | 29.6      | 2.78                   | 9         | 109                     | 0.129                  | E                 |
| S1       | 20190821        | Sunny   | Moderate      | Mid-Ebb | B                  | 4.5       | 15:59 | 6.93      | 7.94 | 26.3      | 29.67     | 2.83                   | 8         | 109                     | 0.164                  | S                 |
| S1       | 20190821        | Sunny   | Moderate      | Mid-Ebb | B                  | 4.5       | 15:59 | 7.14      | 7.87 | 26        | 29.59     | 2.74                   | 8         | 109                     | 0.178                  | E                 |
| S1       | 20190821        | Sunny   | Moderate      | Mid-Ebb | S                  | 1         | 16:00 | 7.03      | 7.85 | 25.7      | 29.63     | 2.94                   | 13        | 108                     | 0.142                  | S                 |
| S1       | 20190821        | Sunny   | Moderate      | Mid-Ebb | S                  | 1         | 16:00 | 6.65      | 8.15 | 26.2      | 29.6      | 2.95                   | 14        | 109                     | 0.109                  | S                 |
| S2A      | 20190821        | Sunny   | Moderate      | Mid-Ebb | B                  | 8.3       | 16:22 | 7.12      | 7.99 | 25.3      | 29.6      | 2.98                   | 8         | 110                     | 0.201                  | S                 |
| S2A      | 20190821        | Sunny   | Moderate      | Mid-Ebb | B                  | 8.3       | 16:22 | 6.89      | 7.84 | 26.3      | 29.76     | 2.9                    | 7         | 109                     | 0.24                   | E                 |
| S2A      | 20190821        | Sunny   | Moderate      | Mid-Ebb | M                  | 4.65      | 16:23 | 7.16      | 8.16 | 25.2      | 29.58     | 3.06                   | 10        | 109                     | 0.251                  | S                 |
| S2A      | 20190821        | Sunny   | Moderate      | Mid-Ebb | M                  | 4.65      | 16:23 | 6.8       | 8.02 | 26.3      | 29.54     | 3.08                   | 9         | 108                     | 0.141                  | SE                |
| S2A      | 20190821        | Sunny   | Moderate      | Mid-Ebb | S                  | 1         | 16:24 | 7.09      | 8.21 | 25.4      | 29.52     | 2.82                   | 13        | 109                     | 0.079                  | S                 |
| S2A      | 20190821        | Sunny   | Moderate      | Mid-Ebb | S                  | 1         | 16:24 | 6.65      | 7.96 | 25.6      | 29.62     | 2.96                   | 14        | 108                     | 0.116                  | SE                |
| S3       | 20190821        | Sunny   | Moderate      | Mid-Ebb | B                  | 9.7       | 16:46 | 7.35      | 7.81 | 25.6      | 29.67     | 2.65                   | 7         | 108                     | 0.225                  | SE                |
| S3       | 20190821        | Sunny   | Moderate      | Mid-Ebb | B                  | 9.7       | 16:46 | 6.86      | 8.07 | 25.8      | 29.63     | 2.61                   | 7         | 109                     | 0.249                  | E                 |
| S3       | 20190821        | Sunny   | Moderate      | Mid-Ebb | M                  | 5.35      | 16:47 | 6.87      | 8.09 | 25.5      | 29.65     | 3.03                   | 9         | 109                     | 0.192                  | S                 |
| S3       | 20190821        | Sunny   | Moderate      | Mid-Ebb | M                  | 5.35      | 16:47 | 6.53      | 7.99 | 25.4      | 29.63     | 2.93                   | 8         | 108                     | 0.224                  | SE                |
| S3       | 20190821        | Sunny   | Moderate      | Mid-Ebb | S                  | 1         | 16:48 | 6.92      | 8.04 | 25.9      | 29.54     | 3.25                   | 10        | 109                     | 0.212                  | S                 |

Contract No. EP/SP/66/12  
 Integrated Waste Management Facilities, Phase 1  
 Impact Water Quality Monitoring Data

| Location | Date (YYYYMMDD) | Weather | Sea Condition | Tidal     | Water Level note 1 | Depth (m) | Time  | DO (mg/L) | pH   | Sal (ppt) | Temp (°C) | Turbidity (NTU) note 2 | SS (mg/L) | Total Alkalinity (mg/L) | Current Velocity (m/s) | Direction in NESW |
|----------|-----------------|---------|---------------|-----------|--------------------|-----------|-------|-----------|------|-----------|-----------|------------------------|-----------|-------------------------|------------------------|-------------------|
| S3       | 20190821        | Sunny   | Moderate      | Mid-Ebb   | S                  | 1         | 16:48 | 6.55      | 8.09 | 26.4      | 29.7      | 3.08                   | 9         | 109                     | 0.192                  | SE                |
| B1       | 20190823        | Sunny   | Moderate      | Mid-Flood | B                  | 3.4       | 10:35 | 7.09      | 8.03 | 22.3      | 28.7      | 2.8                    | 7         | 106                     | 0.215                  | W                 |
| B1       | 20190823        | Sunny   | Moderate      | Mid-Flood | B                  | 3.4       | 10:35 | 7.6       | 7.55 | 23.6      | 28.61     | 2.79                   | 6         | 106                     | 0.197                  | SW                |
| B1       | 20190823        | Sunny   | Moderate      | Mid-Flood | S                  | 1         | 10:36 | 7.06      | 7.56 | 22.2      | 28.56     | 2.83                   | 3         | 105                     | 0.152                  | NW                |
| B1       | 20190823        | Sunny   | Moderate      | Mid-Flood | S                  | 1         | 10:36 | 7.22      | 8.04 | 22.6      | 28.48     | 2.87                   | 4         | 106                     | 0.166                  | W                 |
| B2       | 20190823        | Sunny   | Moderate      | Mid-Flood | B                  | 3.5       | 10:48 | 7.55      | 7.92 | 25.4      | 28.73     | 2.41                   | 5         | 106                     | 0.137                  | W                 |
| B2       | 20190823        | Sunny   | Moderate      | Mid-Flood | B                  | 3.5       | 10:48 | 7.57      | 8.09 | 23.2      | 28.69     | 2.63                   | 4         | 106                     | 0.239                  | W                 |
| B2       | 20190823        | Sunny   | Moderate      | Mid-Flood | S                  | 1         | 10:49 | 7.28      | 7.93 | 25.1      | 28.58     | 3.21                   | 6         | 106                     | 0.226                  | W                 |
| B2       | 20190823        | Sunny   | Moderate      | Mid-Flood | S                  | 1         | 10:49 | 7.6       | 8.11 | 22.2      | 28.71     | 3.07                   | 6         | 106                     | 0.275                  | W                 |
| B3       | 20190823        | Sunny   | Moderate      | Mid-Flood | B                  | 4         | 11:45 | 6.82      | 7.55 | 24.6      | 28.54     | 2.77                   | 11        | 106                     | 0.219                  | W                 |
| B3       | 20190823        | Sunny   | Moderate      | Mid-Flood | B                  | 4         | 11:45 | 6.91      | 7.87 | 24.4      | 28.41     | 2.9                    | 10        | 106                     | 0.204                  | W                 |
| B3       | 20190823        | Sunny   | Moderate      | Mid-Flood | S                  | 1         | 11:46 | 6.8       | 7.93 | 24.1      | 28.53     | 2.75                   | 7         | 106                     | 0.292                  | W                 |
| B3       | 20190823        | Sunny   | Moderate      | Mid-Flood | S                  | 1         | 11:46 | 6.51      | 7.68 | 24.6      | 28.5      | 3.08                   | 7         | 106                     | 0.195                  | W                 |
| B4       | 20190823        | Sunny   | Moderate      | Mid-Flood | B                  | 3.7       | 11:33 | 6.82      | 7.96 | 24.5      | 28.6      | 2.75                   | 7         | 106                     | 0.191                  | W                 |
| B4       | 20190823        | Sunny   | Moderate      | Mid-Flood | B                  | 3.7       | 11:33 | 6.68      | 7.63 | 23.9      | 28.68     | 2.38                   | 8         | 106                     | 0.208                  | W                 |
| B4       | 20190823        | Sunny   | Moderate      | Mid-Flood | S                  | 1         | 11:34 | 6.56      | 7.92 | 24.1      | 28.62     | 3.21                   | 4         | 106                     | 0.217                  | W                 |
| B4       | 20190823        | Sunny   | Moderate      | Mid-Flood | S                  | 1         | 11:34 | 6.71      | 7.87 | 23.4      | 28.48     | 2.84                   | 5         | 106                     | 0.257                  | W                 |
| C1A      | 20190823        | Sunny   | Moderate      | Mid-Flood | B                  | 9.5       | 10:04 | 6.82      | 7.68 | 24        | 28.45     | 2.9                    | 5         | 106                     | 0.249                  | W                 |
| C1A      | 20190823        | Sunny   | Moderate      | Mid-Flood | B                  | 9.5       | 10:04 | 7.61      | 7.99 | 24.5      | 28.55     | 2.49                   | 6         | 106                     | 0.145                  | W                 |
| C1A      | 20190823        | Sunny   | Moderate      | Mid-Flood | M                  | 5.25      | 10:05 | 6.93      | 7.99 | 24.6      | 28.55     | 3.03                   | 4         | 106                     | 0.281                  | W                 |
| C1A      | 20190823        | Sunny   | Moderate      | Mid-Flood | M                  | 5.25      | 10:05 | 7.43      | 7.92 | 22.8      | 28.4      | 3.02                   | 4         | 105                     | 0.187                  | SW                |
| C1A      | 20190823        | Sunny   | Moderate      | Mid-Flood | S                  | 1         | 10:06 | 7.55      | 8.02 | 22.4      | 28.56     | 2.83                   | 4         | 106                     | 0.267                  | SW                |
| C1A      | 20190823        | Sunny   | Moderate      | Mid-Flood | S                  | 1         | 10:06 | 7.01      | 8.01 | 24.9      | 28.41     | 2.8                    | 4         | 106                     | 0.26                   | W                 |
| C2A      | 20190823        | Sunny   | Moderate      | Mid-Flood | B                  | 10.5      | 9:57  | 6.6       | 7.75 | 23.7      | 28.49     | 2.59                   | 6         | 106                     | 0.132                  | W                 |
| C2A      | 20190823        | Sunny   | Moderate      | Mid-Flood | B                  | 10.5      | 9:57  | 6.6       | 7.6  | 24.5      | 28.62     | 2.81                   | 6         | 106                     | 0.233                  | W                 |
| C2A      | 20190823        | Sunny   | Moderate      | Mid-Flood | M                  | 5.75      | 9:58  | 6.68      | 7.79 | 24.7      | 28.43     | 2.96                   | 4         | 106                     | 0.197                  | W                 |
| C2A      | 20190823        | Sunny   | Moderate      | Mid-Flood | M                  | 5.75      | 9:58  | 6.95      | 7.94 | 24.2      | 28.48     | 2.92                   | 4         | 106                     | 0.208                  | NW                |
| C2A      | 20190823        | Sunny   | Moderate      | Mid-Flood | S                  | 1         | 9:59  | 6.5       | 7.89 | 23.7      | 28.59     | 2.78                   | 4         | 106                     | 0.282                  | SW                |
| C2A      | 20190823        | Sunny   | Moderate      | Mid-Flood | S                  | 1         | 9:59  | 6.72      | 7.62 | 24.8      | 28.5      | 3.11                   | 5         | 106                     | 0.122                  | W                 |



Contract No. EP/SP/66/12  
 Integrated Waste Management Facilities, Phase 1  
 Impact Water Quality Monitoring Data

| Location | Date (YYYYMMDD) | Weather | Sea Condition | Tidal     | Water Level note 1 | Depth (m) | Time  | DO (mg/L) | pH   | Sal (ppt) | Temp (°C) | Turbidity (NTU) note 2 | SS (mg/L) | Total Alkalinity (mg/L) | Current Velocity (m/s) | Direction in NESW |
|----------|-----------------|---------|---------------|-----------|--------------------|-----------|-------|-----------|------|-----------|-----------|------------------------|-----------|-------------------------|------------------------|-------------------|
| CR1      | 20190823        | Sunny   | Moderate      | Mid-Flood | B                  | 11.5      | 12:23 | 7.58      | 8.09 | 22.7      | 28.55     | 2.65                   | 9         | 107                     | 0.142                  | W                 |
| CR1      | 20190823        | Sunny   | Moderate      | Mid-Flood | B                  | 11.5      | 12:23 | 7.32      | 7.56 | 22.2      | 28.48     | 2.71                   | 10        | 106                     | 0.124                  | W                 |
| CR1      | 20190823        | Sunny   | Moderate      | Mid-Flood | M                  | 6.25      | 12:24 | 7.07      | 7.99 | 22.2      | 28.56     | 3.08                   | 6         | 106                     | 0.233                  | W                 |
| CR1      | 20190823        | Sunny   | Moderate      | Mid-Flood | M                  | 6.25      | 12:24 | 7.18      | 8.1  | 24        | 28.56     | 2.7                    | 7         | 106                     | 0.125                  | W                 |
| CR1      | 20190823        | Sunny   | Moderate      | Mid-Flood | S                  | 1         | 12:25 | 7.4       | 7.84 | 22.9      | 28.5      | 3.19                   | 5         | 106                     | 0.151                  | W                 |
| CR1      | 20190823        | Sunny   | Moderate      | Mid-Flood | S                  | 1         | 12:25 | 7.64      | 7.66 | 25        | 28.57     | 2.92                   | 4         | 106                     | 0.252                  | W                 |
| CR2      | 20190823        | Sunny   | Moderate      | Mid-Flood | B                  | 10.4      | 11:13 | 7.53      | 7.56 | 23.1      | 28.51     | 2.79                   | 5         | 106                     | 0.223                  | W                 |
| CR2      | 20190823        | Sunny   | Moderate      | Mid-Flood | B                  | 10.4      | 11:13 | 7.42      | 7.78 | 24        | 28.64     | 2.89                   | 4         | 106                     | 0.164                  | SW                |
| CR2      | 20190823        | Sunny   | Moderate      | Mid-Flood | M                  | 5.7       | 11:14 | 6.98      | 8.14 | 23.4      | 28.7      | 2.8                    | 5         | 106                     | 0.276                  | W                 |
| CR2      | 20190823        | Sunny   | Moderate      | Mid-Flood | M                  | 5.7       | 11:14 | 7.69      | 7.61 | 24.4      | 28.53     | 3.09                   | 5         | 106                     | 0.279                  | SW                |
| CR2      | 20190823        | Sunny   | Moderate      | Mid-Flood | S                  | 1         | 11:15 | 7.06      | 8.07 | 23.7      | 28.73     | 2.73                   | 4         | 106                     | 0.19                   | W                 |
| CR2      | 20190823        | Sunny   | Moderate      | Mid-Flood | S                  | 1         | 11:15 | 6.91      | 7.95 | 23.6      | 28.61     | 2.71                   | 4         | 106                     | 0.242                  | W                 |
| F1A      | 20190823        | Sunny   | Moderate      | Mid-Flood | B                  | 6.8       | 10:25 | 6.81      | 7.94 | 24.1      | 28.53     | 2.82                   | 8         | 106                     | 0.231                  | W                 |
| F1A      | 20190823        | Sunny   | Moderate      | Mid-Flood | B                  | 6.8       | 10:25 | 6.73      | 7.84 | 23.9      | 28.53     | 2.52                   | 7         | 106                     | 0.147                  | NW                |
| F1A      | 20190823        | Sunny   | Moderate      | Mid-Flood | M                  | 3.9       | 10:26 | 6.47      | 7.77 | 23.5      | 28.52     | 3.13                   | 7         | 106                     | 0.262                  | SW                |
| F1A      | 20190823        | Sunny   | Moderate      | Mid-Flood | M                  | 3.9       | 10:26 | 6.83      | 7.63 | 23.8      | 28.48     | 2.84                   | 7         | 106                     | 0.248                  | W                 |
| F1A      | 20190823        | Sunny   | Moderate      | Mid-Flood | S                  | 1         | 10:27 | 6.7       | 7.64 | 23.3      | 28.49     | 3.12                   | 5         | 106                     | 0.268                  | W                 |
| F1A      | 20190823        | Sunny   | Moderate      | Mid-Flood | S                  | 1         | 10:27 | 6.6       | 7.55 | 24.8      | 28.64     | 3                      | 6         | 106                     | 0.178                  | W                 |
| H1       | 20190823        | Sunny   | Moderate      | Mid-Flood | B                  | 6.7       | 12:07 | 6.63      | 7.82 | 23.2      | 28.44     | 2.53                   | 8         | 106                     | 0.203                  | W                 |
| H1       | 20190823        | Sunny   | Moderate      | Mid-Flood | B                  | 6.7       | 12:07 | 6.54      | 7.72 | 24.3      | 28.55     | 2.43                   | 7         | 106                     | 0.222                  | SW                |
| H1       | 20190823        | Sunny   | Moderate      | Mid-Flood | M                  | 3.85      | 12:08 | 6.66      | 7.62 | 23.3      | 28.54     | 2.56                   | 9         | 106                     | 0.253                  | W                 |
| H1       | 20190823        | Sunny   | Moderate      | Mid-Flood | M                  | 3.85      | 12:08 | 6.75      | 7.69 | 24.7      | 28.54     | 3.13                   | 9         | 106                     | 0.261                  | SW                |
| H1       | 20190823        | Sunny   | Moderate      | Mid-Flood | S                  | 1         | 12:09 | 6.94      | 7.65 | 24.2      | 28.47     | 2.91                   | 10        | 106                     | 0.238                  | NW                |
| H1       | 20190823        | Sunny   | Moderate      | Mid-Flood | S                  | 1         | 12:09 | 6.51      | 7.87 | 24        | 28.53     | 2.71                   | 11        | 106                     | 0.171                  | W                 |
| M1       | 20190823        | Sunny   | Moderate      | Mid-Flood | B                  | 6.6       | 10:58 | 6.73      | 7.62 | 23.7      | 28.65     | 2.76                   | 6         | 106                     | 0.247                  | W                 |
| M1       | 20190823        | Sunny   | Moderate      | Mid-Flood | B                  | 6.6       | 10:58 | 6.46      | 7.8  | 23.4      | 28.47     | 2.75                   | 7         | 106                     | 0.291                  | SW                |
| M1       | 20190823        | Sunny   | Moderate      | Mid-Flood | M                  | 3.8       | 10:59 | 6.95      | 7.78 | 23.2      | 28.66     | 2.62                   | 6         | 106                     | 0.281                  | W                 |
| M1       | 20190823        | Sunny   | Moderate      | Mid-Flood | M                  | 3.8       | 10:59 | 6.59      | 7.89 | 24.1      | 28.52     | 2.89                   | 7         | 106                     | 0.282                  | W                 |
| M1       | 20190823        | Sunny   | Moderate      | Mid-Flood | S                  | 1         | 11:00 | 6.94      | 7.64 | 23.3      | 28.54     | 2.78                   | 4         | 106                     | 0.151                  | W                 |

Contract No. EP/SP/66/12  
Integrated Waste Management Facilities, Phase 1  
Impact Water Quality Monitoring Data

| Location | Date (YYYYMMDD) | Weather | Sea Condition | Tidal     | Water Level note 1 | Depth (m) | Time  | DO (mg/L) | pH   | Sal (ppt) | Temp (°C) | Turbidity (NTU) note 2 | SS (mg/L) | Total Alkalinity (mg/L) | Current Velocity (m/s) | Direction in NESW |
|----------|-----------------|---------|---------------|-----------|--------------------|-----------|-------|-----------|------|-----------|-----------|------------------------|-----------|-------------------------|------------------------|-------------------|
| M1       | 20190823        | Sunny   | Moderate      | Mid-Flood | S                  | 1         | 11:00 | 6.96      | 7.58 | 23.5      | 28.69     | 2.69                   | 4         | 106                     | 0.215                  | W                 |
| S1       | 20190823        | Sunny   | Moderate      | Mid-Flood | B                  | 4         | 10:41 | 6.99      | 7.91 | 23.2      | 28.58     | 2.47                   | 5         | 106                     | 0.198                  | SW                |
| S1       | 20190823        | Sunny   | Moderate      | Mid-Flood | B                  | 4         | 10:41 | 7.04      | 7.74 | 22.4      | 28.48     | 2.62                   | 5         | 106                     | 0.19                   | W                 |
| S1       | 20190823        | Sunny   | Moderate      | Mid-Flood | S                  | 1         | 10:42 | 7.45      | 8.11 | 25        | 28.49     | 3.25                   | 3         | 106                     | 0.181                  | NW                |
| S1       | 20190823        | Sunny   | Moderate      | Mid-Flood | S                  | 1         | 10:42 | 7.53      | 8.13 | 23.9      | 28.71     | 2.74                   | 3         | 106                     | 0.267                  | SW                |
| S2A      | 20190823        | Sunny   | Moderate      | Mid-Flood | B                  | 8.5       | 11:02 | 7.14      | 7.64 | 25        | 28.55     | 2.72                   | 7         | 106                     | 0.158                  | NW                |
| S2A      | 20190823        | Sunny   | Moderate      | Mid-Flood | B                  | 8.5       | 11:02 | 7.23      | 7.75 | 25        | 28.63     | 2.88                   | 8         | 106                     | 0.135                  | W                 |
| S2A      | 20190823        | Sunny   | Moderate      | Mid-Flood | M                  | 4.75      | 11:03 | 7.58      | 7.86 | 22.4      | 28.67     | 2.85                   | 6         | 106                     | 0.178                  | W                 |
| S2A      | 20190823        | Sunny   | Moderate      | Mid-Flood | M                  | 4.75      | 11:03 | 7.68      | 7.87 | 24.9      | 28.53     | 2.87                   | 5         | 106                     | 0.23                   | W                 |
| S2A      | 20190823        | Sunny   | Moderate      | Mid-Flood | S                  | 1         | 11:04 | 7.44      | 7.81 | 23.3      | 28.7      | 2.96                   | 5         | 106                     | 0.28                   | W                 |
| S2A      | 20190823        | Sunny   | Moderate      | Mid-Flood | S                  | 1         | 11:04 | 6.95      | 7.84 | 23.1      | 28.68     | 2.98                   | 5         | 106                     | 0.289                  | W                 |
| S3       | 20190823        | Sunny   | Moderate      | Mid-Flood | B                  | 9.6       | 11:23 | 7.11      | 7.56 | 23.5      | 28.49     | 2.63                   | 3         | 105                     | 0.26                   | SW                |
| S3       | 20190823        | Sunny   | Moderate      | Mid-Flood | B                  | 9.6       | 11:23 | 6.96      | 7.58 | 23.5      | 28.71     | 2.6                    | 4         | 106                     | 0.252                  | W                 |
| S3       | 20190823        | Sunny   | Moderate      | Mid-Flood | M                  | 5.3       | 11:24 | 6.97      | 7.87 | 25        | 28.61     | 3                      | 7         | 106                     | 0.206                  | NW                |
| S3       | 20190823        | Sunny   | Moderate      | Mid-Flood | M                  | 5.3       | 11:24 | 7.03      | 7.55 | 23.8      | 28.67     | 2.75                   | 7         | 106                     | 0.177                  | W                 |
| S3       | 20190823        | Sunny   | Moderate      | Mid-Flood | S                  | 1         | 11:25 | 7.27      | 7.87 | 23.1      | 28.56     | 2.73                   | 7         | 106                     | 0.291                  | W                 |
| S3       | 20190823        | Sunny   | Moderate      | Mid-Flood | S                  | 1         | 11:25 | 7.5       | 8.1  | 23.2      | 28.71     | 2.98                   | 8         | 105                     | 0.198                  | W                 |
| B1       | 20190823        | Sunny   | Moderate      | Mid-Ebb   | B                  | 4.1       | 15:35 | 7.81      | 8.15 | 23.7      | 30.55     | 2.94                   | 9         | 106                     | 0.125                  | SE                |
| B1       | 20190823        | Sunny   | Moderate      | Mid-Ebb   | B                  | 4.1       | 15:35 | 7.71      | 7.68 | 23.5      | 30.77     | 2.96                   | 9         | 106                     | 0.085                  | SE                |
| B1       | 20190823        | Sunny   | Moderate      | Mid-Ebb   | S                  | 1         | 15:36 | 7.27      | 7.88 | 25.2      | 30.84     | 2.88                   | 6         | 106                     | 0.11                   | SE                |
| B1       | 20190823        | Sunny   | Moderate      | Mid-Ebb   | S                  | 1         | 15:36 | 7.15      | 7.83 | 24.2      | 30.86     | 2.77                   | 6         | 106                     | 0.159                  | SE                |
| B2       | 20190823        | Sunny   | Moderate      | Mid-Ebb   | B                  | 4.6       | 15:49 | 7.24      | 8.12 | 24.1      | 30.84     | 2.46                   | 5         | 107                     | 0.086                  | SE                |
| B2       | 20190823        | Sunny   | Moderate      | Mid-Ebb   | B                  | 4.6       | 15:49 | 7.58      | 8.23 | 24.9      | 30.66     | 2.53                   | 5         | 107                     | 0.237                  | SE                |
| B2       | 20190823        | Sunny   | Moderate      | Mid-Ebb   | S                  | 1         | 15:50 | 7.82      | 7.95 | 24.4      | 30.83     | 3                      | 6         | 105                     | 0.117                  | SE                |
| B2       | 20190823        | Sunny   | Moderate      | Mid-Ebb   | S                  | 1         | 15:50 | 7.42      | 7.65 | 23.7      | 30.76     | 2.8                    | 6         | 106                     | 0.244                  | SE                |
| B3       | 20190823        | Sunny   | Moderate      | Mid-Ebb   | B                  | 3.5       | 16:26 | 6.82      | 8.14 | 24.5      | 30.13     | 2.77                   | 8         | 106                     | 0.225                  | S                 |
| B3       | 20190823        | Sunny   | Moderate      | Mid-Ebb   | B                  | 3.5       | 16:26 | 7.1       | 8.14 | 24        | 30.16     | 2.46                   | 8         | 106                     | 0.131                  | SE                |
| B3       | 20190823        | Sunny   | Moderate      | Mid-Ebb   | S                  | 1         | 16:27 | 6.98      | 7.95 | 23.8      | 30.24     | 2.75                   | 5         | 106                     | 0.194                  | S                 |
| B3       | 20190823        | Sunny   | Moderate      | Mid-Ebb   | S                  | 1         | 16:27 | 6.85      | 7.75 | 23.7      | 30.14     | 2.8                    | 4         | 107                     | 0.177                  | S                 |

Contract No. EP/SP/66/12  
Integrated Waste Management Facilities, Phase 1  
Impact Water Quality Monitoring Data

| Location | Date (YYYYMMDD) | Weather | Sea Condition | Tidal   | Water Level note 1 | Depth (m) | Time  | DO (mg/L) | pH   | Sal (ppt) | Temp (°C) | Turbidity (NTU) note 2 | SS (mg/L) | Total Alkalinity (mg/L) | Current Velocity (m/s) | Direction in NESW |
|----------|-----------------|---------|---------------|---------|--------------------|-----------|-------|-----------|------|-----------|-----------|------------------------|-----------|-------------------------|------------------------|-------------------|
| B4       | 20190823        | Sunny   | Moderate      | Mid-Ebb | B                  | 3.2       | 16:36 | 6.98      | 8.01 | 23.2      | 30.29     | 2.99                   | 10        | 107                     | 0.17                   | SE                |
| B4       | 20190823        | Sunny   | Moderate      | Mid-Ebb | B                  | 3.2       | 16:36 | 7.13      | 7.71 | 23.1      | 30.29     | 2.78                   | 9         | 106                     | 0.127                  | S                 |
| B4       | 20190823        | Sunny   | Moderate      | Mid-Ebb | S                  | 1         | 16:37 | 7.15      | 7.9  | 23.7      | 30.18     | 3                      | 6         | 105                     | 0.155                  | E                 |
| B4       | 20190823        | Sunny   | Moderate      | Mid-Ebb | S                  | 1         | 16:37 | 7.09      | 7.87 | 23.3      | 30.25     | 3.22                   | 6         | 106                     | 0.239                  | SE                |
| C1A      | 20190823        | Sunny   | Moderate      | Mid-Ebb | B                  | 8.6       | 15:13 | 7.68      | 8.22 | 24.7      | 30.88     | 2.47                   | 4         | 106                     | 0.204                  | E                 |
| C1A      | 20190823        | Sunny   | Moderate      | Mid-Ebb | B                  | 8.6       | 15:13 | 7.56      | 8.09 | 25.1      | 30.71     | 2.7                    | 4         | 106                     | 0.093                  | SE                |
| C1A      | 20190823        | Sunny   | Moderate      | Mid-Ebb | M                  | 4.8       | 15:14 | 7.52      | 7.83 | 25.2      | 30.65     | 2.84                   | 6         | 106                     | 0.11                   | E                 |
| C1A      | 20190823        | Sunny   | Moderate      | Mid-Ebb | M                  | 4.8       | 15:14 | 7.26      | 8.17 | 23.6      | 30.51     | 2.8                    | 6         | 106                     | 0.103                  | S                 |
| C1A      | 20190823        | Sunny   | Moderate      | Mid-Ebb | S                  | 1         | 15:15 | 7.11      | 7.72 | 23.6      | 30.82     | 3.18                   | 8         | 106                     | 0.143                  | S                 |
| C1A      | 20190823        | Sunny   | Moderate      | Mid-Ebb | S                  | 1         | 15:15 | 7.42      | 7.7  | 24.3      | 30.41     | 2.7                    | 9         | 106                     | 0.114                  | SE                |
| C2A      | 20190823        | Sunny   | Moderate      | Mid-Ebb | B                  | 11.1      | 15:38 | 6.8       | 8.09 | 24.4      | 30.3      | 2.99                   | 9         | 106                     | 0.183                  | SE                |
| C2A      | 20190823        | Sunny   | Moderate      | Mid-Ebb | B                  | 11.1      | 15:38 | 7.09      | 7.73 | 25.1      | 30.19     | 2.45                   | 9         | 106                     | 0.186                  | S                 |
| C2A      | 20190823        | Sunny   | Moderate      | Mid-Ebb | M                  | 6.05      | 15:39 | 7.1       | 7.92 | 23.8      | 30.26     | 2.72                   | 10        | 107                     | 0.225                  | E                 |
| C2A      | 20190823        | Sunny   | Moderate      | Mid-Ebb | M                  | 6.05      | 15:39 | 6.97      | 8.13 | 24.2      | 30.31     | 3.1                    | 8         | 106                     | 0.083                  | S                 |
| C2A      | 20190823        | Sunny   | Moderate      | Mid-Ebb | S                  | 1         | 15:40 | 6.86      | 8.07 | 23.3      | 30.23     | 3.04                   | 8         | 106                     | 0.175                  | SE                |
| C2A      | 20190823        | Sunny   | Moderate      | Mid-Ebb | S                  | 1         | 15:40 | 7.19      | 7.91 | 24        | 30.31     | 3.08                   | 9         | 106                     | 0.098                  | S                 |
| F1A      | 20190823        | Sunny   | Moderate      | Mid-Ebb | B                  | 7.6       | 16:59 | 7.08      | 7.99 | 25        | 30.13     | 2.89                   | 4         | 106                     | 0.121                  | SE                |
| F1A      | 20190823        | Sunny   | Moderate      | Mid-Ebb | B                  | 7.6       | 16:59 | 6.92      | 7.99 | 25        | 30.26     | 2.82                   | 5         | 106                     | 0.234                  | SE                |
| F1A      | 20190823        | Sunny   | Moderate      | Mid-Ebb | M                  | 4.3       | 17:00 | 6.84      | 7.98 | 23.6      | 30.22     | 2.81                   | 7         | 106                     | 0.205                  | SE                |
| F1A      | 20190823        | Sunny   | Moderate      | Mid-Ebb | M                  | 4.3       | 17:00 | 6.86      | 8.06 | 25        | 30.26     | 2.7                    | 7         | 106                     | 0.24                   | E                 |
| F1A      | 20190823        | Sunny   | Moderate      | Mid-Ebb | S                  | 1         | 17:01 | 7.17      | 7.73 | 23.9      | 30.11     | 2.83                   | 6         | 106                     | 0.214                  | E                 |
| F1A      | 20190823        | Sunny   | Moderate      | Mid-Ebb | S                  | 1         | 17:01 | 7         | 7.8  | 24.7      | 30.15     | 3.07                   | 7         | 106                     | 0.142                  | E                 |
| H1       | 20190823        | Sunny   | Moderate      | Mid-Ebb | B                  | 7.1       | 16:09 | 6.93      | 8.07 | 23.3      | 30.23     | 2.65                   | 12        | 106                     | 0.078                  | SE                |
| H1       | 20190823        | Sunny   | Moderate      | Mid-Ebb | B                  | 7.1       | 16:09 | 7.09      | 7.73 | 23.4      | 30.33     | 2.48                   | 11        | 107                     | 0.243                  | S                 |
| H1       | 20190823        | Sunny   | Moderate      | Mid-Ebb | M                  | 4.05      | 16:10 | 7.09      | 7.79 | 23.6      | 30.27     | 2.62                   | 10        | 106                     | 0.077                  | S                 |
| H1       | 20190823        | Sunny   | Moderate      | Mid-Ebb | M                  | 4.05      | 16:10 | 7.01      | 8.14 | 24.5      | 30.19     | 2.78                   | 9         | 106                     | 0.09                   | S                 |
| H1       | 20190823        | Sunny   | Moderate      | Mid-Ebb | S                  | 1         | 16:11 | 7.18      | 7.7  | 23.9      | 30.25     | 2.98                   | 7         | 106                     | 0.249                  | E                 |
| H1       | 20190823        | Sunny   | Moderate      | Mid-Ebb | S                  | 1         | 16:11 | 7.07      | 7.99 | 25.1      | 30.33     | 2.9                    | 6         | 107                     | 0.1                    | SE                |
| M1       | 20190823        | Sunny   | Moderate      | Mid-Ebb | B                  | 7.9       | 17:33 | 7.12      | 7.98 | 24.2      | 30.11     | 2.88                   | 4         | 107                     | 0.137                  | S                 |

Contract No. EP/SP/66/12  
Integrated Waste Management Facilities, Phase 1  
Impact Water Quality Monitoring Data

| Location | Date (YYYYMMDD) | Weather | Sea Condition | Tidal   | Water Level note 1 | Depth (m) | Time  | DO (mg/L) | pH   | Sal (ppt) | Temp (°C) | Turbidity (NTU) note 2 | SS (mg/L) | Total Alkalinity (mg/L) | Current Velocity (m/s) | Direction in NESW |
|----------|-----------------|---------|---------------|---------|--------------------|-----------|-------|-----------|------|-----------|-----------|------------------------|-----------|-------------------------|------------------------|-------------------|
| M1       | 20190823        | Sunny   | Moderate      | Mid-Ebb | B                  | 7.9       | 17:33 | 7.19      | 8.02 | 23.1      | 30.23     | 2.74                   | 4         | 106                     | 0.233                  | SE                |
| M1       | 20190823        | Sunny   | Moderate      | Mid-Ebb | M                  | 4.45      | 17:34 | 7.17      | 7.98 | 23.7      | 30.26     | 3.02                   | 4         | 106                     | 0.243                  | E                 |
| M1       | 20190823        | Sunny   | Moderate      | Mid-Ebb | M                  | 4.45      | 17:34 | 6.94      | 7.94 | 23.3      | 30.24     | 2.67                   | 4         | 106                     | 0.239                  | E                 |
| M1       | 20190823        | Sunny   | Moderate      | Mid-Ebb | S                  | 1         | 17:35 | 6.97      | 7.83 | 24.4      | 30.24     | 3.06                   | 4         | 106                     | 0.136                  | S                 |
| M1       | 20190823        | Sunny   | Moderate      | Mid-Ebb | S                  | 1         | 17:35 | 6.97      | 7.84 | 24.8      | 30.22     | 2.82                   | 4         | 107                     | 0.158                  | SE                |
| CR1      | 20190823        | Sunny   | Moderate      | Mid-Ebb | B                  | 11.5      | 15:52 | 7.49      | 8.08 | 23.3      | 30.44     | 2.77                   | 6         | 107                     | 0.151                  | S                 |
| CR1      | 20190823        | Sunny   | Moderate      | Mid-Ebb | B                  | 11.5      | 15:52 | 7.86      | 7.78 | 23.6      | 30.45     | 2.97                   | 6         | 106                     | 0.158                  | S                 |
| CR1      | 20190823        | Sunny   | Moderate      | Mid-Ebb | M                  | 6.25      | 15:53 | 7.41      | 8.12 | 24.9      | 30.73     | 2.68                   | 6         | 107                     | 0.214                  | SE                |
| CR1      | 20190823        | Sunny   | Moderate      | Mid-Ebb | M                  | 6.25      | 15:53 | 7.81      | 7.77 | 23.6      | 30.69     | 3.11                   | 6         | 107                     | 0.194                  | SE                |
| CR1      | 20190823        | Sunny   | Moderate      | Mid-Ebb | S                  | 1         | 15:54 | 7.08      | 7.78 | 25.2      | 30.66     | 2.77                   | 5         | 106                     | 0.093                  | SE                |
| CR1      | 20190823        | Sunny   | Moderate      | Mid-Ebb | S                  | 1         | 15:54 | 7.4       | 8.1  | 25.4      | 30.58     | 3.18                   | 5         | 106                     | 0.111                  | E                 |
| CR2      | 20190823        | Sunny   | Moderate      | Mid-Ebb | B                  | 10.4      | 16:14 | 7.48      | 8.1  | 25.3      | 30.49     | 2.61                   | 4         | 106                     | 0.206                  | SE                |
| CR2      | 20190823        | Sunny   | Moderate      | Mid-Ebb | B                  | 10.4      | 16:14 | 7.16      | 8.15 | 24.3      | 30.87     | 2.73                   | 4         | 106                     | 0.229                  | S                 |
| CR2      | 20190823        | Sunny   | Moderate      | Mid-Ebb | M                  | 5.7       | 16:15 | 7         | 8.14 | 24.8      | 30.78     | 2.93                   | 6         | 106                     | 0.114                  | S                 |
| CR2      | 20190823        | Sunny   | Moderate      | Mid-Ebb | M                  | 5.7       | 16:15 | 7.07      | 8.19 | 23.9      | 30.89     | 2.86                   | 6         | 106                     | 0.12                   | SE                |
| CR2      | 20190823        | Sunny   | Moderate      | Mid-Ebb | S                  | 1         | 16:16 | 7.24      | 7.67 | 23.8      | 30.44     | 2.84                   | 6         | 107                     | 0.08                   | SE                |
| CR2      | 20190823        | Sunny   | Moderate      | Mid-Ebb | S                  | 1         | 16:16 | 7.87      | 8.09 | 25.1      | 30.71     | 2.97                   | 5         | 106                     | 0.223                  | SE                |
| S1       | 20190823        | Sunny   | Moderate      | Mid-Ebb | B                  | 4         | 15:42 | 7.29      | 8.11 | 24        | 30.51     | 2.97                   | 6         | 106                     | 0.077                  | SE                |
| S1       | 20190823        | Sunny   | Moderate      | Mid-Ebb | B                  | 4         | 15:42 | 7.79      | 8.21 | 25        | 30.82     | 2.73                   | 6         | 106                     | 0.244                  | SE                |
| S1       | 20190823        | Sunny   | Moderate      | Mid-Ebb | S                  | 1         | 15:43 | 7.87      | 8.14 | 23.3      | 30.77     | 2.69                   | 4         | 106                     | 0.183                  | S                 |
| S1       | 20190823        | Sunny   | Moderate      | Mid-Ebb | S                  | 1         | 15:43 | 7.15      | 8.01 | 23.5      | 30.76     | 2.97                   | 5         | 106                     | 0.189                  | E                 |
| S2A      | 20190823        | Sunny   | Moderate      | Mid-Ebb | B                  | 8.4       | 16:03 | 7.22      | 7.69 | 23.4      | 30.75     | 2.83                   | 4         | 106                     | 0.097                  | S                 |
| S2A      | 20190823        | Sunny   | Moderate      | Mid-Ebb | B                  | 8.4       | 16:03 | 7.66      | 7.8  | 25.2      | 30.52     | 2.58                   | 5         | 106                     | 0.189                  | SE                |
| S2A      | 20190823        | Sunny   | Moderate      | Mid-Ebb | M                  | 4.7       | 16:04 | 7.76      | 7.83 | 24.9      | 30.78     | 2.83                   | 4         | 106                     | 0.097                  | SE                |
| S2A      | 20190823        | Sunny   | Moderate      | Mid-Ebb | M                  | 4.7       | 16:04 | 7.15      | 7.6  | 23.6      | 30.75     | 2.59                   | 4         | 107                     | 0.164                  | SE                |
| S2A      | 20190823        | Sunny   | Moderate      | Mid-Ebb | S                  | 1         | 16:05 | 7.59      | 7.73 | 23.8      | 30.62     | 3.21                   | 7         | 106                     | 0.123                  | SE                |
| S2A      | 20190823        | Sunny   | Moderate      | Mid-Ebb | S                  | 1         | 16:05 | 7.38      | 7.87 | 24.9      | 30.49     | 2.84                   | 6         | 106                     | 0.226                  | S                 |
| S3       | 20190823        | Sunny   | Moderate      | Mid-Ebb | B                  | 9.3       | 16:24 | 7.76      | 7.86 | 24.2      | 30.41     | 2.75                   | 5         | 107                     | 0.24                   | E                 |
| S3       | 20190823        | Sunny   | Moderate      | Mid-Ebb | B                  | 9.3       | 16:24 | 6.95      | 8.15 | 25.3      | 30.5      | 2.75                   | 6         | 106                     | 0.116                  | SE                |

Contract No. EP/SP/66/12  
 Integrated Waste Management Facilities, Phase 1  
 Impact Water Quality Monitoring Data

| Location | Date (YYYYMMDD) | Weather | Sea Condition | Tidal   | Water Level note 1 | Depth (m) | Time  | DO (mg/L) | pH   | Sal (ppt) | Temp (°C) | Turbidity (NTU) note 2 | SS (mg/L) | Total Alkalinity (mg/L) | Current Velocity (m/s) | Direction in NESW |
|----------|-----------------|---------|---------------|---------|--------------------|-----------|-------|-----------|------|-----------|-----------|------------------------|-----------|-------------------------|------------------------|-------------------|
| S3       | 20190823        | Sunny   | Moderate      | Mid-Ebb | M                  | 5.15      | 16:25 | 7.11      | 7.91 | 23.7      | 30.47     | 2.59                   | 4         | 106                     | 0.092                  | SE                |
| S3       | 20190823        | Sunny   | Moderate      | Mid-Ebb | M                  | 5.15      | 16:25 | 7.33      | 7.67 | 23.7      | 30.57     | 2.99                   | 5         | 106                     | 0.189                  | E                 |
| S3       | 20190823        | Sunny   | Moderate      | Mid-Ebb | S                  | 1         | 16:26 | 7.6       | 8.19 | 23.5      | 30.45     | 3                      | 4         | 106                     | 0.114                  | SE                |
| S3       | 20190823        | Sunny   | Moderate      | Mid-Ebb | S                  | 1         | 16:26 | 7.79      | 8.01 | 24.6      | 30.55     | 2.85                   | 4         | 106                     | 0.159                  | S                 |
| B1       | 20190826        | Cloudy  | Moderate      | Mid-Ebb | B                  | 3.6       | 9:00  | 7.78      | 8.04 | 20.6      | 27.48     | 2.83                   | <2        | 101                     | 0.226                  | S                 |
| B1       | 20190826        | Cloudy  | Moderate      | Mid-Ebb | B                  | 3.6       | 9:00  | 7.56      | 8.1  | 19.4      | 27.54     | 2.49                   | <2        | 100                     | 0.107                  | S                 |
| B1       | 20190826        | Cloudy  | Moderate      | Mid-Ebb | S                  | 1         | 9:01  | 7.91      | 8.01 | 19.8      | 27.39     | 2.96                   | <2        | 100                     | 0.187                  | E                 |
| B1       | 20190826        | Cloudy  | Moderate      | Mid-Ebb | S                  | 1         | 9:01  | 7.48      | 8.09 | 20.2      | 27.59     | 3.14                   | <2        | 102                     | 0.251                  | SE                |
| B2       | 20190826        | Cloudy  | Moderate      | Mid-Ebb | B                  | 4.6       | 9:21  | 7.01      | 7.92 | 20.2      | 27.52     | 2.48                   | <2        | 103                     | 0.135                  | S                 |
| B2       | 20190826        | Cloudy  | Moderate      | Mid-Ebb | B                  | 4.6       | 9:21  | 7.31      | 8.07 | 20.3      | 27.4      | 2.8                    | <2        | 101                     | 0.182                  | E                 |
| B2       | 20190826        | Cloudy  | Moderate      | Mid-Ebb | S                  | 1         | 9:22  | 6.93      | 8.18 | 18.9      | 27.57     | 2.81                   | <2        | 102                     | 0.232                  | S                 |
| B2       | 20190826        | Cloudy  | Moderate      | Mid-Ebb | S                  | 1         | 9:22  | 7.88      | 7.65 | 20.6      | 27.65     | 2.72                   | <2        | 103                     | 0.179                  | S                 |
| B3       | 20190826        | Cloudy  | Moderate      | Mid-Ebb | B                  | 4.2       | 9:38  | 6.99      | 7.94 | 20.9      | 27.58     | 2.61                   | <2        | 100                     | 0.119                  | S                 |
| B3       | 20190826        | Cloudy  | Moderate      | Mid-Ebb | B                  | 4.2       | 9:38  | 6.97      | 7.89 | 20.2      | 27.45     | 2.67                   | 2         | 100                     | 0.203                  | SE                |
| B3       | 20190826        | Cloudy  | Moderate      | Mid-Ebb | S                  | 1         | 9:39  | 6.96      | 7.92 | 20.9      | 27.5      | 3.18                   | <2        | 101                     | 0.076                  | SE                |
| B3       | 20190826        | Cloudy  | Moderate      | Mid-Ebb | S                  | 1         | 9:39  | 6.94      | 7.81 | 20.6      | 27.67     | 2.72                   | <2        | 100                     | 0.198                  | S                 |
| B4       | 20190826        | Cloudy  | Moderate      | Mid-Ebb | B                  | 3.8       | 9:49  | 6.99      | 7.75 | 21.1      | 27.47     | 2.79                   | <2        | 101                     | 0.114                  | S                 |
| B4       | 20190826        | Cloudy  | Moderate      | Mid-Ebb | B                  | 3.8       | 9:49  | 6.98      | 7.81 | 19.9      | 27.66     | 2.94                   | <2        | 100                     | 0.097                  | SE                |
| B4       | 20190826        | Cloudy  | Moderate      | Mid-Ebb | S                  | 1         | 9:50  | 6.89      | 7.93 | 20.2      | 27.54     | 2.87                   | <2        | 101                     | 0.09                   | S                 |
| B4       | 20190826        | Cloudy  | Moderate      | Mid-Ebb | S                  | 1         | 9:50  | 6.85      | 7.81 | 20.6      | 27.55     | 2.72                   | <2        | 100                     | 0.167                  | S                 |
| C1A      | 20190826        | Cloudy  | Moderate      | Mid-Ebb | B                  | 10        | 8:25  | 7.17      | 7.97 | 19.8      | 27.53     | 2.64                   | <2        | 100                     | 0.218                  | SE                |
| C1A      | 20190826        | Cloudy  | Moderate      | Mid-Ebb | B                  | 10        | 8:25  | 7.71      | 7.69 | 18.7      | 27.64     | 3.01                   | <2        | 101                     | 0.108                  | E                 |
| C1A      | 20190826        | Cloudy  | Moderate      | Mid-Ebb | M                  | 5.5       | 8:26  | 7.9       | 8.22 | 20.3      | 27.48     | 3.13                   | <2        | 100                     | 0.084                  | S                 |
| C1A      | 20190826        | Cloudy  | Moderate      | Mid-Ebb | M                  | 5.5       | 8:26  | 7.06      | 7.71 | 20.4      | 27.39     | 2.87                   | <2        | 101                     | 0.14                   | S                 |
| C1A      | 20190826        | Cloudy  | Moderate      | Mid-Ebb | S                  | 1         | 8:27  | 7.78      | 8.03 | 19.2      | 27.54     | 2.85                   | <2        | 100                     | 0.251                  | E                 |
| C1A      | 20190826        | Cloudy  | Moderate      | Mid-Ebb | S                  | 1         | 8:27  | 7.4       | 7.74 | 20.5      | 27.51     | 2.94                   | <2        | 100                     | 0.14                   | E                 |
| C2A      | 20190826        | Cloudy  | Moderate      | Mid-Ebb | B                  | 11.1      | 8:46  | 6.98      | 7.83 | 20        | 27.55     | 2.43                   | <2        | 100                     | 0.118                  | SE                |
| C2A      | 20190826        | Cloudy  | Moderate      | Mid-Ebb | B                  | 11.1      | 8:46  | 6.92      | 7.8  | 20.3      | 27.57     | 2.62                   | <2        | 100                     | 0.161                  | SE                |
| C2A      | 20190826        | Cloudy  | Moderate      | Mid-Ebb | M                  | 6.05      | 8:47  | 6.9       | 7.97 | 20.3      | 27.46     | 2.6                    | <2        | 101                     | 0.101                  | S                 |

Contract No. EP/SP/66/12  
Integrated Waste Management Facilities, Phase 1  
Impact Water Quality Monitoring Data

| Location | Date (YYYYMMDD) | Weather | Sea Condition | Tidal   | Water Level note 1 | Depth (m) | Time  | DO (mg/L) | pH   | Sal (ppt) | Temp (°C) | Turbidity (NTU) note 2 | SS (mg/L) | Total Alkalinity (mg/L) | Current Velocity (m/s) | Direction in NESW |
|----------|-----------------|---------|---------------|---------|--------------------|-----------|-------|-----------|------|-----------|-----------|------------------------|-----------|-------------------------|------------------------|-------------------|
| C2A      | 20190826        | Cloudy  | Moderate      | Mid-Ebb | M                  | 6.05      | 8:47  | 6.98      | 7.95 | 20.7      | 27.42     | 3.06                   | <2        | 99                      | 0.163                  | SE                |
| C2A      | 20190826        | Cloudy  | Moderate      | Mid-Ebb | S                  | 1         | 8:48  | 6.89      | 7.78 | 19.8      | 27.46     | 2.74                   | <2        | 100                     | 0.203                  | S                 |
| C2A      | 20190826        | Cloudy  | Moderate      | Mid-Ebb | S                  | 1         | 8:48  | 6.84      | 7.82 | 20.2      | 27.61     | 2.77                   | <2        | 100                     | 0.104                  | S                 |
| F1A      | 20190826        | Cloudy  | Moderate      | Mid-Ebb | B                  | 8         | 10:15 | 6.94      | 7.94 | 19.8      | 27.54     | 2.87                   | <2        | 100                     | 0.095                  | E                 |
| F1A      | 20190826        | Cloudy  | Moderate      | Mid-Ebb | B                  | 8         | 10:15 | 6.85      | 8.02 | 20.3      | 27.6      | 2.92                   | <2        | 101                     | 0.241                  | SE                |
| F1A      | 20190826        | Cloudy  | Moderate      | Mid-Ebb | M                  | 4.5       | 10:16 | 6.81      | 7.85 | 20.1      | 27.43     | 2.56                   | <2        | 100                     | 0.234                  | SE                |
| F1A      | 20190826        | Cloudy  | Moderate      | Mid-Ebb | M                  | 4.5       | 10:16 | 6.91      | 7.87 | 20.8      | 27.43     | 2.59                   | <2        | 100                     | 0.226                  | SE                |
| F1A      | 20190826        | Cloudy  | Moderate      | Mid-Ebb | S                  | 1         | 10:17 | 6.97      | 7.76 | 20.7      | 27.47     | 3.18                   | <2        | 101                     | 0.155                  | SE                |
| F1A      | 20190826        | Cloudy  | Moderate      | Mid-Ebb | S                  | 1         | 10:17 | 6.86      | 7.8  | 20.5      | 27.49     | 3.19                   | <2        | 100                     | 0.162                  | S                 |
| H1       | 20190826        | Cloudy  | Moderate      | Mid-Ebb | B                  | 8         | 9:19  | 6.82      | 7.95 | 20.3      | 27.6      | 2.95                   | <2        | 100                     | 0.083                  | SE                |
| H1       | 20190826        | Cloudy  | Moderate      | Mid-Ebb | B                  | 8         | 9:19  | 6.87      | 7.81 | 20.7      | 27.43     | 2.96                   | <2        | 101                     | 0.125                  | S                 |
| H1       | 20190826        | Cloudy  | Moderate      | Mid-Ebb | M                  | 4.5       | 9:20  | 6.82      | 7.79 | 20.2      | 27.63     | 2.83                   | <2        | 100                     | 0.084                  | SE                |
| H1       | 20190826        | Cloudy  | Moderate      | Mid-Ebb | M                  | 4.5       | 9:20  | 6.95      | 7.96 | 19.3      | 27.6      | 3.11                   | <2        | 100                     | 0.205                  | S                 |
| H1       | 20190826        | Cloudy  | Moderate      | Mid-Ebb | S                  | 1         | 9:21  | 6.81      | 7.79 | 19.9      | 27.62     | 2.97                   | 2         | 101                     | 0.171                  | SE                |
| H1       | 20190826        | Cloudy  | Moderate      | Mid-Ebb | S                  | 1         | 9:21  | 6.89      | 7.81 | 20.4      | 27.43     | 2.94                   | <2        | 101                     | 0.077                  | S                 |
| M1       | 20190826        | Cloudy  | Moderate      | Mid-Ebb | B                  | 7.8       | 10:51 | 6.87      | 7.73 | 20.8      | 27.66     | 2.79                   | 2         | 100                     | 0.187                  | E                 |
| M1       | 20190826        | Cloudy  | Moderate      | Mid-Ebb | B                  | 7.8       | 10:51 | 6.9       | 7.88 | 19.8      | 27.6      | 2.94                   | 3         | 100                     | 0.214                  | E                 |
| M1       | 20190826        | Cloudy  | Moderate      | Mid-Ebb | M                  | 4.4       | 10:52 | 6.99      | 7.79 | 20.6      | 27.47     | 3.13                   | 2         | 100                     | 0.22                   | E                 |
| M1       | 20190826        | Cloudy  | Moderate      | Mid-Ebb | M                  | 4.4       | 10:52 | 6.83      | 7.7  | 19.8      | 27.47     | 2.8                    | 2         | 100                     | 0.137                  | S                 |
| M1       | 20190826        | Cloudy  | Moderate      | Mid-Ebb | S                  | 1         | 10:53 | 6.93      | 7.87 | 20.9      | 27.67     | 2.74                   | <2        | 101                     | 0.213                  | S                 |
| M1       | 20190826        | Cloudy  | Moderate      | Mid-Ebb | S                  | 1         | 10:53 | 6.92      | 7.72 | 19.9      | 27.66     | 3.16                   | <2        | 99                      | 0.121                  | S                 |
| CR1      | 20190826        | Cloudy  | Moderate      | Mid-Ebb | B                  | 12        | 10:15 | 7.8       | 8.18 | 19.9      | 27.55     | 2.74                   | 4         | 101                     | 0.106                  | S                 |
| CR1      | 20190826        | Cloudy  | Moderate      | Mid-Ebb | B                  | 12        | 10:15 | 7.03      | 7.64 | 18.9      | 27.57     | 2.77                   | 4         | 103                     | 0.154                  | S                 |
| CR1      | 20190826        | Cloudy  | Moderate      | Mid-Ebb | M                  | 6.5       | 10:16 | 7.8       | 7.74 | 19.2      | 27.62     | 3.06                   | 3         | 100                     | 0.099                  | SE                |
| CR1      | 20190826        | Cloudy  | Moderate      | Mid-Ebb | M                  | 6.5       | 10:16 | 6.98      | 7.97 | 19        | 27.59     | 3.01                   | 3         | 100                     | 0.155                  | S                 |
| CR1      | 20190826        | Cloudy  | Moderate      | Mid-Ebb | S                  | 1         | 10:17 | 7.11      | 8.21 | 20.7      | 27.62     | 2.81                   | 2         | 100                     | 0.19                   | E                 |
| CR1      | 20190826        | Cloudy  | Moderate      | Mid-Ebb | S                  | 1         | 10:17 | 7.76      | 7.74 | 20.4      | 27.57     | 3.05                   | 2         | 99                      | 0.136                  | S                 |
| CR2      | 20190826        | Cloudy  | Moderate      | Mid-Ebb | B                  | 9.8       | 9:50  | 7.17      | 8    | 20.5      | 27.53     | 2.61                   | 3         | 100                     | 0.251                  | S                 |
| CR2      | 20190826        | Cloudy  | Moderate      | Mid-Ebb | B                  | 9.8       | 9:50  | 7.46      | 7.64 | 20.6      | 27.44     | 2.9                    | 4         | 99                      | 0.107                  | SE                |



Contract No. EP/SP/66/12  
 Integrated Waste Management Facilities, Phase 1  
 Impact Water Quality Monitoring Data

| Location | Date (YYYYMMDD) | Weather | Sea Condition | Tidal     | Water Level note 1 | Depth (m) | Time  | DO (mg/L) | pH   | Sal (ppt) | Temp (°C) | Turbidity (NTU) note 2 | SS (mg/L) | Total Alkalinity (mg/L) | Current Velocity (m/s) | Direction in NESW |
|----------|-----------------|---------|---------------|-----------|--------------------|-----------|-------|-----------|------|-----------|-----------|------------------------|-----------|-------------------------|------------------------|-------------------|
| CR2      | 20190826        | Cloudy  | Moderate      | Mid-Ebb   | M                  | 5.4       | 9:51  | 7.91      | 7.86 | 19.2      | 27.52     | 3.01                   | 2         | 100                     | 0.091                  | S                 |
| CR2      | 20190826        | Cloudy  | Moderate      | Mid-Ebb   | M                  | 5.4       | 9:51  | 7.23      | 8.16 | 19.2      | 27.61     | 2.88                   | 2         | 100                     | 0.238                  | SE                |
| CR2      | 20190826        | Cloudy  | Moderate      | Mid-Ebb   | S                  | 1         | 9:52  | 7.55      | 8.11 | 19.4      | 27.62     | 3.02                   | 2         | 100                     | 0.252                  | SE                |
| CR2      | 20190826        | Cloudy  | Moderate      | Mid-Ebb   | S                  | 1         | 9:52  | 7.34      | 8.15 | 19.7      | 27.51     | 3.02                   | <2        | 100                     | 0.217                  | SE                |
| S1       | 20190826        | Cloudy  | Moderate      | Mid-Ebb   | B                  | 4.3       | 9:10  | 7.5       | 7.63 | 19.5      | 27.58     | 2.73                   | <2        | 101                     | 0.23                   | SE                |
| S1       | 20190826        | Cloudy  | Moderate      | Mid-Ebb   | B                  | 4.3       | 9:10  | 7.45      | 8.12 | 19        | 27.55     | 2.79                   | <2        | 100                     | 0.182                  | SE                |
| S1       | 20190826        | Cloudy  | Moderate      | Mid-Ebb   | S                  | 1         | 9:11  | 7.7       | 8.23 | 19.6      | 27.46     | 2.67                   | <2        | 102                     | 0.154                  | SE                |
| S1       | 20190826        | Cloudy  | Moderate      | Mid-Ebb   | S                  | 1         | 9:11  | 7         | 8.11 | 19.6      | 27.65     | 2.73                   | <2        | 100                     | 0.246                  | SE                |
| S2A      | 20190826        | Cloudy  | Moderate      | Mid-Ebb   | B                  | 8.3       | 9:36  | 6.99      | 7.74 | 19.3      | 27.43     | 3                      | <2        | 101                     | 0.152                  | S                 |
| S2A      | 20190826        | Cloudy  | Moderate      | Mid-Ebb   | B                  | 8.3       | 9:36  | 6.87      | 7.91 | 19        | 27.49     | 2.8                    | <2        | 102                     | 0.224                  | S                 |
| S2A      | 20190826        | Cloudy  | Moderate      | Mid-Ebb   | M                  | 4.65      | 9:37  | 7.43      | 8.2  | 20.5      | 27.62     | 2.75                   | <2        | 100                     | 0.252                  | S                 |
| S2A      | 20190826        | Cloudy  | Moderate      | Mid-Ebb   | M                  | 4.65      | 9:37  | 7.16      | 7.91 | 20.3      | 27.54     | 2.92                   | <2        | 100                     | 0.11                   | S                 |
| S2A      | 20190826        | Cloudy  | Moderate      | Mid-Ebb   | S                  | 1         | 9:38  | 7.61      | 8.24 | 19.9      | 27.63     | 2.71                   | <2        | 100                     | 0.244                  | E                 |
| S2A      | 20190826        | Cloudy  | Moderate      | Mid-Ebb   | S                  | 1         | 9:38  | 7.71      | 8.06 | 19.9      | 27.57     | 3.21                   | <2        | 100                     | 0.111                  | SE                |
| S3       | 20190826        | Cloudy  | Moderate      | Mid-Ebb   | B                  | 9.7       | 10:00 | 6.84      | 7.88 | 19.3      | 27.47     | 2.62                   | 2         | 100                     | 0.154                  | SE                |
| S3       | 20190826        | Cloudy  | Moderate      | Mid-Ebb   | B                  | 9.7       | 10:00 | 6.96      | 7.89 | 19.1      | 27.46     | 2.63                   | <2        | 100                     | 0.181                  | E                 |
| S3       | 20190826        | Cloudy  | Moderate      | Mid-Ebb   | M                  | 5.35      | 10:01 | 7.09      | 7.94 | 19.9      | 27.44     | 2.93                   | <2        | 101                     | 0.088                  | S                 |
| S3       | 20190826        | Cloudy  | Moderate      | Mid-Ebb   | M                  | 5.35      | 10:01 | 6.94      | 7.62 | 20.4      | 27.65     | 2.65                   | 2         | 103                     | 0.124                  | SE                |
| S3       | 20190826        | Cloudy  | Moderate      | Mid-Ebb   | S                  | 1         | 10:02 | 7.25      | 8.1  | 20.4      | 27.55     | 3.06                   | <2        | 102                     | 0.084                  | S                 |
| S3       | 20190826        | Cloudy  | Moderate      | Mid-Ebb   | S                  | 1         | 10:02 | 7.54      | 7.83 | 19        | 27.65     | 2.93                   | <2        | 102                     | 0.231                  | SE                |
| B1       | 20190826        | Cloudy  | Moderate      | Mid-Flood | B                  | 3.7       | 15:01 | 7.31      | 7.73 | 19.9      | 27.1      | 2.49                   | 3         | 102                     | 0.201                  | W                 |
| B1       | 20190826        | Cloudy  | Moderate      | Mid-Flood | B                  | 3.7       | 15:01 | 7.33      | 7.82 | 19.5      | 27.48     | 2.78                   | 4         | 101                     | 0.226                  | W                 |
| B1       | 20190826        | Cloudy  | Moderate      | Mid-Flood | S                  | 1         | 15:02 | 7.32      | 7.71 | 20        | 27.26     | 3.02                   | 3         | 100                     | 0.255                  | SW                |
| B1       | 20190826        | Cloudy  | Moderate      | Mid-Flood | S                  | 1         | 15:02 | 7.66      | 7.84 | 19.3      | 27.37     | 3.08                   | 3         | 102                     | 0.213                  | W                 |
| B2       | 20190826        | Cloudy  | Moderate      | Mid-Flood | B                  | 3.6       | 15:22 | 7.54      | 7.85 | 19.7      | 27.54     | 2.36                   | 3         | 100                     | 0.126                  | SW                |
| B2       | 20190826        | Cloudy  | Moderate      | Mid-Flood | B                  | 3.6       | 15:22 | 7.6       | 7.6  | 17.9      | 27.11     | 2.68                   | 4         | 102                     | 0.29                   | W                 |
| B2       | 20190826        | Cloudy  | Moderate      | Mid-Flood | S                  | 1         | 15:23 | 7.28      | 7.83 | 18        | 27.11     | 3.18                   | 3         | 100                     | 0.281                  | SW                |
| B2       | 20190826        | Cloudy  | Moderate      | Mid-Flood | S                  | 1         | 15:23 | 7.67      | 7.95 | 18        | 27.51     | 3.25                   | 3         | 101                     | 0.238                  | W                 |
| B3       | 20190826        | Cloudy  | Moderate      | Mid-Flood | B                  | 4.2       | 15:30 | 7.19      | 7.86 | 20.3      | 27.42     | 2.5                    | 4         | 100                     | 0.149                  | W                 |

Contract No. EP/SP/66/12  
Integrated Waste Management Facilities, Phase 1  
Impact Water Quality Monitoring Data

| Location | Date (YYYYMMDD) | Weather | Sea Condition | Tidal     | Water Level note 1 | Depth (m) | Time  | DO (mg/L) | pH   | Sal (ppt) | Temp (°C) | Turbidity (NTU) note 2 | SS (mg/L) | Total Alkalinity (mg/L) | Current Velocity (m/s) | Direction in NESW |
|----------|-----------------|---------|---------------|-----------|--------------------|-----------|-------|-----------|------|-----------|-----------|------------------------|-----------|-------------------------|------------------------|-------------------|
| B3       | 20190826        | Cloudy  | Moderate      | Mid-Flood | B                  | 4.2       | 15:30 | 7.03      | 7.89 | 20        | 27.47     | 2.34                   | 3         | 100                     | 0.128                  | SW                |
| B3       | 20190826        | Cloudy  | Moderate      | Mid-Flood | S                  | 1         | 15:31 | 7.1       | 7.66 | 19.9      | 27.46     | 3                      | 3         | 101                     | 0.272                  | SW                |
| B3       | 20190826        | Cloudy  | Moderate      | Mid-Flood | S                  | 1         | 15:31 | 6.99      | 7.93 | 19.3      | 27.51     | 2.8                    | 3         | 100                     | 0.131                  | W                 |
| B4       | 20190826        | Cloudy  | Moderate      | Mid-Flood | B                  | 4         | 15:40 | 7.17      | 7.95 | 19.4      | 27.46     | 2.43                   | 4         | 101                     | 0.125                  | W                 |
| B4       | 20190826        | Cloudy  | Moderate      | Mid-Flood | B                  | 4         | 15:40 | 7.43      | 7.65 | 20        | 27.53     | 2.73                   | 4         | 99                      | 0.212                  | SW                |
| B4       | 20190826        | Cloudy  | Moderate      | Mid-Flood | S                  | 1         | 15:41 | 6.95      | 7.92 | 18.6      | 27.5      | 3.26                   | 3         | 100                     | 0.129                  | NW                |
| B4       | 20190826        | Cloudy  | Moderate      | Mid-Flood | S                  | 1         | 15:41 | 7.29      | 7.67 | 18.4      | 27.46     | 2.69                   | 2         | 100                     | 0.2                    | W                 |
| C1A      | 20190826        | Cloudy  | Moderate      | Mid-Flood | B                  | 11        | 14:36 | 7.2       | 8.01 | 19.1      | 27.53     | 2.59                   | 2         | 104                     | 0.179                  | NW                |
| C1A      | 20190826        | Cloudy  | Moderate      | Mid-Flood | B                  | 11        | 14:36 | 7.48      | 7.95 | 17.5      | 27.35     | 2.32                   | 2         | 100                     | 0.278                  | W                 |
| C1A      | 20190826        | Cloudy  | Moderate      | Mid-Flood | M                  | 6         | 14:37 | 7.15      | 7.81 | 17.5      | 27.35     | 2.94                   | 2         | 101                     | 0.236                  | W                 |
| C1A      | 20190826        | Cloudy  | Moderate      | Mid-Flood | M                  | 6         | 14:37 | 7.21      | 7.78 | 18.7      | 27.15     | 2.85                   | 2         | 88                      | 0.207                  | NW                |
| C1A      | 20190826        | Cloudy  | Moderate      | Mid-Flood | S                  | 1         | 14:38 | 7.12      | 7.64 | 18.4      | 27.25     | 2.92                   | 2         | 101                     | 0.152                  | SW                |
| C1A      | 20190826        | Cloudy  | Moderate      | Mid-Flood | S                  | 1         | 14:38 | 7.33      | 7.77 | 19.4      | 27.53     | 2.75                   | 2         | 102                     | 0.216                  | W                 |
| C2A      | 20190826        | Cloudy  | Moderate      | Mid-Flood | B                  | 10.1      | 14:37 | 7.31      | 7.93 | 19.7      | 27.38     | 2.58                   | 2         | 100                     | 0.232                  | W                 |
| C2A      | 20190826        | Cloudy  | Moderate      | Mid-Flood | B                  | 10.1      | 14:37 | 7.39      | 7.97 | 20.3      | 27.41     | 2.69                   | 2         | 103                     | 0.271                  | NW                |
| C2A      | 20190826        | Cloudy  | Moderate      | Mid-Flood | M                  | 5.55      | 14:38 | 7         | 7.94 | 19.7      | 27.52     | 2.69                   | 2         | 99                      | 0.266                  | W                 |
| C2A      | 20190826        | Cloudy  | Moderate      | Mid-Flood | M                  | 5.55      | 14:38 | 7.02      | 7.69 | 19.9      | 27.49     | 3.03                   | 2         | 100                     | 0.183                  | W                 |
| C2A      | 20190826        | Cloudy  | Moderate      | Mid-Flood | S                  | 1         | 14:39 | 7.32      | 7.82 | 18.8      | 27.42     | 3                      | 2         | 100                     | 0.125                  | W                 |
| C2A      | 20190826        | Cloudy  | Moderate      | Mid-Flood | S                  | 1         | 14:39 | 6.96      | 7.75 | 18.2      | 27.44     | 2.86                   | 2         | 102                     | 0.179                  | W                 |
| F1A      | 20190826        | Cloudy  | Moderate      | Mid-Flood | B                  | 6.8       | 16:09 | 7.49      | 7.66 | 18.8      | 27.45     | 2.47                   | 3         | 101                     | 0.232                  | W                 |
| F1A      | 20190826        | Cloudy  | Moderate      | Mid-Flood | B                  | 6.8       | 16:09 | 7.31      | 7.75 | 19.9      | 27.45     | 2.65                   | 2         | 99                      | 0.182                  | W                 |
| F1A      | 20190826        | Cloudy  | Moderate      | Mid-Flood | M                  | 3.9       | 16:10 | 7.14      | 7.96 | 18.3      | 27.47     | 2.68                   | 2         | 100                     | 0.177                  | SW                |
| F1A      | 20190826        | Cloudy  | Moderate      | Mid-Flood | M                  | 3.9       | 16:10 | 7.59      | 7.68 | 19.6      | 27.43     | 2.74                   | 2         | 101                     | 0.248                  | W                 |
| F1A      | 20190826        | Cloudy  | Moderate      | Mid-Flood | S                  | 1         | 16:11 | 7.1       | 7.89 | 18.3      | 27.45     | 3.2                    | 2         | 102                     | 0.163                  | W                 |
| F1A      | 20190826        | Cloudy  | Moderate      | Mid-Flood | S                  | 1         | 16:11 | 7.13      | 7.83 | 19.4      | 27.47     | 2.68                   | 2         | 100                     | 0.287                  | SW                |
| H1       | 20190826        | Cloudy  | Moderate      | Mid-Flood | B                  | 7.4       | 15:17 | 7.16      | 7.92 | 19.9      | 27.38     | 2.52                   | 3         | 100                     | 0.16                   | SW                |
| H1       | 20190826        | Cloudy  | Moderate      | Mid-Flood | B                  | 7.4       | 15:17 | 7.49      | 7.84 | 19.6      | 27.41     | 2.67                   | 2         | 102                     | 0.238                  | SW                |
| H1       | 20190826        | Cloudy  | Moderate      | Mid-Flood | M                  | 4.2       | 15:18 | 7.17      | 7.83 | 18.9      | 27.49     | 2.84                   | 3         | 100                     | 0.206                  | SW                |
| H1       | 20190826        | Cloudy  | Moderate      | Mid-Flood | M                  | 4.2       | 15:18 | 7.13      | 7.69 | 18.5      | 27.38     | 2.77                   | 2         | 102                     | 0.211                  | W                 |

Contract No. EP/SP/66/12  
Integrated Waste Management Facilities, Phase 1  
Impact Water Quality Monitoring Data

| Location | Date (YYYYMMDD) | Weather | Sea Condition | Tidal     | Water Level note 1 | Depth (m) | Time  | DO (mg/L) | pH   | Sal (ppt) | Temp (°C) | Turbidity (NTU) note 2 | SS (mg/L) | Total Alkalinity (mg/L) | Current Velocity (m/s) | Direction in NESW |
|----------|-----------------|---------|---------------|-----------|--------------------|-----------|-------|-----------|------|-----------|-----------|------------------------|-----------|-------------------------|------------------------|-------------------|
| H1       | 20190826        | Cloudy  | Moderate      | Mid-Flood | S                  | 1         | 15:19 | 7.44      | 7.83 | 19.1      | 27.42     | 2.81                   | 3         | 102                     | 0.242                  | W                 |
| H1       | 20190826        | Cloudy  | Moderate      | Mid-Flood | S                  | 1         | 15:19 | 7.32      | 7.88 | 19.3      | 27.43     | 2.95                   | 2         | 103                     | 0.126                  | W                 |
| M1       | 20190826        | Cloudy  | Moderate      | Mid-Flood | B                  | 6.9       | 16:40 | 7.26      | 7.7  | 18.7      | 27.51     | 2.67                   | <2        | 102                     | 0.161                  | W                 |
| M1       | 20190826        | Cloudy  | Moderate      | Mid-Flood | B                  | 6.9       | 16:40 | 7.13      | 7.9  | 19.3      | 27.41     | 2.9                    | <2        | 101                     | 0.17                   | W                 |
| M1       | 20190826        | Cloudy  | Moderate      | Mid-Flood | M                  | 3.95      | 16:41 | 7.06      | 7.84 | 19        | 27.5      | 3.01                   | <2        | 102                     | 0.203                  | SW                |
| M1       | 20190826        | Cloudy  | Moderate      | Mid-Flood | M                  | 3.95      | 16:41 | 6.95      | 7.72 | 19.9      | 27.43     | 2.67                   | <2        | 100                     | 0.166                  | SW                |
| M1       | 20190826        | Cloudy  | Moderate      | Mid-Flood | S                  | 1         | 16:42 | 7.54      | 7.86 | 19.4      | 27.48     | 2.69                   | <2        | 100                     | 0.25                   | W                 |
| M1       | 20190826        | Cloudy  | Moderate      | Mid-Flood | S                  | 1         | 16:42 | 6.97      | 7.79 | 19.9      | 27.45     | 2.84                   | <2        | 100                     | 0.264                  | W                 |
| CR1      | 20190826        | Cloudy  | Moderate      | Mid-Flood | B                  | 12        | 16:16 | 7.21      | 7.8  | 19.4      | 27.4      | 2.43                   | 3         | 101                     | 0.14                   | W                 |
| CR1      | 20190826        | Cloudy  | Moderate      | Mid-Flood | B                  | 12        | 16:16 | 7.64      | 7.7  | 19.2      | 27.17     | 2.32                   | 3         | 100                     | 0.224                  | W                 |
| CR1      | 20190826        | Cloudy  | Moderate      | Mid-Flood | M                  | 6.5       | 16:17 | 7.49      | 7.79 | 18.6      | 27.54     | 3.13                   | 3         | 101                     | 0.252                  | W                 |
| CR1      | 20190826        | Cloudy  | Moderate      | Mid-Flood | M                  | 6.5       | 16:17 | 7.69      | 7.71 | 17.8      | 27.21     | 3.04                   | 3         | 101                     | 0.175                  | SW                |
| CR1      | 20190826        | Cloudy  | Moderate      | Mid-Flood | S                  | 1         | 16:18 | 7.17      | 7.69 | 19        | 27.55     | 3.22                   | <2        | 101                     | 0.193                  | W                 |
| CR1      | 20190826        | Cloudy  | Moderate      | Mid-Flood | S                  | 1         | 16:18 | 7.47      | 7.89 | 18.8      | 27.14     | 3.03                   | <2        | 100                     | 0.185                  | NW                |
| CR2      | 20190826        | Cloudy  | Moderate      | Mid-Flood | B                  | 10.5      | 15:51 | 7.4       | 8.01 | 19.6      | 27.11     | 2.89                   | <2        | 100                     | 0.159                  | SW                |
| CR2      | 20190826        | Cloudy  | Moderate      | Mid-Flood | B                  | 10.5      | 15:51 | 7.38      | 7.97 | 17.8      | 27.44     | 2.48                   | <2        | 100                     | 0.255                  | SW                |
| CR2      | 20190826        | Cloudy  | Moderate      | Mid-Flood | M                  | 5.75      | 15:52 | 7.61      | 7.71 | 19        | 27.48     | 2.77                   | <2        | 101                     | 0.144                  | W                 |
| CR2      | 20190826        | Cloudy  | Moderate      | Mid-Flood | M                  | 5.75      | 15:52 | 7.34      | 7.77 | 18.5      | 27.44     | 2.68                   | <2        | 99                      | 0.266                  | W                 |
| CR2      | 20190826        | Cloudy  | Moderate      | Mid-Flood | S                  | 1         | 15:53 | 7.68      | 7.98 | 18.1      | 27.29     | 2.67                   | 2         | 103                     | 0.28                   | W                 |
| CR2      | 20190826        | Cloudy  | Moderate      | Mid-Flood | S                  | 1         | 15:53 | 7.31      | 8.03 | 18.8      | 27.12     | 2.95                   | 3         | 101                     | 0.279                  | SW                |
| S1       | 20190826        | Cloudy  | Moderate      | Mid-Flood | B                  | 4.8       | 15:11 | 7.66      | 7.89 | 19.8      | 27.18     | 2.52                   | 4         | 100                     | 0.281                  | W                 |
| S1       | 20190826        | Cloudy  | Moderate      | Mid-Flood | B                  | 4.8       | 15:11 | 7.37      | 7.72 | 18.7      | 27.2      | 2.34                   | 4         | 101                     | 0.22                   | W                 |
| S1       | 20190826        | Cloudy  | Moderate      | Mid-Flood | S                  | 1         | 15:12 | 7.31      | 7.69 | 19        | 27.28     | 2.99                   | 3         | 100                     | 0.279                  | W                 |
| S1       | 20190826        | Cloudy  | Moderate      | Mid-Flood | S                  | 1         | 15:12 | 7.28      | 7.97 | 20.1      | 27.33     | 2.87                   | 3         | 102                     | 0.208                  | W                 |
| S2A      | 20190826        | Cloudy  | Moderate      | Mid-Flood | B                  | 8.7       | 15:37 | 7.38      | 7.92 | 18.5      | 27.53     | 2.77                   | 2         | 100                     | 0.207                  | W                 |
| S2A      | 20190826        | Cloudy  | Moderate      | Mid-Flood | B                  | 8.7       | 15:37 | 7.43      | 7.64 | 18.2      | 27.28     | 2.47                   | 2         | 100                     | 0.17                   | W                 |
| S2A      | 20190826        | Cloudy  | Moderate      | Mid-Flood | M                  | 4.85      | 15:38 | 7.45      | 7.72 | 20        | 27.26     | 3.13                   | 2         | 101                     | 0.142                  | SW                |
| S2A      | 20190826        | Cloudy  | Moderate      | Mid-Flood | M                  | 4.85      | 15:38 | 7.46      | 8    | 19.8      | 27.48     | 2.84                   | 2         | 103                     | 0.158                  | W                 |
| S2A      | 20190826        | Cloudy  | Moderate      | Mid-Flood | S                  | 1         | 15:39 | 7.54      | 7.95 | 18.2      | 27.42     | 2.92                   | 3         | 99                      | 0.236                  | NW                |

Contract No. EP/SP/66/12  
 Integrated Waste Management Facilities, Phase 1  
 Impact Water Quality Monitoring Data

| Location | Date (YYYYMMDD) | Weather | Sea Condition | Tidal     | Water Level note 1 | Depth (m) | Time  | DO (mg/L) | pH   | Sal (ppt) | Temp (°C) | Turbidity (NTU) note 2 | SS (mg/L) | Total Alkalinity (mg/L) | Current Velocity (m/s) | Direction in NESW |
|----------|-----------------|---------|---------------|-----------|--------------------|-----------|-------|-----------|------|-----------|-----------|------------------------|-----------|-------------------------|------------------------|-------------------|
| S2A      | 20190826        | Cloudy  | Moderate      | Mid-Flood | S                  | 1         | 15:39 | 7.59      | 7.72 | 19        | 27.52     | 3.07                   | 3         | 99                      | 0.184                  | W                 |
| S3       | 20190826        | Cloudy  | Moderate      | Mid-Flood | B                  | 9.2       | 16:01 | 7.34      | 7.87 | 19.6      | 27.15     | 2.39                   | <2        | 97                      | 0.277                  | SW                |
| S3       | 20190826        | Cloudy  | Moderate      | Mid-Flood | B                  | 9.2       | 16:01 | 7.54      | 7.68 | 18.4      | 27.46     | 2.71                   | <2        | 99                      | 0.146                  | W                 |
| S3       | 20190826        | Cloudy  | Moderate      | Mid-Flood | M                  | 5.1       | 16:02 | 7.24      | 7.92 | 20        | 27.4      | 2.8                    | 2         | 102                     | 0.259                  | SW                |
| S3       | 20190826        | Cloudy  | Moderate      | Mid-Flood | M                  | 5.1       | 16:02 | 7.65      | 7.9  | 18.7      | 27.39     | 2.88                   | 2         | 101                     | 0.135                  | W                 |
| S3       | 20190826        | Cloudy  | Moderate      | Mid-Flood | S                  | 1         | 16:03 | 7.1       | 7.97 | 19.6      | 27.27     | 2.73                   | 3         | 100                     | 0.141                  | W                 |
| S3       | 20190826        | Cloudy  | Moderate      | Mid-Flood | S                  | 1         | 16:03 | 7.54      | 7.69 | 18.7      | 27.11     | 2.93                   | 2         | 99                      | 0.23                   | NW                |
| B1       | 20190828        | Cloudy  | Moderate      | Mid-Ebb   | B                  | 3.8       | 9:10  | 7.12      | 8.01 | 23.7      | 28.63     | 2.71                   | 11        | 105                     | 0.121                  | SE                |
| B1       | 20190828        | Cloudy  | Moderate      | Mid-Ebb   | B                  | 3.8       | 9:10  | 6.86      | 7.84 | 23.4      | 28.68     | 2.88                   | 10        | 106                     | 0.086                  | S                 |
| B1       | 20190828        | Cloudy  | Moderate      | Mid-Ebb   | S                  | 1         | 9:11  | 7.08      | 7.71 | 22.3      | 28.77     | 2.78                   | 9         | 106                     | 0.199                  | S                 |
| B1       | 20190828        | Cloudy  | Moderate      | Mid-Ebb   | S                  | 1         | 9:11  | 6.94      | 8.1  | 23.1      | 28.78     | 2.85                   | 8         | 105                     | 0.123                  | SE                |
| B2       | 20190828        | Cloudy  | Moderate      | Mid-Ebb   | B                  | 4.8       | 9:30  | 6.62      | 7.83 | 23.6      | 28.86     | 2.83                   | 7         | 106                     | 0.201                  | SE                |
| B2       | 20190828        | Cloudy  | Moderate      | Mid-Ebb   | B                  | 4.8       | 9:30  | 6.78      | 8.17 | 21.9      | 28.91     | 2.65                   | 8         | 104                     | 0.105                  | SE                |
| B2       | 20190828        | Cloudy  | Moderate      | Mid-Ebb   | S                  | 1         | 9:31  | 6.6       | 7.74 | 22.6      | 28.87     | 2.86                   | 9         | 105                     | 0.161                  | S                 |
| B2       | 20190828        | Cloudy  | Moderate      | Mid-Ebb   | S                  | 1         | 9:31  | 7.32      | 7.86 | 22.9      | 28.66     | 2.76                   | 10        | 105                     | 0.14                   | E                 |
| B3       | 20190828        | Cloudy  | Moderate      | Mid-Ebb   | B                  | 4.2       | 9:41  | 6.54      | 7.88 | 22.4      | 28.73     | 2.95                   | 7         | 102                     | 0.201                  | SE                |
| B3       | 20190828        | Cloudy  | Moderate      | Mid-Ebb   | B                  | 4.2       | 9:41  | 6.59      | 7.83 | 22.8      | 28.66     | 2.9                    | 8         | 105                     | 0.127                  | SE                |
| B3       | 20190828        | Cloudy  | Moderate      | Mid-Ebb   | S                  | 1         | 9:42  | 6.73      | 7.79 | 22.6      | 28.75     | 2.92                   | 8         | 104                     | 0.152                  | SE                |
| B3       | 20190828        | Cloudy  | Moderate      | Mid-Ebb   | S                  | 1         | 9:42  | 6.67      | 8.02 | 23.4      | 28.68     | 2.67                   | 8         | 105                     | 0.213                  | SE                |
| B4       | 20190828        | Cloudy  | Moderate      | Mid-Ebb   | B                  | 3.7       | 9:55  | 6.63      | 7.93 | 23.8      | 28.98     | 2.52                   | 6         | 105                     | 0.138                  | S                 |
| B4       | 20190828        | Cloudy  | Moderate      | Mid-Ebb   | B                  | 3.7       | 9:55  | 6.78      | 8    | 24.2      | 28.92     | 2.67                   | 6         | 104                     | 0.11                   | SE                |
| B4       | 20190828        | Cloudy  | Moderate      | Mid-Ebb   | S                  | 1         | 9:56  | 6.77      | 7.94 | 24.3      | 28.75     | 3.2                    | 9         | 104                     | 0.155                  | S                 |
| B4       | 20190828        | Cloudy  | Moderate      | Mid-Ebb   | S                  | 1         | 9:56  | 6.71      | 7.99 | 23.6      | 28.8      | 3.17                   | 9         | 106                     | 0.121                  | SE                |
| C1A      | 20190828        | Cloudy  | Moderate      | Mid-Ebb   | B                  | 9.5       | 8:44  | 7.27      | 7.88 | 21.8      | 28.51     | 2.84                   | 13        | 104                     | 0.154                  | S                 |
| C1A      | 20190828        | Cloudy  | Moderate      | Mid-Ebb   | B                  | 9.5       | 8:44  | 6.65      | 7.86 | 21.5      | 28.53     | 2.86                   | 13        | 103                     | 0.122                  | E                 |
| C1A      | 20190828        | Cloudy  | Moderate      | Mid-Ebb   | M                  | 5.25      | 8:45  | 6.69      | 7.69 | 23.1      | 28.51     | 2.6                    | 9         | 105                     | 0.231                  | E                 |
| C1A      | 20190828        | Cloudy  | Moderate      | Mid-Ebb   | M                  | 5.25      | 8:45  | 6.84      | 7.91 | 21.5      | 28.53     | 2.62                   | 9         | 105                     | 0.16                   | S                 |
| C1A      | 20190828        | Cloudy  | Moderate      | Mid-Ebb   | S                  | 1         | 8:46  | 6.85      | 8.15 | 23.5      | 28.63     | 3.15                   | 8         | 104                     | 0.151                  | E                 |
| C1A      | 20190828        | Cloudy  | Moderate      | Mid-Ebb   | S                  | 1         | 8:46  | 6.91      | 8.02 | 23.3      | 28.5      | 2.89                   | 8         | 104                     | 0.087                  | E                 |

Contract No. EP/SP/66/12  
Integrated Waste Management Facilities, Phase 1  
Impact Water Quality Monitoring Data

| Location | Date (YYYYMMDD) | Weather | Sea Condition | Tidal   | Water Level note 1 | Depth (m) | Time  | DO (mg/L) | pH   | Sal (ppt) | Temp (°C) | Turbidity (NTU) note 2 | SS (mg/L) | Total Alkalinity (mg/L) | Current Velocity (m/s) | Direction in NESW |
|----------|-----------------|---------|---------------|---------|--------------------|-----------|-------|-----------|------|-----------|-----------|------------------------|-----------|-------------------------|------------------------|-------------------|
| C2A      | 20190828        | Cloudy  | Moderate      | Mid-Ebb | B                  | 10.9      | 9:08  | 6.79      | 8.02 | 22.2      | 28.65     | 2.64                   | 12        | 105                     | 0.101                  | SE                |
| C2A      | 20190828        | Cloudy  | Moderate      | Mid-Ebb | B                  | 10.9      | 9:08  | 6.57      | 8    | 23.5      | 28.6      | 2.74                   | 12        | 105                     | 0.192                  | SE                |
| C2A      | 20190828        | Cloudy  | Moderate      | Mid-Ebb | M                  | 11.55     | 9:09  | 6.62      | 7.86 | 23.9      | 28.55     | 2.88                   | 11        | 104                     | 0.136                  | S                 |
| C2A      | 20190828        | Cloudy  | Moderate      | Mid-Ebb | M                  | 11.55     | 9:09  | 6.63      | 7.86 | 22.9      | 28.54     | 2.82                   | 11        | 105                     | 0.125                  | S                 |
| C2A      | 20190828        | Cloudy  | Moderate      | Mid-Ebb | S                  | 1         | 9:10  | 6.76      | 7.82 | 22.6      | 28.66     | 2.89                   | 9         | 104                     | 0.158                  | E                 |
| C2A      | 20190828        | Cloudy  | Moderate      | Mid-Ebb | S                  | 1         | 9:10  | 6.54      | 7.89 | 24.2      | 28.56     | 2.95                   | 9         | 106                     | 0.179                  | SE                |
| CR1      | 20190828        | Cloudy  | Moderate      | Mid-Ebb | B                  | 12.2      | 10:23 | 7.27      | 8.04 | 21.7      | 29        | 2.64                   | 13        | 105                     | 0.226                  | S                 |
| CR1      | 20190828        | Cloudy  | Moderate      | Mid-Ebb | B                  | 12.2      | 10:23 | 6.95      | 8.22 | 21.8      | 28.94     | 2.55                   | 13        | 104                     | 0.138                  | SE                |
| CR1      | 20190828        | Cloudy  | Moderate      | Mid-Ebb | M                  | 6.6       | 10:24 | 6.72      | 8.17 | 22.3      | 28.88     | 2.74                   | 11        | 104                     | 0.243                  | SE                |
| CR1      | 20190828        | Cloudy  | Moderate      | Mid-Ebb | M                  | 6.6       | 10:24 | 6.8       | 8.01 | 22.5      | 28.95     | 2.97                   | 12        | 104                     | 0.19                   | S                 |
| CR1      | 20190828        | Cloudy  | Moderate      | Mid-Ebb | S                  | 1         | 10:25 | 6.77      | 7.89 | 21.6      | 28.87     | 2.97                   | 8         | 104                     | 0.158                  | S                 |
| CR1      | 20190828        | Cloudy  | Moderate      | Mid-Ebb | S                  | 1         | 10:25 | 6.98      | 8.03 | 23.4      | 29.1      | 3.18                   | 9         | 105                     | 0.173                  | E                 |
| CR2      | 20190828        | Cloudy  | Moderate      | Mid-Ebb | B                  | 9.8       | 9:57  | 6.81      | 7.66 | 23.3      | 28.86     | 2.94                   | 9         | 105                     | 0.235                  | E                 |
| CR2      | 20190828        | Cloudy  | Moderate      | Mid-Ebb | B                  | 9.8       | 9:57  | 6.77      | 7.8  | 22.1      | 28.95     | 2.48                   | 8         | 103                     | 0.193                  | S                 |
| CR2      | 20190828        | Cloudy  | Moderate      | Mid-Ebb | M                  | 5.4       | 9:58  | 7.05      | 7.68 | 23.4      | 29.01     | 2.61                   | 10        | 104                     | 0.171                  | E                 |
| CR2      | 20190828        | Cloudy  | Moderate      | Mid-Ebb | M                  | 5.4       | 9:58  | 7.09      | 8.21 | 22.3      | 28.99     | 2.96                   | 10        | 104                     | 0.123                  | SE                |
| CR2      | 20190828        | Cloudy  | Moderate      | Mid-Ebb | S                  | 1         | 9:59  | 6.73      | 7.77 | 23.7      | 29.12     | 3.16                   | 12        | 103                     | 0.182                  | SE                |
| CR2      | 20190828        | Cloudy  | Moderate      | Mid-Ebb | S                  | 1         | 9:59  | 7.1       | 7.84 | 22.2      | 29.13     | 3.18                   | 12        | 105                     | 0.204                  | SE                |
| F1A      | 20190828        | Cloudy  | Moderate      | Mid-Ebb | B                  | 6.9       | 10:28 | 6.65      | 7.94 | 22.9      | 29.45     | 2.98                   | 11        | 104                     | 0.211                  | SE                |
| F1A      | 20190828        | Cloudy  | Moderate      | Mid-Ebb | B                  | 6.9       | 10:28 | 6.73      | 7.8  | 24.2      | 29.42     | 2.92                   | 12        | 102                     | 0.137                  | SE                |
| F1A      | 20190828        | Cloudy  | Moderate      | Mid-Ebb | M                  | 3.95      | 10:29 | 6.61      | 8.06 | 24.2      | 29.5      | 2.83                   | 11        | 104                     | 0.111                  | S                 |
| F1A      | 20190828        | Cloudy  | Moderate      | Mid-Ebb | M                  | 3.95      | 10:29 | 6.59      | 8.13 | 22.9      | 29.49     | 3.02                   | 10        | 104                     | 0.108                  | S                 |
| F1A      | 20190828        | Cloudy  | Moderate      | Mid-Ebb | S                  | 1         | 10:30 | 6.51      | 8.09 | 22.2      | 29.2      | 2.84                   | 9         | 105                     | 0.161                  | SE                |
| F1A      | 20190828        | Cloudy  | Moderate      | Mid-Ebb | S                  | 1         | 10:30 | 6.61      | 7.91 | 22.3      | 29.43     | 3.12                   | 10        | 105                     | 0.199                  | E                 |
| H1       | 20190828        | Cloudy  | Moderate      | Mid-Ebb | B                  | 7.6       | 9:27  | 6.69      | 8.04 | 22.7      | 28.63     | 2.48                   | 8         | 104                     | 0.249                  | S                 |
| H1       | 20190828        | Cloudy  | Moderate      | Mid-Ebb | B                  | 7.6       | 9:27  | 6.65      | 8.01 | 22.9      | 28.6      | 2.5                    | 8         | 104                     | 0.113                  | E                 |
| H1       | 20190828        | Cloudy  | Moderate      | Mid-Ebb | M                  | 4.3       | 9:28  | 6.63      | 8.07 | 23.5      | 28.75     | 2.57                   | 10        | 106                     | 0.136                  | SE                |
| H1       | 20190828        | Cloudy  | Moderate      | Mid-Ebb | M                  | 4.3       | 9:28  | 6.79      | 7.89 | 23.4      | 28.67     | 3.06                   | 10        | 106                     | 0.126                  | S                 |
| H1       | 20190828        | Cloudy  | Moderate      | Mid-Ebb | S                  | 1         | 9:29  | 6.58      | 7.77 | 22.6      | 28.62     | 2.94                   | 10        | 105                     | 0.089                  | SE                |

Contract No. EP/SP/66/12  
Integrated Waste Management Facilities, Phase 1  
Impact Water Quality Monitoring Data

| Location | Date (YYYYMMDD) | Weather | Sea Condition | Tidal     | Water Level note 1 | Depth (m) | Time  | DO (mg/L) | pH   | Sal (ppt) | Temp (°C) | Turbidity (NTU) note 2 | SS (mg/L) | Total Alkalinity (mg/L) | Current Velocity (m/s) | Direction in NESW |
|----------|-----------------|---------|---------------|-----------|--------------------|-----------|-------|-----------|------|-----------|-----------|------------------------|-----------|-------------------------|------------------------|-------------------|
| H1       | 20190828        | Cloudy  | Moderate      | Mid-Ebb   | S                  | 1         | 9:29  | 6.66      | 7.77 | 22.5      | 28.71     | 2.97                   | 9         | 105                     | 0.091                  | SE                |
| M1       | 20190828        | Cloudy  | Moderate      | Mid-Ebb   | B                  | 8.2       | 11:01 | 6.69      | 7.99 | 22.2      | 29.16     | 3.01                   | 8         | 104                     | 0.082                  | SE                |
| M1       | 20190828        | Cloudy  | Moderate      | Mid-Ebb   | B                  | 8.2       | 11:01 | 6.57      | 8.03 | 23.9      | 29.24     | 2.92                   | 7         | 104                     | 0.247                  | SE                |
| M1       | 20190828        | Cloudy  | Moderate      | Mid-Ebb   | M                  | 4.6       | 11:02 | 6.69      | 8.05 | 23.5      | 29.1      | 3                      | 6         | 107                     | 0.229                  | E                 |
| M1       | 20190828        | Cloudy  | Moderate      | Mid-Ebb   | M                  | 4.6       | 11:02 | 6.63      | 7.81 | 22.4      | 29.36     | 2.75                   | 7         | 107                     | 0.232                  | S                 |
| M1       | 20190828        | Cloudy  | Moderate      | Mid-Ebb   | S                  | 1         | 11:03 | 6.56      | 7.94 | 23.8      | 29.28     | 2.74                   | 6         | 103                     | 0.146                  | S                 |
| M1       | 20190828        | Cloudy  | Moderate      | Mid-Ebb   | S                  | 1         | 11:03 | 6.78      | 8.11 | 23.9      | 29.49     | 2.89                   | 6         | 104                     | 0.081                  | E                 |
| S1       | 20190828        | Cloudy  | Moderate      | Mid-Ebb   | B                  | 3.8       | 9:21  | 7.28      | 7.86 | 21.7      | 28.74     | 3                      | 11        | 104                     | 0.243                  | S                 |
| S1       | 20190828        | Cloudy  | Moderate      | Mid-Ebb   | B                  | 3.8       | 9:21  | 6.63      | 7.66 | 21.6      | 28.88     | 2.7                    | 12        | 106                     | 0.079                  | S                 |
| S1       | 20190828        | Cloudy  | Moderate      | Mid-Ebb   | S                  | 1         | 9:22  | 7.07      | 8    | 22.2      | 28.82     | 2.99                   | 16        | 104                     | 0.09                   | S                 |
| S1       | 20190828        | Cloudy  | Moderate      | Mid-Ebb   | S                  | 1         | 9:22  | 7.11      | 7.86 | 23.4      | 28.89     | 2.87                   | 17        | 102                     | 0.16                   | E                 |
| S2A      | 20190828        | Cloudy  | Moderate      | Mid-Ebb   | B                  | 7.7       | 9:46  | 6.79      | 8.1  | 21.9      | 28.82     | 3.02                   | 7         | 105                     | 0.154                  | SE                |
| S2A      | 20190828        | Cloudy  | Moderate      | Mid-Ebb   | B                  | 7.7       | 9:46  | 6.61      | 8.08 | 23.5      | 28.96     | 2.58                   | 8         | 105                     | 0.167                  | E                 |
| S2A      | 20190828        | Cloudy  | Moderate      | Mid-Ebb   | M                  | 4.35      | 9:47  | 6.86      | 7.72 | 21.6      | 29.08     | 2.71                   | 8         | 105                     | 0.085                  | S                 |
| S2A      | 20190828        | Cloudy  | Moderate      | Mid-Ebb   | M                  | 4.35      | 9:47  | 6.87      | 8.12 | 21.7      | 29.05     | 3.08                   | 7         | 106                     | 0.114                  | S                 |
| S2A      | 20190828        | Cloudy  | Moderate      | Mid-Ebb   | S                  | 1         | 9:48  | 6.75      | 7.92 | 21.4      | 28.75     | 2.9                    | 8         | 104                     | 0.085                  | S                 |
| S2A      | 20190828        | Cloudy  | Moderate      | Mid-Ebb   | S                  | 1         | 9:48  | 7.22      | 7.96 | 23.2      | 29.07     | 2.85                   | 8         | 104                     | 0.162                  | SE                |
| S3       | 20190828        | Cloudy  | Moderate      | Mid-Ebb   | B                  | 10.2      | 10:09 | 6.9       | 8.21 | 23.6      | 29.02     | 2.51                   | 8         | 105                     | 0.129                  | S                 |
| S3       | 20190828        | Cloudy  | Moderate      | Mid-Ebb   | B                  | 10.2      | 10:09 | 6.73      | 7.78 | 23        | 29.02     | 3.02                   | 9         | 104                     | 0.081                  | SE                |
| S3       | 20190828        | Cloudy  | Moderate      | Mid-Ebb   | M                  | 5.6       | 10:10 | 6.8       | 8.14 | 22.2      | 29.15     | 3.13                   | 11        | 105                     | 0.218                  | E                 |
| S3       | 20190828        | Cloudy  | Moderate      | Mid-Ebb   | M                  | 5.6       | 10:10 | 6.66      | 7.74 | 23.9      | 29.12     | 3.09                   | 10        | 104                     | 0.086                  | E                 |
| S3       | 20190828        | Cloudy  | Moderate      | Mid-Ebb   | S                  | 1         | 10:11 | 6.61      | 7.72 | 22        | 29.01     | 2.78                   | 12        | 104                     | 0.087                  | SE                |
| S3       | 20190828        | Cloudy  | Moderate      | Mid-Ebb   | S                  | 1         | 10:11 | 7.2       | 7.97 | 23.8      | 28.9      | 2.7                    | 11        | 104                     | 0.102                  | E                 |
| B1       | 20190828        | Cloudy  | Moderate      | Mid-Flood | B                  | 3.8       | 15:09 | 6.74      | 7.81 | 21.7      | 30.48     | 2.8                    | 10        | 104                     | 0.177                  | NW                |
| B1       | 20190828        | Cloudy  | Moderate      | Mid-Flood | B                  | 3.8       | 15:09 | 6.82      | 8.08 | 24        | 30.35     | 2.74                   | 9         | 104                     | 0.223                  | W                 |
| B1       | 20190828        | Cloudy  | Moderate      | Mid-Flood | S                  | 1         | 15:10 | 6.35      | 7.98 | 23.1      | 30.53     | 3.13                   | 7         | 104                     | 0.279                  | W                 |
| B1       | 20190828        | Cloudy  | Moderate      | Mid-Flood | S                  | 1         | 15:10 | 6.2       | 8.04 | 23.7      | 30.53     | 3.21                   | 8         | 104                     | 0.214                  | W                 |
| B2       | 20190828        | Cloudy  | Moderate      | Mid-Flood | B                  | 3.5       | 15:31 | 6.66      | 8.02 | 24        | 30.45     | 2.38                   | 9         | 104                     | 0.243                  | SW                |
| B2       | 20190828        | Cloudy  | Moderate      | Mid-Flood | B                  | 3.5       | 15:31 | 6.54      | 7.78 | 22.6      | 30.39     | 2.62                   | 8         | 104                     | 0.155                  | NW                |



Contract No. EP/SP/66/12  
Integrated Waste Management Facilities, Phase 1  
Impact Water Quality Monitoring Data

| Location | Date (YYYYMMDD) | Weather | Sea Condition | Tidal     | Water Level note 1 | Depth (m) | Time  | DO (mg/L) | pH   | Sal (ppt) | Temp (°C) | Turbidity (NTU) note 2 | SS (mg/L) | Total Alkalinity (mg/L) | Current Velocity (m/s) | Direction in NESW |
|----------|-----------------|---------|---------------|-----------|--------------------|-----------|-------|-----------|------|-----------|-----------|------------------------|-----------|-------------------------|------------------------|-------------------|
| B2       | 20190828        | Cloudy  | Moderate      | Mid-Flood | S                  | 1         | 15:32 | 6.7       | 7.89 | 23        | 30.41     | 3.02                   | 12        | 104                     | 0.288                  | W                 |
| B2       | 20190828        | Cloudy  | Moderate      | Mid-Flood | S                  | 1         | 15:32 | 6.38      | 7.88 | 21.9      | 30.35     | 2.88                   | 12        | 104                     | 0.165                  | W                 |
| B3       | 20190828        | Cloudy  | Moderate      | Mid-Flood | B                  | 3.4       | 15:17 | 6.79      | 7.75 | 23.1      | 30.15     | 2.4                    | 11        | 104                     | 0.283                  | W                 |
| B3       | 20190828        | Cloudy  | Moderate      | Mid-Flood | B                  | 3.4       | 15:17 | 6.46      | 7.71 | 22.1      | 30.08     | 2.42                   | 12        | 105                     | 0.149                  | W                 |
| B3       | 20190828        | Cloudy  | Moderate      | Mid-Flood | S                  | 1         | 15:18 | 6.5       | 7.84 | 23.4      | 30.06     | 3.11                   | 8         | 103                     | 0.198                  | SW                |
| B3       | 20190828        | Cloudy  | Moderate      | Mid-Flood | S                  | 1         | 15:18 | 6.66      | 7.67 | 23.8      | 30.15     | 3.15                   | 8         | 104                     | 0.189                  | NW                |
| B4       | 20190828        | Cloudy  | Moderate      | Mid-Flood | B                  | 4.1       | 15:28 | 6.5       | 7.73 | 22.5      | 30.05     | 2.45                   | 7         | 105                     | 0.17                   | W                 |
| B4       | 20190828        | Cloudy  | Moderate      | Mid-Flood | B                  | 4.1       | 15:28 | 6.52      | 7.8  | 23.7      | 30.05     | 2.86                   | 8         | 104                     | 0.178                  | W                 |
| B4       | 20190828        | Cloudy  | Moderate      | Mid-Flood | S                  | 1         | 15:29 | 6.87      | 7.75 | 23.8      | 30.21     | 3.25                   | 5         | 103                     | 0.243                  | W                 |
| B4       | 20190828        | Cloudy  | Moderate      | Mid-Flood | S                  | 1         | 15:29 | 6.69      | 7.81 | 22.7      | 30.12     | 3.2                    | 5         | 104                     | 0.197                  | W                 |
| C1A      | 20190828        | Cloudy  | Moderate      | Mid-Flood | B                  | 10.2      | 14:42 | 6.1       | 7.92 | 23.7      | 30.55     | 2.87                   | 10        | 104                     | 0.167                  | SW                |
| C1A      | 20190828        | Cloudy  | Moderate      | Mid-Flood | B                  | 10.2      | 14:42 | 6.25      | 7.93 | 23.2      | 30.33     | 2.88                   | 11        | 104                     | 0.151                  | W                 |
| C1A      | 20190828        | Cloudy  | Moderate      | Mid-Flood | M                  | 5.6       | 14:43 | 6.41      | 8.07 | 22.2      | 30.53     | 2.72                   | 11        | 103                     | 0.258                  | W                 |
| C1A      | 20190828        | Cloudy  | Moderate      | Mid-Flood | M                  | 5.6       | 14:43 | 6.82      | 7.86 | 23        | 30.53     | 2.63                   | 11        | 104                     | 0.223                  | W                 |
| C1A      | 20190828        | Cloudy  | Moderate      | Mid-Flood | S                  | 1         | 14:44 | 6.63      | 7.85 | 22.2      | 30.55     | 2.84                   | 8         | 104                     | 0.245                  | SW                |
| C1A      | 20190828        | Cloudy  | Moderate      | Mid-Flood | S                  | 1         | 14:44 | 6.69      | 7.97 | 23.3      | 30.53     | 2.71                   | 9         | 104                     | 0.214                  | W                 |
| C2A      | 20190828        | Cloudy  | Moderate      | Mid-Flood | B                  | 10        | 14:42 | 6.48      | 7.74 | 23        | 30.24     | 2.9                    | 9         | 104                     | 0.172                  | W                 |
| C2A      | 20190828        | Cloudy  | Moderate      | Mid-Flood | B                  | 10        | 14:42 | 6.5       | 7.64 | 22.2      | 30.28     | 2.62                   | 9         | 104                     | 0.24                   | NW                |
| C2A      | 20190828        | Cloudy  | Moderate      | Mid-Flood | M                  | 5.5       | 14:43 | 6.87      | 7.56 | 23.5      | 30.22     | 2.64                   | 8         | 105                     | 0.288                  | W                 |
| C2A      | 20190828        | Cloudy  | Moderate      | Mid-Flood | M                  | 5.5       | 14:43 | 6.65      | 7.61 | 21.6      | 30.12     | 2.91                   | 9         | 104                     | 0.17                   | SW                |
| C2A      | 20190828        | Cloudy  | Moderate      | Mid-Flood | S                  | 1         | 14:44 | 6.71      | 7.8  | 21.9      | 30.21     | 2.93                   | 8         | 104                     | 0.175                  | W                 |
| C2A      | 20190828        | Cloudy  | Moderate      | Mid-Flood | S                  | 1         | 14:44 | 6.62      | 7.84 | 21.7      | 30.23     | 2.96                   | 9         | 104                     | 0.175                  | NW                |
| CR1      | 20190828        | Cloudy  | Moderate      | Mid-Flood | B                  | 11.6      | 16:24 | 6.85      | 7.93 | 23.6      | 30.42     | 2.56                   | 6         | 107                     | 0.265                  | SW                |
| CR1      | 20190828        | Cloudy  | Moderate      | Mid-Flood | B                  | 11.6      | 16:24 | 6.44      | 8.08 | 22.3      | 30.35     | 2.69                   | 6         | 107                     | 0.217                  | SW                |
| CR1      | 20190828        | Cloudy  | Moderate      | Mid-Flood | M                  | 6.3       | 16:25 | 6.23      | 7.97 | 22.3      | 30.27     | 2.87                   | 7         | 105                     | 0.275                  | W                 |
| CR1      | 20190828        | Cloudy  | Moderate      | Mid-Flood | M                  | 6.3       | 16:25 | 6.2       | 8.03 | 23.3      | 30.32     | 3.13                   | 7         | 106                     | 0.224                  | W                 |
| CR1      | 20190828        | Cloudy  | Moderate      | Mid-Flood | S                  | 1         | 16:26 | 6.84      | 8.06 | 22.9      | 30.21     | 3.22                   | 7         | 105                     | 0.24                   | W                 |
| CR1      | 20190828        | Cloudy  | Moderate      | Mid-Flood | S                  | 1         | 16:26 | 6.58      | 7.79 | 24.1      | 30.39     | 2.98                   | 8         | 106                     | 0.219                  | W                 |
| CR2      | 20190828        | Cloudy  | Moderate      | Mid-Flood | B                  | 10.7      | 15:58 | 6.22      | 7.77 | 22.9      | 30.27     | 2.72                   | 7         | 105                     | 0.27                   | W                 |

Contract No. EP/SP/66/12  
Integrated Waste Management Facilities, Phase 1  
Impact Water Quality Monitoring Data

| Location | Date (YYYYMMDD) | Weather | Sea Condition | Tidal     | Water Level note 1 | Depth (m) | Time  | DO (mg/L) | pH   | Sal (ppt) | Temp (°C) | Turbidity (NTU) note 2 | SS (mg/L) | Total Alkalinity (mg/L) | Current Velocity (m/s) | Direction in NESW |
|----------|-----------------|---------|---------------|-----------|--------------------|-----------|-------|-----------|------|-----------|-----------|------------------------|-----------|-------------------------|------------------------|-------------------|
| CR2      | 20190828        | Cloudy  | Moderate      | Mid-Flood | B                  | 10.7      | 15:58 | 6.22      | 7.88 | 24.1      | 30.35     | 2.78                   | 8         | 105                     | 0.164                  | NW                |
| CR2      | 20190828        | Cloudy  | Moderate      | Mid-Flood | M                  | 5.85      | 15:59 | 6.31      | 7.88 | 22.8      | 30.33     | 3.07                   | 7         | 106                     | 0.179                  | W                 |
| CR2      | 20190828        | Cloudy  | Moderate      | Mid-Flood | M                  | 5.85      | 15:59 | 6.73      | 7.81 | 24.2      | 30.26     | 2.74                   | 8         | 105                     | 0.135                  | W                 |
| CR2      | 20190828        | Cloudy  | Moderate      | Mid-Flood | S                  | 1         | 16:00 | 6.63      | 7.92 | 24.2      | 30.38     | 3.1                    | 7         | 106                     | 0.291                  | W                 |
| CR2      | 20190828        | Cloudy  | Moderate      | Mid-Flood | S                  | 1         | 16:00 | 6.66      | 7.97 | 21.9      | 30.27     | 2.77                   | 6         | 107                     | 0.122                  | W                 |
| F1A      | 20190828        | Cloudy  | Moderate      | Mid-Flood | B                  | 6.6       | 16:00 | 6.72      | 7.7  | 22.3      | 30.05     | 2.88                   | 7         | 104                     | 0.248                  | W                 |
| F1A      | 20190828        | Cloudy  | Moderate      | Mid-Flood | B                  | 6.6       | 16:00 | 6.57      | 7.61 | 23.4      | 30.16     | 2.65                   | 8         | 105                     | 0.131                  | NW                |
| F1A      | 20190828        | Cloudy  | Moderate      | Mid-Flood | M                  | 3.8       | 16:01 | 6.52      | 7.57 | 23.7      | 30.25     | 2.69                   | 8         | 106                     | 0.155                  | W                 |
| F1A      | 20190828        | Cloudy  | Moderate      | Mid-Flood | M                  | 3.8       | 16:01 | 6.79      | 7.64 | 23.2      | 30.13     | 2.71                   | 8         | 104                     | 0.267                  | SW                |
| F1A      | 20190828        | Cloudy  | Moderate      | Mid-Flood | S                  | 1         | 16:02 | 6.83      | 7.78 | 22.4      | 30.19     | 2.78                   | 9         | 104                     | 0.216                  | SW                |
| F1A      | 20190828        | Cloudy  | Moderate      | Mid-Flood | S                  | 1         | 16:02 | 6.89      | 7.78 | 22.6      | 30.17     | 2.95                   | 8         | 104                     | 0.141                  | W                 |
| H1       | 20190828        | Cloudy  | Moderate      | Mid-Flood | B                  | 6.9       | 14:59 | 6.54      | 7.88 | 22.2      | 30.15     | 2.55                   | 8         | 104                     | 0.142                  | W                 |
| H1       | 20190828        | Cloudy  | Moderate      | Mid-Flood | B                  | 6.9       | 14:59 | 6.86      | 7.67 | 22.5      | 30.16     | 2.61                   | 7         | 104                     | 0.213                  | SW                |
| H1       | 20190828        | Cloudy  | Moderate      | Mid-Flood | M                  | 3.95      | 15:00 | 6.55      | 7.67 | 23.4      | 30.26     | 2.73                   | 7         | 104                     | 0.168                  | W                 |
| H1       | 20190828        | Cloudy  | Moderate      | Mid-Flood | M                  | 3.95      | 15:00 | 6.65      | 7.62 | 22.6      | 30.15     | 2.56                   | 7         | 104                     | 0.224                  | W                 |
| H1       | 20190828        | Cloudy  | Moderate      | Mid-Flood | S                  | 1         | 15:01 | 6.84      | 7.56 | 22        | 30.18     | 2.7                    | 7         | 103                     | 0.276                  | W                 |
| H1       | 20190828        | Cloudy  | Moderate      | Mid-Flood | S                  | 1         | 15:01 | 6.63      | 7.84 | 21.7      | 30.15     | 2.87                   | 7         | 104                     | 0.193                  | NW                |
| M1       | 20190828        | Cloudy  | Moderate      | Mid-Flood | B                  | 7.2       | 16:33 | 6.6       | 7.78 | 23.3      | 30.14     | 2.52                   | 12        | 105                     | 0.232                  | SW                |
| M1       | 20190828        | Cloudy  | Moderate      | Mid-Flood | B                  | 7.2       | 16:33 | 6.55      | 7.59 | 21.8      | 30.19     | 2.61                   | 13        | 105                     | 0.251                  | W                 |
| M1       | 20190828        | Cloudy  | Moderate      | Mid-Flood | M                  | 4.1       | 16:34 | 6.82      | 7.83 | 21.9      | 30.06     | 2.59                   | 8         | 105                     | 0.224                  | W                 |
| M1       | 20190828        | Cloudy  | Moderate      | Mid-Flood | M                  | 4.1       | 16:34 | 6.45      | 7.61 | 21.7      | 30.08     | 2.8                    | 9         | 105                     | 0.217                  | W                 |
| M1       | 20190828        | Cloudy  | Moderate      | Mid-Flood | S                  | 1         | 16:35 | 6.54      | 7.59 | 23.4      | 30.25     | 3.18                   | 7         | 107                     | 0.167                  | W                 |
| M1       | 20190828        | Cloudy  | Moderate      | Mid-Flood | S                  | 1         | 16:35 | 6.54      | 7.62 | 22.2      | 30.13     | 2.72                   | 6         | 106                     | 0.251                  | NW                |
| S1       | 20190828        | Cloudy  | Moderate      | Mid-Flood | B                  | 4.7       | 15:18 | 6.65      | 7.82 | 21.9      | 30.34     | 2.7                    | 6         | 105                     | 0.206                  | W                 |
| S1       | 20190828        | Cloudy  | Moderate      | Mid-Flood | B                  | 4.7       | 15:18 | 6.27      | 7.75 | 22.8      | 30.57     | 2.88                   | 6         | 104                     | 0.286                  | W                 |
| S1       | 20190828        | Cloudy  | Moderate      | Mid-Flood | S                  | 1         | 15:19 | 6.4       | 7.81 | 22.4      | 30.41     | 3.01                   | 6         | 106                     | 0.144                  | SW                |
| S1       | 20190828        | Cloudy  | Moderate      | Mid-Flood | S                  | 1         | 15:19 | 6.85      | 8    | 21.7      | 30.38     | 2.92                   | 5         | 106                     | 0.169                  | W                 |
| S2A      | 20190828        | Cloudy  | Moderate      | Mid-Flood | B                  | 8         | 15:44 | 6.78      | 7.89 | 22.4      | 30.31     | 2.7                    | 10        | 105                     | 0.235                  | W                 |
| S2A      | 20190828        | Cloudy  | Moderate      | Mid-Flood | B                  | 8         | 15:44 | 6.74      | 7.86 | 23.7      | 30.43     | 2.79                   | 9         | 103                     | 0.22                   | W                 |

Contract No. EP/SP/66/12  
 Integrated Waste Management Facilities, Phase 1  
 Impact Water Quality Monitoring Data

| Location | Date (YYYYMMDD) | Weather | Sea Condition | Tidal     | Water Level note 1 | Depth (m) | Time  | DO (mg/L) | pH   | Sal (ppt) | Temp (°C) | Turbidity (NTU) note 2 | SS (mg/L) | Total Alkalinity (mg/L) | Current Velocity (m/s) | Direction in NESW |
|----------|-----------------|---------|---------------|-----------|--------------------|-----------|-------|-----------|------|-----------|-----------|------------------------|-----------|-------------------------|------------------------|-------------------|
| S2A      | 20190828        | Cloudy  | Moderate      | Mid-Flood | M                  | 4.5       | 15:45 | 6.68      | 7.8  | 21.9      | 30.45     | 2.82                   | 7         | 104                     | 0.189                  | SW                |
| S2A      | 20190828        | Cloudy  | Moderate      | Mid-Flood | M                  | 4.5       | 15:45 | 6.16      | 7.78 | 22.7      | 30.21     | 2.95                   | 6         | 105                     | 0.224                  | W                 |
| S2A      | 20190828        | Cloudy  | Moderate      | Mid-Flood | S                  | 1         | 15:46 | 6.71      | 8.05 | 22        | 30.21     | 3.26                   | 5         | 104                     | 0.232                  | W                 |
| S2A      | 20190828        | Cloudy  | Moderate      | Mid-Flood | S                  | 1         | 15:46 | 6.4       | 7.91 | 22.7      | 30.42     | 2.87                   | 5         | 104                     | 0.277                  | NW                |
| S3       | 20190828        | Cloudy  | Moderate      | Mid-Flood | B                  | 8.2       | 16:07 | 6.14      | 7.75 | 22.4      | 30.4      | 2.78                   | 7         | 106                     | 0.262                  | W                 |
| S3       | 20190828        | Cloudy  | Moderate      | Mid-Flood | B                  | 8.2       | 16:07 | 6.34      | 7.78 | 21.8      | 30.3      | 2.62                   | 6         | 107                     | 0.263                  | W                 |
| S3       | 20190828        | Cloudy  | Moderate      | Mid-Flood | M                  | 4.6       | 16:08 | 6.21      | 7.75 | 22.8      | 30.4      | 2.82                   | 8         | 104                     | 0.215                  | W                 |
| S3       | 20190828        | Cloudy  | Moderate      | Mid-Flood | M                  | 4.6       | 16:08 | 6.45      | 7.77 | 23.3      | 30.28     | 2.92                   | 8         | 106                     | 0.231                  | W                 |
| S3       | 20190828        | Cloudy  | Moderate      | Mid-Flood | S                  | 1         | 16:09 | 6.69      | 7.84 | 23.7      | 30.44     | 2.85                   | 10        | 105                     | 0.251                  | SW                |
| S3       | 20190828        | Cloudy  | Moderate      | Mid-Flood | S                  | 1         | 16:09 | 6.79      | 7.88 | 22.5      | 30.44     | 3.12                   | 8         | 106                     | 0.261                  | W                 |
| B1       | 20190830        | Cloudy  | Moderate      | Mid-Ebb   | B                  | 3.6       | 13:00 | 6.36      | 7.83 | 26.6      | 27.13     | 2.66                   | 10        | 106                     | 0.187                  | E                 |
| B1       | 20190830        | Cloudy  | Moderate      | Mid-Ebb   | B                  | 3.6       | 13:00 | 6.48      | 7.83 | 26.5      | 27.13     | 2.63                   | 10        | 105                     | 0.221                  | S                 |
| B1       | 20190830        | Cloudy  | Moderate      | Mid-Ebb   | S                  | 1         | 13:01 | 6.22      | 7.85 | 26.6      | 27.21     | 3.01                   | 7         | 104                     | 0.172                  | SE                |
| B1       | 20190830        | Cloudy  | Moderate      | Mid-Ebb   | S                  | 1         | 13:01 | 6.51      | 8.03 | 25.5      | 27.26     | 2.92                   | 8         | 106                     | 0.127                  | SE                |
| B2       | 20190830        | Cloudy  | Moderate      | Mid-Ebb   | B                  | 4.5       | 13:23 | 6.13      | 7.97 | 25.6      | 27.17     | 2.56                   | 12        | 106                     | 0.25                   | E                 |
| B2       | 20190830        | Cloudy  | Moderate      | Mid-Ebb   | B                  | 4.5       | 13:23 | 6.25      | 8.04 | 26.6      | 27.26     | 2.44                   | 12        | 106                     | 0.242                  | SE                |
| B2       | 20190830        | Cloudy  | Moderate      | Mid-Ebb   | S                  | 1         | 13:24 | 6.44      | 8    | 26.6      | 27.19     | 3.05                   | 11        | 107                     | 0.14                   | SE                |
| B2       | 20190830        | Cloudy  | Moderate      | Mid-Ebb   | S                  | 1         | 13:24 | 6.15      | 7.83 | 26.1      | 27.19     | 3.14                   | 12        | 104                     | 0.104                  | SE                |
| B3       | 20190830        | Cloudy  | Moderate      | Mid-Ebb   | B                  | 4.2       | 12:04 | 6.51      | 7.9  | 25.4      | 27.19     | 2.49                   | 11        | 106                     | 0.233                  | SE                |
| B3       | 20190830        | Cloudy  | Moderate      | Mid-Ebb   | B                  | 4.2       | 12:04 | 6.66      | 7.75 | 25.4      | 27.27     | 2.56                   | 10        | 105                     | 0.125                  | SE                |
| B3       | 20190830        | Cloudy  | Moderate      | Mid-Ebb   | S                  | 1         | 12:05 | 6.67      | 7.92 | 26.3      | 27.16     | 2.84                   | 12        | 106                     | 0.233                  | E                 |
| B3       | 20190830        | Cloudy  | Moderate      | Mid-Ebb   | S                  | 1         | 12:05 | 6.5       | 7.98 | 25.7      | 27.16     | 2.89                   | 13        | 106                     | 0.205                  | SE                |
| B4       | 20190830        | Cloudy  | Moderate      | Mid-Ebb   | B                  | 3.6       | 11:56 | 6.5       | 7.75 | 26.2      | 27.3      | 2.97                   | 10        | 105                     | 0.088                  | SE                |
| B4       | 20190830        | Cloudy  | Moderate      | Mid-Ebb   | B                  | 3.6       | 11:56 | 6.63      | 7.77 | 26.4      | 27.29     | 2.87                   | 10        | 106                     | 0.201                  | SE                |
| B4       | 20190830        | Cloudy  | Moderate      | Mid-Ebb   | S                  | 1         | 11:57 | 6.6       | 7.99 | 25.1      | 27.13     | 2.74                   | 8         | 106                     | 0.217                  | S                 |
| B4       | 20190830        | Cloudy  | Moderate      | Mid-Ebb   | S                  | 1         | 11:57 | 6.52      | 7.75 | 25.2      | 27.18     | 3.05                   | 8         | 105                     | 0.206                  | SE                |
| C1A      | 20190830        | Cloudy  | Moderate      | Mid-Ebb   | B                  | 9.6       | 10:39 | 6.32      | 8.05 | 25.2      | 27.16     | 2.65                   | 19        | 105                     | 0.207                  | SE                |
| C1A      | 20190830        | Cloudy  | Moderate      | Mid-Ebb   | B                  | 9.6       | 10:39 | 6.28      | 8.07 | 26        | 27.01     | 2.8                    | 18        | 105                     | 0.217                  | S                 |
| C1A      | 20190830        | Cloudy  | Moderate      | Mid-Ebb   | M                  | 5.3       | 10:40 | 6.39      | 7.82 | 25.2      | 27.03     | 2.76                   | 16        | 106                     | 0.249                  | S                 |

Contract No. EP/SP/66/12  
Integrated Waste Management Facilities, Phase 1  
Impact Water Quality Monitoring Data

| Location | Date (YYYYMMDD) | Weather | Sea Condition | Tidal   | Water Level note 1 | Depth (m) | Time  | DO (mg/L) | pH   | Sal (ppt) | Temp (°C) | Turbidity (NTU) note 2 | SS (mg/L) | Total Alkalinity (mg/L) | Current Velocity (m/s) | Direction in NESW |
|----------|-----------------|---------|---------------|---------|--------------------|-----------|-------|-----------|------|-----------|-----------|------------------------|-----------|-------------------------|------------------------|-------------------|
| C1A      | 20190830        | Cloudy  | Moderate      | Mid-Ebb | M                  | 5.3       | 10:40 | 6.33      | 8.05 | 25.5      | 27.01     | 3.12                   | 17        | 107                     | 0.107                  | SE                |
| C1A      | 20190830        | Cloudy  | Moderate      | Mid-Ebb | S                  | 1         | 10:41 | 6.51      | 8.11 | 25.9      | 27.27     | 3.02                   | 16        | 105                     | 0.186                  | E                 |
| C1A      | 20190830        | Cloudy  | Moderate      | Mid-Ebb | S                  | 1         | 10:41 | 6.23      | 8.09 | 26.2      | 27.28     | 2.78                   | 17        | 106                     | 0.192                  | S                 |
| C2A      | 20190830        | Cloudy  | Moderate      | Mid-Ebb | B                  | 11        | 11:59 | 6.5       | 7.91 | 25.5      | 27.15     | 2.67                   | 17        | 106                     | 0.152                  | S                 |
| C2A      | 20190830        | Cloudy  | Moderate      | Mid-Ebb | B                  | 11        | 11:59 | 6.65      | 7.91 | 25.6      | 27.24     | 2.62                   | 18        | 105                     | 0.187                  | SE                |
| C2A      | 20190830        | Cloudy  | Moderate      | Mid-Ebb | M                  | 6         | 12:00 | 6.68      | 7.71 | 25.2      | 27.3      | 3                      | 19        | 106                     | 0.156                  | S                 |
| C2A      | 20190830        | Cloudy  | Moderate      | Mid-Ebb | M                  | 6         | 12:00 | 6.68      | 7.85 | 25.3      | 27.21     | 3                      | 18        | 105                     | 0.1                    | SE                |
| C2A      | 20190830        | Cloudy  | Moderate      | Mid-Ebb | S                  | 1         | 12:01 | 6.43      | 7.9  | 25        | 27.29     | 3.03                   | 18        | 106                     | 0.119                  | SE                |
| C2A      | 20190830        | Cloudy  | Moderate      | Mid-Ebb | S                  | 1         | 12:01 | 6.53      | 7.85 | 26.3      | 27.26     | 2.89                   | 18        | 105                     | 0.148                  | S                 |
| CR1      | 20190830        | Cloudy  | Moderate      | Mid-Ebb | B                  | 11.5      | 11:39 | 6.5       | 7.97 | 26.5      | 27.25     | 2.69                   | 6         | 106                     | 0.237                  | SE                |
| CR1      | 20190830        | Cloudy  | Moderate      | Mid-Ebb | B                  | 11.5      | 11:39 | 6.24      | 8.03 | 25.3      | 27        | 2.71                   | 5         | 105                     | 0.152                  | S                 |
| CR1      | 20190830        | Cloudy  | Moderate      | Mid-Ebb | M                  | 6.25      | 11:40 | 6.25      | 7.85 | 25.9      | 27.04     | 2.83                   | 6         | 106                     | 0.245                  | E                 |
| CR1      | 20190830        | Cloudy  | Moderate      | Mid-Ebb | M                  | 6.25      | 11:40 | 6.19      | 8.08 | 25.8      | 27.16     | 2.74                   | 8         | 106                     | 0.161                  | S                 |
| CR1      | 20190830        | Cloudy  | Moderate      | Mid-Ebb | S                  | 1         | 11:41 | 6.45      | 8.01 | 25.2      | 27.16     | 2.72                   | 9         | 105                     | 0.078                  | E                 |
| CR1      | 20190830        | Cloudy  | Moderate      | Mid-Ebb | S                  | 1         | 11:41 | 6.5       | 8.1  | 26.9      | 26.99     | 3.07                   | 8         | 107                     | 0.207                  | E                 |
| CR2      | 20190830        | Cloudy  | Moderate      | Mid-Ebb | B                  | 10.5      | 11:12 | 6.22      | 8.02 | 25.4      | 27.03     | 2.66                   | 5         | 105                     | 0.202                  | S                 |
| CR2      | 20190830        | Cloudy  | Moderate      | Mid-Ebb | B                  | 10.5      | 11:12 | 6.44      | 8    | 26.1      | 27.13     | 2.49                   | 6         | 105                     | 0.086                  | E                 |
| CR2      | 20190830        | Cloudy  | Moderate      | Mid-Ebb | M                  | 5.75      | 11:13 | 6.51      | 7.91 | 26        | 26.99     | 3.03                   | - Note 3  | 107                     | 0.085                  | SE                |
| CR2      | 20190830        | Cloudy  | Moderate      | Mid-Ebb | M                  | 5.75      | 11:13 | 6.22      | 8.07 | 25.8      | 27.09     | 2.73                   | 10        | 105                     | 0.245                  | S                 |
| CR2      | 20190830        | Cloudy  | Moderate      | Mid-Ebb | S                  | 1         | 11:14 | 6.49      | 7.9  | 25.5      | 27.07     | 2.94                   | 10        | 106                     | 0.154                  | SE                |
| CR2      | 20190830        | Cloudy  | Moderate      | Mid-Ebb | S                  | 1         | 11:14 | 6.34      | 8.06 | 26.4      | 27.24     | 2.91                   | 10        | 106                     | 0.159                  | SE                |
| F1A      | 20190830        | Cloudy  | Moderate      | Mid-Ebb | B                  | 7.7       | 11:27 | 6.55      | 7.94 | 26.1      | 27.15     | 2.83                   | 22        | 106                     | 0.18                   | E                 |
| F1A      | 20190830        | Cloudy  | Moderate      | Mid-Ebb | B                  | 7.7       | 11:27 | 6.5       | 7.79 | 25        | 27.29     | 2.45                   | 24        | 104                     | 0.115                  | SE                |
| F1A      | 20190830        | Cloudy  | Moderate      | Mid-Ebb | M                  | 4.35      | 11:28 | 6.58      | 8.01 | 25.1      | 27.22     | 2.88                   | 21        | 105                     | 0.172                  | E                 |
| F1A      | 20190830        | Cloudy  | Moderate      | Mid-Ebb | M                  | 4.35      | 11:28 | 6.68      | 8.04 | 25.2      | 27.28     | 2.97                   | 23        | 104                     | 0.08                   | E                 |
| F1A      | 20190830        | Cloudy  | Moderate      | Mid-Ebb | S                  | 1         | 11:29 | 6.51      | 7.99 | 25.8      | 27.19     | 2.81                   | 24        | 106                     | 0.248                  | S                 |
| F1A      | 20190830        | Cloudy  | Moderate      | Mid-Ebb | S                  | 1         | 11:29 | 6.69      | 7.74 | 25.3      | 27.13     | 3.2                    | 23        | 106                     | 0.086                  | S                 |
| H1       | 20190830        | Cloudy  | Moderate      | Mid-Ebb | B                  | 7         | 11:00 | 6.56      | 7.96 | 26.4      | 27.26     | 2.62                   | 18        | 106                     | 0.231                  | S                 |
| H1       | 20190830        | Cloudy  | Moderate      | Mid-Ebb | B                  | 7         | 11:00 | 6.4       | 7.93 | 25.7      | 27.11     | 2.5                    | 16        | 106                     | 0.114                  | SE                |

Contract No. EP/SP/66/12  
Integrated Waste Management Facilities, Phase 1  
Impact Water Quality Monitoring Data

| Location | Date (YYYYMMDD) | Weather | Sea Condition | Tidal     | Water Level note 1 | Depth (m) | Time  | DO (mg/L) | pH   | Sal (ppt) | Temp (°C) | Turbidity (NTU) note 2 | SS (mg/L) | Total Alkalinity (mg/L) | Current Velocity (m/s) | Direction in NESW |
|----------|-----------------|---------|---------------|-----------|--------------------|-----------|-------|-----------|------|-----------|-----------|------------------------|-----------|-------------------------|------------------------|-------------------|
| H1       | 20190830        | Cloudy  | Moderate      | Mid-Ebb   | M                  | 4         | 11:01 | 6.63      | 7.79 | 25        | 27.19     | 2.94                   | 13        | 106                     | 0.242                  | S                 |
| H1       | 20190830        | Cloudy  | Moderate      | Mid-Ebb   | M                  | 4         | 11:01 | 6.49      | 7.71 | 25        | 27.26     | 3.13                   | 12        | 105                     | 0.164                  | S                 |
| H1       | 20190830        | Cloudy  | Moderate      | Mid-Ebb   | S                  | 1         | 11:02 | 6.46      | 7.9  | 25.3      | 27.21     | 2.84                   | 7         | 105                     | 0.104                  | SE                |
| H1       | 20190830        | Cloudy  | Moderate      | Mid-Ebb   | S                  | 1         | 11:02 | 6.52      | 7.86 | 26.3      | 27.26     | 3.02                   | 7         | 106                     | 0.124                  | E                 |
| M1       | 20190830        | Cloudy  | Moderate      | Mid-Ebb   | B                  | 8.6       | 10:58 | 6.52      | 7.85 | 25.3      | 27.28     | 2.57                   | 16        | 105                     | 0.213                  | S                 |
| M1       | 20190830        | Cloudy  | Moderate      | Mid-Ebb   | B                  | 8.6       | 10:58 | 6.43      | 7.94 | 25.8      | 27.25     | 2.8                    | 14        | 92                      | 0.181                  | S                 |
| M1       | 20190830        | Cloudy  | Moderate      | Mid-Ebb   | M                  | 4.8       | 10:59 | 6.4       | 7.98 | 25.1      | 27.26     | 2.84                   | 10        | 105                     | 0.132                  | SE                |
| M1       | 20190830        | Cloudy  | Moderate      | Mid-Ebb   | M                  | 4.8       | 10:59 | 6.64      | 7.78 | 25.5      | 27.27     | 2.7                    | 11        | 105                     | 0.194                  | SE                |
| M1       | 20190830        | Cloudy  | Moderate      | Mid-Ebb   | S                  | 1         | 11:00 | 6.5       | 7.97 | 26.2      | 27.11     | 2.79                   | 7         | 105                     | 0.186                  | S                 |
| M1       | 20190830        | Cloudy  | Moderate      | Mid-Ebb   | S                  | 1         | 11:00 | 6.51      | 7.94 | 26.2      | 27.25     | 2.78                   | 7         | 104                     | 0.097                  | SE                |
| S1       | 20190830        | Cloudy  | Moderate      | Mid-Ebb   | B                  | 4.1       | 13:11 | 6.22      | 7.81 | 26.9      | 27.04     | 3.02                   | 8         | 105                     | 0.188                  | SE                |
| S1       | 20190830        | Cloudy  | Moderate      | Mid-Ebb   | B                  | 4.1       | 13:11 | 6.37      | 8.06 | 26.2      | 27.09     | 2.43                   | 8         | 104                     | 0.222                  | S                 |
| S1       | 20190830        | Cloudy  | Moderate      | Mid-Ebb   | S                  | 1         | 13:12 | 6.52      | 8.04 | 26.9      | 27.13     | 2.75                   | 7         | 106                     | 0.224                  | SE                |
| S1       | 20190830        | Cloudy  | Moderate      | Mid-Ebb   | S                  | 1         | 13:12 | 6.34      | 7.95 | 25.3      | 27.22     | 2.81                   | 7         | 106                     | 0.156                  | S                 |
| S2A      | 20190830        | Cloudy  | Moderate      | Mid-Ebb   | B                  | 7.7       | 12:31 | 6.36      | 7.98 | 25.9      | 27.19     | 3                      | 7         | 104                     | 0.227                  | SE                |
| S2A      | 20190830        | Cloudy  | Moderate      | Mid-Ebb   | B                  | 7.7       | 12:31 | 6.14      | 7.96 | 25.9      | 26.93     | 2.68                   | 7         | 106                     | 0.093                  | S                 |
| S2A      | 20190830        | Cloudy  | Moderate      | Mid-Ebb   | M                  | 4.35      | 12:32 | 6.3       | 7.9  | 25.2      | 27.23     | 2.71                   | 7         | 106                     | 0.084                  | SE                |
| S2A      | 20190830        | Cloudy  | Moderate      | Mid-Ebb   | M                  | 4.35      | 12:32 | 6.43      | 7.85 | 25.5      | 26.94     | 2.58                   | 7         | 105                     | 0.118                  | SE                |
| S2A      | 20190830        | Cloudy  | Moderate      | Mid-Ebb   | S                  | 1         | 12:33 | 6.35      | 8.02 | 25.2      | 26.96     | 3.14                   | 5         | 94                      | 0.081                  | S                 |
| S2A      | 20190830        | Cloudy  | Moderate      | Mid-Ebb   | S                  | 1         | 12:33 | 6.52      | 8.11 | 26.1      | 26.99     | 3.22                   | 5         | 105                     | 0.218                  | S                 |
| S3       | 20190830        | Cloudy  | Moderate      | Mid-Ebb   | B                  | 10.5      | 11:23 | 6.19      | 8.12 | 25.4      | 27.25     | 2.91                   | 4         | 106                     | 0.133                  | SE                |
| S3       | 20190830        | Cloudy  | Moderate      | Mid-Ebb   | B                  | 10.5      | 11:23 | 6.2       | 8.14 | 26.7      | 26.96     | 2.95                   | 4         | 105                     | 0.229                  | SE                |
| S3       | 20190830        | Cloudy  | Moderate      | Mid-Ebb   | M                  | 5.75      | 11:24 | 6.36      | 7.91 | 25.7      | 27.26     | 2.93                   | 5         | 106                     | 0.117                  | SE                |
| S3       | 20190830        | Cloudy  | Moderate      | Mid-Ebb   | M                  | 5.75      | 11:24 | 6.38      | 7.83 | 26.2      | 27        | 2.63                   | 4         | 105                     | 0.199                  | E                 |
| S3       | 20190830        | Cloudy  | Moderate      | Mid-Ebb   | S                  | 1         | 11:25 | 6.35      | 7.81 | 25.9      | 27.01     | 2.69                   | 5         | 105                     | 0.196                  | S                 |
| S3       | 20190830        | Cloudy  | Moderate      | Mid-Ebb   | S                  | 1         | 11:25 | 6.5       | 7.93 | 25.9      | 27.24     | 2.8                    | 5         | 105                     | 0.089                  | SE                |
| B1       | 20190830        | Cloudy  | Moderate      | Mid-Flood | B                  | 4.4       | 17:59 | 6.57      | 7.78 | 27.4      | 28.43     | 2.75                   | 7         | 105                     | 0.166                  | W                 |
| B1       | 20190830        | Cloudy  | Moderate      | Mid-Flood | B                  | 4.4       | 17:59 | 6.36      | 7.67 | 26.5      | 28.32     | 2.79                   | 8         | 105                     | 0.202                  | NW                |
| B1       | 20190830        | Cloudy  | Moderate      | Mid-Flood | S                  | 1         | 18:00 | 6.77      | 7.92 | 25.5      | 28.3      | 3.09                   | 12        | 108                     | 0.239                  | NW                |

Contract No. EP/SP/66/12  
 Integrated Waste Management Facilities, Phase 1  
 Impact Water Quality Monitoring Data

| Location | Date (YYYYMMDD) | Weather | Sea Condition | Tidal     | Water Level note 1 | Depth (m) | Time  | DO (mg/L) | pH   | Sal (ppt) | Temp (°C) | Turbidity (NTU) note 2 | SS (mg/L) | Total Alkalinity (mg/L) | Current Velocity (m/s) | Direction in NESW |
|----------|-----------------|---------|---------------|-----------|--------------------|-----------|-------|-----------|------|-----------|-----------|------------------------|-----------|-------------------------|------------------------|-------------------|
| B1       | 20190830        | Cloudy  | Moderate      | Mid-Flood | S                  | 1         | 18:00 | 6.32      | 8.13 | 25.7      | 28.42     | 2.74                   | 11        | 105                     | 0.216                  | W                 |
| B2       | 20190830        | Cloudy  | Moderate      | Mid-Flood | B                  | 3.7       | 18:23 | 6.53      | 8.11 | 25.8      | 28.23     | 2.84                   | 14        | 106                     | 0.247                  | W                 |
| B2       | 20190830        | Cloudy  | Moderate      | Mid-Flood | B                  | 3.7       | 18:23 | 6.73      | 7.97 | 26.5      | 28.44     | 2.53                   | 12        | 107                     | 0.221                  | SW                |
| B2       | 20190830        | Cloudy  | Moderate      | Mid-Flood | S                  | 1         | 18:24 | 6.33      | 8.05 | 27        | 28.33     | 3.09                   | 9         | 106                     | 0.245                  | W                 |
| B2       | 20190830        | Cloudy  | Moderate      | Mid-Flood | S                  | 1         | 18:24 | 6.39      | 7.89 | 26        | 28.51     | 2.82                   | 9         | 105                     | 0.212                  | SW                |
| B3       | 20190830        | Cloudy  | Moderate      | Mid-Flood | B                  | 4         | 17:14 | 6.33      | 7.9  | 25.7      | 28.44     | 2.59                   | 6         | 105                     | 0.17                   | W                 |
| B3       | 20190830        | Cloudy  | Moderate      | Mid-Flood | B                  | 4         | 17:14 | 6.36      | 8.16 | 26.4      | 28.47     | 2.35                   | 6         | 106                     | 0.218                  | W                 |
| B3       | 20190830        | Cloudy  | Moderate      | Mid-Flood | S                  | 1         | 17:15 | 6.28      | 7.86 | 27.3      | 28.32     | 2.98                   | 11        | 104                     | 0.235                  | SW                |
| B3       | 20190830        | Cloudy  | Moderate      | Mid-Flood | S                  | 1         | 17:15 | 6.15      | 8.02 | 26.4      | 28.59     | 2.97                   | 10        | 106                     | 0.162                  | W                 |
| B4       | 20190830        | Cloudy  | Moderate      | Mid-Flood | B                  | 4.2       | 17:02 | 6.58      | 8.16 | 25.9      | 28.35     | 2.46                   | 10        | 107                     | 0.19                   | W                 |
| B4       | 20190830        | Cloudy  | Moderate      | Mid-Flood | B                  | 4.2       | 17:02 | 6.78      | 7.89 | 25.9      | 28.52     | 2.4                    | 11        | 105                     | 0.23                   | W                 |
| B4       | 20190830        | Cloudy  | Moderate      | Mid-Flood | S                  | 1         | 17:03 | 6.31      | 8.14 | 26.2      | 28.39     | 3.08                   | 9         | 105                     | 0.183                  | NW                |
| B4       | 20190830        | Cloudy  | Moderate      | Mid-Flood | S                  | 1         | 17:03 | 6.37      | 8    | 25.9      | 28.56     | 2.85                   | 8         | 106                     | 0.286                  | NW                |
| C1A      | 20190830        | Cloudy  | Moderate      | Mid-Flood | B                  | 9.3       | 17:05 | 6.2       | 7.84 | 26.5      | 28.37     | 2.37                   | 16        | 106                     | 0.163                  | NW                |
| C1A      | 20190830        | Cloudy  | Moderate      | Mid-Flood | B                  | 9.3       | 17:05 | 6.23      | 8.14 | 27.3      | 28.3      | 2.91                   | 15        | 106                     | 0.259                  | W                 |
| C1A      | 20190830        | Cloudy  | Moderate      | Mid-Flood | M                  | 5.15      | 17:06 | 6.54      | 8.07 | 27.4      | 28.31     | 2.97                   | 14        | 106                     | 0.273                  | W                 |
| C1A      | 20190830        | Cloudy  | Moderate      | Mid-Flood | M                  | 5.15      | 17:06 | 6.27      | 7.9  | 25.5      | 28.29     | 2.59                   | 14        | 105                     | 0.273                  | SW                |
| C1A      | 20190830        | Cloudy  | Moderate      | Mid-Flood | S                  | 1         | 17:07 | 6.73      | 7.98 | 26.7      | 28.46     | 3.17                   | 10        | 106                     | 0.126                  | W                 |
| C1A      | 20190830        | Cloudy  | Moderate      | Mid-Flood | S                  | 1         | 17:07 | 6.52      | 7.98 | 26.7      | 28.5      | 3.02                   | 10        | 106                     | 0.154                  | W                 |
| C2A      | 20190830        | Cloudy  | Moderate      | Mid-Flood | B                  | 10.4      | 16:01 | 6.33      | 7.87 | 26.3      | 28.54     | 2.74                   | 15        | 105                     | 0.255                  | W                 |
| C2A      | 20190830        | Cloudy  | Moderate      | Mid-Flood | B                  | 10.4      | 16:01 | 6.53      | 7.93 | 25.5      | 28.32     | 2.56                   | 15        | 105                     | 0.125                  | W                 |
| C2A      | 20190830        | Cloudy  | Moderate      | Mid-Flood | M                  | 5.7       | 16:02 | 6.64      | 7.88 | 26.6      | 28.54     | 2.6                    | 15        | 106                     | 0.242                  | W                 |
| C2A      | 20190830        | Cloudy  | Moderate      | Mid-Flood | M                  | 5.7       | 16:02 | 6.62      | 7.9  | 27.2      | 28.34     | 2.85                   | 15        | 106                     | 0.165                  | W                 |
| C2A      | 20190830        | Cloudy  | Moderate      | Mid-Flood | S                  | 1         | 16:03 | 6.43      | 7.85 | 26.9      | 28.38     | 3.13                   | 14        | 106                     | 0.229                  | W                 |
| C2A      | 20190830        | Cloudy  | Moderate      | Mid-Flood | S                  | 1         | 16:03 | 6.18      | 8    | 26.9      | 28.39     | 2.7                    | 14        | 105                     | 0.241                  | W                 |
| CR1      | 20190830        | Cloudy  | Moderate      | Mid-Flood | B                  | 12        | 16:44 | 6.81      | 8.03 | 25.7      | 28.35     | 2.74                   | 13        | 105                     | 0.276                  | SW                |
| CR1      | 20190830        | Cloudy  | Moderate      | Mid-Flood | B                  | 12        | 16:44 | 6.24      | 8.07 | 27.2      | 28.45     | 2.39                   | 13        | 106                     | 0.149                  | W                 |
| CR1      | 20190830        | Cloudy  | Moderate      | Mid-Flood | M                  | 6.5       | 16:45 | 6.82      | 8.05 | 27        | 28.33     | 2.67                   | 11        | 105                     | 0.161                  | SW                |
| CR1      | 20190830        | Cloudy  | Moderate      | Mid-Flood | M                  | 6.5       | 16:45 | 6.62      | 7.82 | 25.5      | 28.48     | 2.97                   | 10        | 107                     | 0.2                    | W                 |



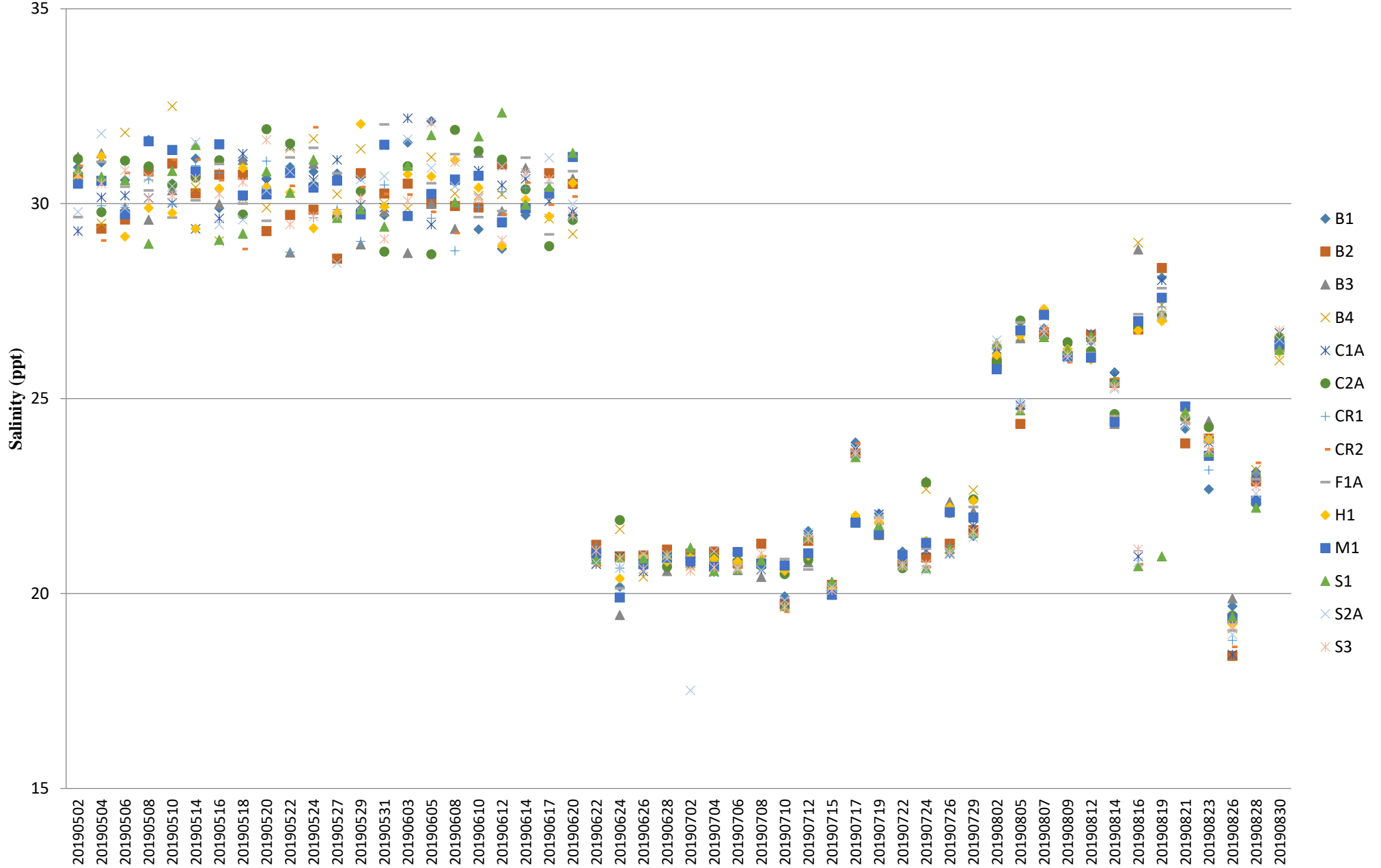
Contract No. EP/SP/66/12  
Integrated Waste Management Facilities, Phase 1  
Impact Water Quality Monitoring Data

| Location | Date (YYYYMMDD) | Weather | Sea Condition | Tidal     | Water Level note 1 | Depth (m) | Time  | DO (mg/L) | pH   | Sal (ppt) | Temp (°C) | Turbidity (NTU) note 2 | SS (mg/L) | Total Alkalinity (mg/L) | Current Velocity (m/s) | Direction in NESW |
|----------|-----------------|---------|---------------|-----------|--------------------|-----------|-------|-----------|------|-----------|-----------|------------------------|-----------|-------------------------|------------------------|-------------------|
| CR1      | 20190830        | Cloudy  | Moderate      | Mid-Flood | S                  | 1         | 16:46 | 6.23      | 7.88 | 25.8      | 28.36     | 3.2                    | 10        | 105                     | 0.177                  | W                 |
| CR1      | 20190830        | Cloudy  | Moderate      | Mid-Flood | S                  | 1         | 16:46 | 6.43      | 7.82 | 25.7      | 28.5      | 2.95                   | 10        | 105                     | 0.148                  | W                 |
| CR2      | 20190830        | Cloudy  | Moderate      | Mid-Flood | B                  | 10        | 16:18 | 6.74      | 7.7  | 26.8      | 28.4      | 2.56                   | 7         | 105                     | 0.148                  | W                 |
| CR2      | 20190830        | Cloudy  | Moderate      | Mid-Flood | B                  | 10        | 16:18 | 6.38      | 7.96 | 26.5      | 28.3      | 2.74                   | 7         | 106                     | 0.152                  | W                 |
| CR2      | 20190830        | Cloudy  | Moderate      | Mid-Flood | M                  | 5.5       | 16:19 | 6.57      | 8.05 | 26.3      | 28.31     | 3.12                   | 9         | 105                     | 0.278                  | NW                |
| CR2      | 20190830        | Cloudy  | Moderate      | Mid-Flood | M                  | 5.5       | 16:19 | 6.76      | 7.67 | 26.2      | 28.48     | 3.07                   | 9         | 105                     | 0.124                  | NW                |
| CR2      | 20190830        | Cloudy  | Moderate      | Mid-Flood | S                  | 1         | 16:20 | 6.77      | 7.96 | 25.8      | 28.43     | 2.9                    | 9         | 106                     | 0.127                  | W                 |
| CR2      | 20190830        | Cloudy  | Moderate      | Mid-Flood | S                  | 1         | 16:20 | 6.55      | 7.98 | 26        | 28.45     | 3.13                   | 8         | 106                     | 0.178                  | W                 |
| F1A      | 20190830        | Cloudy  | Moderate      | Mid-Flood | B                  | 6.6       | 16:38 | 6.63      | 8.14 | 26.8      | 28.3      | 2.32                   | 13        | 105                     | 0.225                  | W                 |
| F1A      | 20190830        | Cloudy  | Moderate      | Mid-Flood | B                  | 6.6       | 16:38 | 6.51      | 7.86 | 25.9      | 28.54     | 2.51                   | 13        | 106                     | 0.171                  | SW                |
| F1A      | 20190830        | Cloudy  | Moderate      | Mid-Flood | M                  | 3.8       | 16:39 | 6.24      | 8.1  | 26        | 28.34     | 3.08                   | 11        | 105                     | 0.215                  | W                 |
| F1A      | 20190830        | Cloudy  | Moderate      | Mid-Flood | M                  | 3.8       | 16:39 | 6.64      | 8.17 | 26.4      | 28.49     | 2.59                   | 10        | 106                     | 0.129                  | SW                |
| F1A      | 20190830        | Cloudy  | Moderate      | Mid-Flood | S                  | 1         | 16:40 | 6.56      | 7.87 | 26.8      | 28.46     | 2.79                   | 9         | 106                     | 0.172                  | W                 |
| F1A      | 20190830        | Cloudy  | Moderate      | Mid-Flood | S                  | 1         | 16:40 | 6.76      | 8.1  | 25.7      | 28.44     | 2.85                   | 8         | 105                     | 0.236                  | W                 |
| H1       | 20190830        | Cloudy  | Moderate      | Mid-Flood | B                  | 7.3       | 17:26 | 6.51      | 7.98 | 26.2      | 28.46     | 2.39                   | 6         | 105                     | 0.268                  | W                 |
| H1       | 20190830        | Cloudy  | Moderate      | Mid-Flood | B                  | 7.3       | 17:26 | 6.45      | 8.08 | 25.7      | 28.48     | 2.47                   | 6         | 104                     | 0.145                  | W                 |
| H1       | 20190830        | Cloudy  | Moderate      | Mid-Flood | M                  | 4.15      | 17:27 | 6.43      | 8    | 25.2      | 28.29     | 2.61                   | 6         | 106                     | 0.281                  | SW                |
| H1       | 20190830        | Cloudy  | Moderate      | Mid-Flood | M                  | 4.15      | 17:27 | 6.69      | 7.86 | 26.4      | 28.5      | 2.68                   | 6         | 105                     | 0.287                  | NW                |
| H1       | 20190830        | Cloudy  | Moderate      | Mid-Flood | S                  | 1         | 17:28 | 6.73      | 8.03 | 26.3      | 28.46     | 2.85                   | 7         | 106                     | 0.157                  | W                 |
| H1       | 20190830        | Cloudy  | Moderate      | Mid-Flood | S                  | 1         | 17:28 | 6.57      | 7.88 | 27.3      | 28.34     | 2.7                    | 7         | 106                     | 0.131                  | W                 |
| M1       | 20190830        | Cloudy  | Moderate      | Mid-Flood | B                  | 6.8       | 16:07 | 6.29      | 7.9  | 25.8      | 28.46     | 2.83                   | 9         | 106                     | 0.123                  | NW                |
| M1       | 20190830        | Cloudy  | Moderate      | Mid-Flood | B                  | 6.8       | 16:07 | 6.35      | 8.14 | 26.6      | 28.51     | 2.54                   | 8         | 105                     | 0.271                  | NW                |
| M1       | 20190830        | Cloudy  | Moderate      | Mid-Flood | M                  | 3.9       | 16:08 | 6.29      | 7.96 | 25.8      | 28.52     | 2.82                   | 6         | 106                     | 0.135                  | SW                |
| M1       | 20190830        | Cloudy  | Moderate      | Mid-Flood | M                  | 3.9       | 16:08 | 6.68      | 8.09 | 26.9      | 28.35     | 2.97                   | 7         | 105                     | 0.166                  | W                 |
| M1       | 20190830        | Cloudy  | Moderate      | Mid-Flood | S                  | 1         | 16:09 | 6.22      | 8.15 | 26.4      | 28.52     | 2.97                   | 7         | 106                     | 0.159                  | SW                |
| M1       | 20190830        | Cloudy  | Moderate      | Mid-Flood | S                  | 1         | 16:09 | 6.16      | 7.97 | 26.8      | 28.35     | 3.25                   | 6         | 105                     | 0.226                  | W                 |
| S1       | 20190830        | Cloudy  | Moderate      | Mid-Flood | B                  | 4.1       | 18:11 | 6.69      | 7.89 | 27.1      | 28.24     | 2.89                   | 6         | 104                     | 0.212                  | SW                |
| S1       | 20190830        | Cloudy  | Moderate      | Mid-Flood | B                  | 4.1       | 18:11 | 6.57      | 8    | 25.7      | 28.25     | 2.69                   | 5         | 105                     | 0.207                  | SW                |
| S1       | 20190830        | Cloudy  | Moderate      | Mid-Flood | S                  | 1         | 18:12 | 6.55      | 8.1  | 25.4      | 28.32     | 3                      | 7         | 106                     | 0.17                   | W                 |

Contract No. EP/SP/66/12  
 Integrated Waste Management Facilities, Phase 1  
 Impact Water Quality Monitoring Data

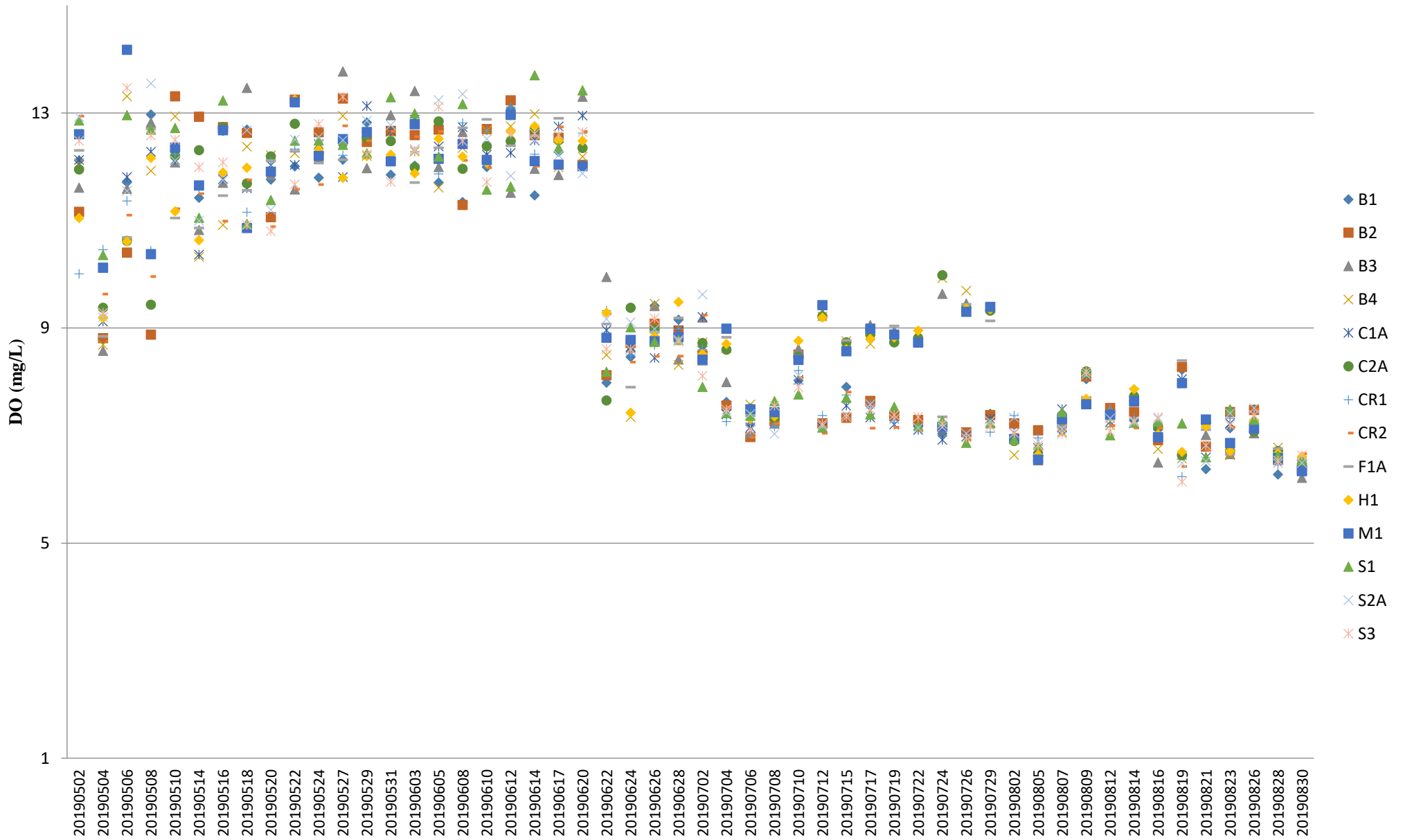
| Location  | Date (YYYYMMDD) | Weather    | Sea Condition | Tidal      | Water Level note 1 | Depth (m) | Time  | DO (mg/L) | pH   | Sal (ppt) | Temp (°C) | Turbidity (NTU) note 2 | SS (mg/L) | Total Alkalinity (mg/L) | Current Velocity (m/s) | Direction in NESW |
|---|-----------------|------------|---------------|------------|--------------------|-----------|-------|-----------|------|-----------|-----------|------------------------|-----------|-------------------------|------------------------|-------------------|
| S1  | 20190830        | Cloudy     | Moderate      | Mid-Flood  | S                  | 1         | 18:12 | 6.55      | 7.71 | 26.8      | 28.3      | 2.74                   | 6         | 105                     | 0.212                  | NW                |
| S2A   | 20190830        | Cloudy     | Moderate      | Mid-Flood  | B                  | 8.7       | 17:36 | 6.54      | 8.04 | 27.1      | 28.26     | 2.85                   | 10        | 105                     | 0.272                  | W                 |
| S2A   | 20190830        | Cloudy     | Moderate      | Mid-Flood  | B                  | 8.7       | 17:36 | 6.87      | 7.74 | 26.9      | 28.24     | 2.37                   | 10        | 105                     | 0.126                  | W                 |
| S2A   | 20190830        | Cloudy     | Moderate      | Mid-Flood  | M                  | 4.85      | 17:37 | 6.36      | 7.7  | 26.9      | 28.21     | 2.95                   | 10        | 105                     | 0.227                  | W                 |
| S2A   | 20190830        | Cloudy     | Moderate      | Mid-Flood  | M                  | 4.85      | 17:37 | 6.69      | 8.01 | 26.1      | 28.29     | 2.59                   | 10        | 105                     | 0.152                  | W                 |
| S2A   | 20190830        | Cloudy     | Moderate      | Mid-Flood  | S                  | 1         | 17:38 | 6.64      | 7.86 | 25.6      | 28.47     | 2.83                   | 9         | 105                     | 0.2                    | SW                |
| S2A   | 20190830        | Cloudy     | Moderate      | Mid-Flood  | S                  | 1         | 17:38 | 6.27      | 7.78 | 26.5      | 28.44     | 2.9                    | 9         | 104                     | 0.171                  | W                 |
| S3  | 20190830        | Cloudy     | Moderate      | Mid-Flood  | B                  | 9.5       | 16:33 | 6.78      | 7.94 | 26.2      | 28.51     | 2.87                   | 10        | 106                     | 0.138                  | W                 |
| S3  | 20190830        | Cloudy     | Moderate      | Mid-Flood  | B                  | 9.5       | 16:33 | 6.76      | 7.9  | 26.2      | 28.25     | 2.41                   | 10        | 106                     | 0.217                  | W                 |
| S3  | 20190830        | Cloudy     | Moderate      | Mid-Flood  | M                  | 5.25      | 16:34 | 6.42      | 7.9  | 27.2      | 28.3      | 2.56                   | 8         | 104                     | 0.215                  | W                 |
| S3  | 20190830        | Cloudy     | Moderate      | Mid-Flood  | M                  | 5.25      | 16:34 | 6.66      | 8.07 | 26.3      | 28.25     | 2.76                   | 8         | 105                     | 0.276                  | NW                |
| S3  | 20190830        | Cloudy     | Moderate      | Mid-Flood  | S                  | 1         | 16:35 | 6.6       | 7.88 | 27.4      | 28.25     | 2.88                   | 7         | 104                     | 0.133                  | W                 |
| S3  | 20190830        | Cloudy     | Moderate      | Mid-Flood  | S                  | 1         | 16:35 | 6.86      | 7.94 | 27.2      | 28.32     | 3.11                   | 8         | 104                     | 0.15                   | SW                |
| Remarks:  |                 |            |               |            |                    |           |       |           |      |           |           |                        |           |                         |                        |                   |
| Note 1: S - Surface   |                 | M - Middle |               | B - Bottom |                    |           |       |           |      |           |           |                        |           |                         |                        |                   |
| Note 2: Measurements of turbidity would be rounding to 0.1 NTU for proven accuracy as per the equipment specs during utilization of data. |                 |            |               |            |                    |           |       |           |      |           |           |                        |           |                         |                        |                   |
| Note 3: No experimental result due to container's leakage.  |                 |            |               |            |                    |           |       |           |      |           |           |                        |           |                         |                        |                   |

# Salinity (Depth-averaged) during MID-FLOOD



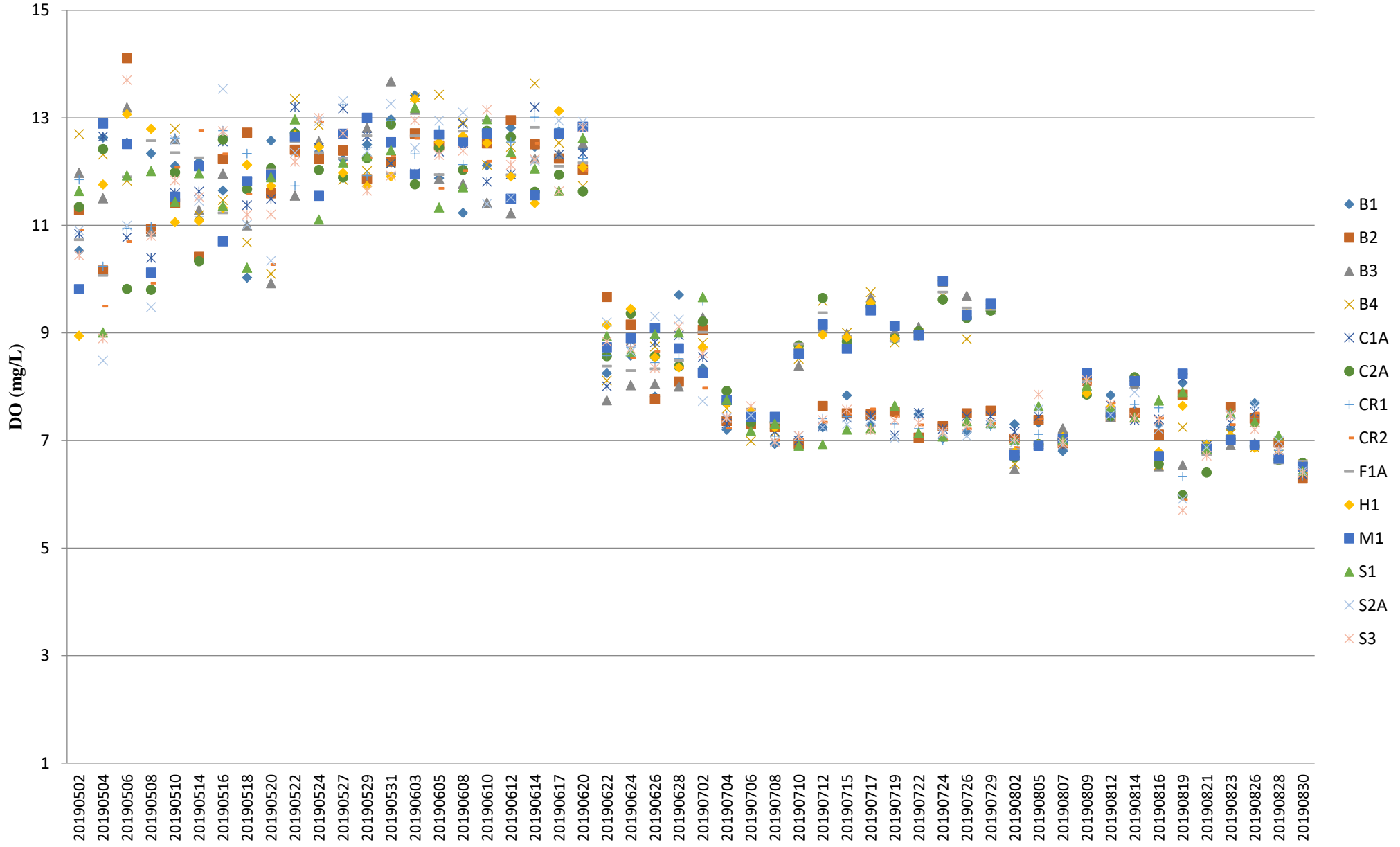


## Dissolved Oxygen (Surface & Middle) during MID-FLOOD



Note: The Action and Limit Level of dissolved oxygen can be referred to **Table 2.8** of the monthly EM&A report.

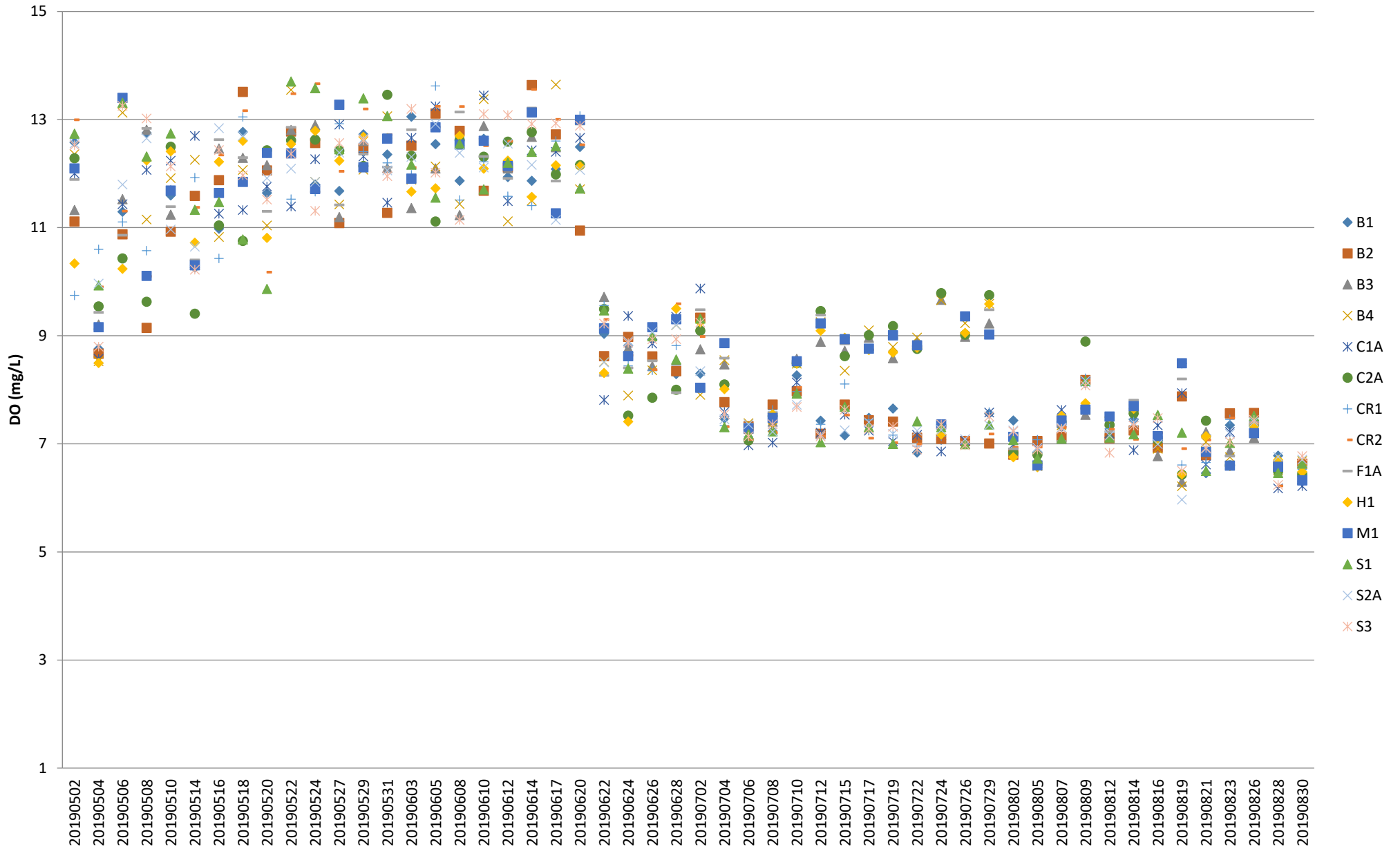
## Dissolved Oxygen (Surface & Middle) during MID-EBB



Note: The Action and Limit Level of dissolved oxygen can be referred to **Table 2.8** of the monthly EM&A report.

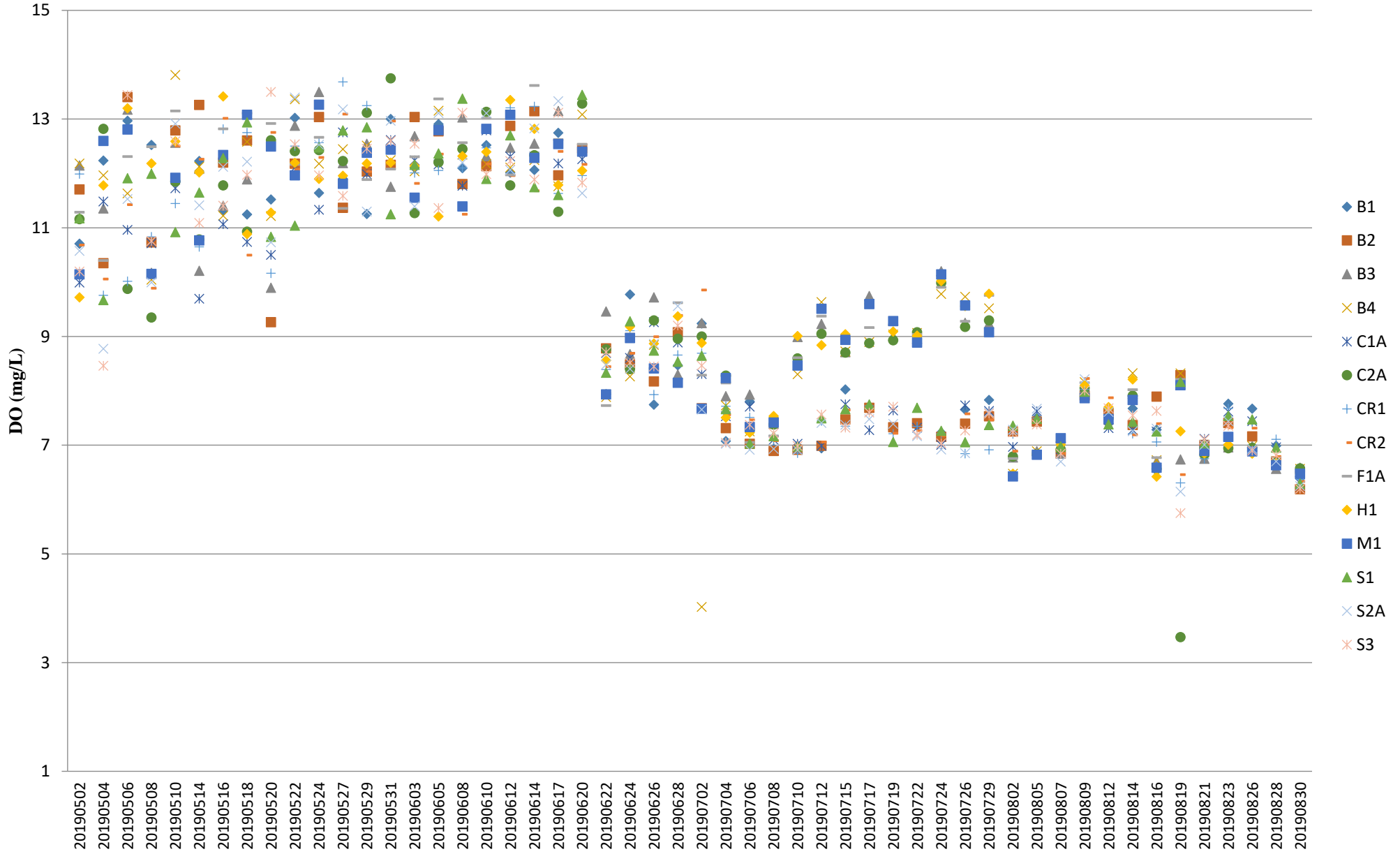


## Dissolved Oxygen (Bottom) during MID-FLOOD



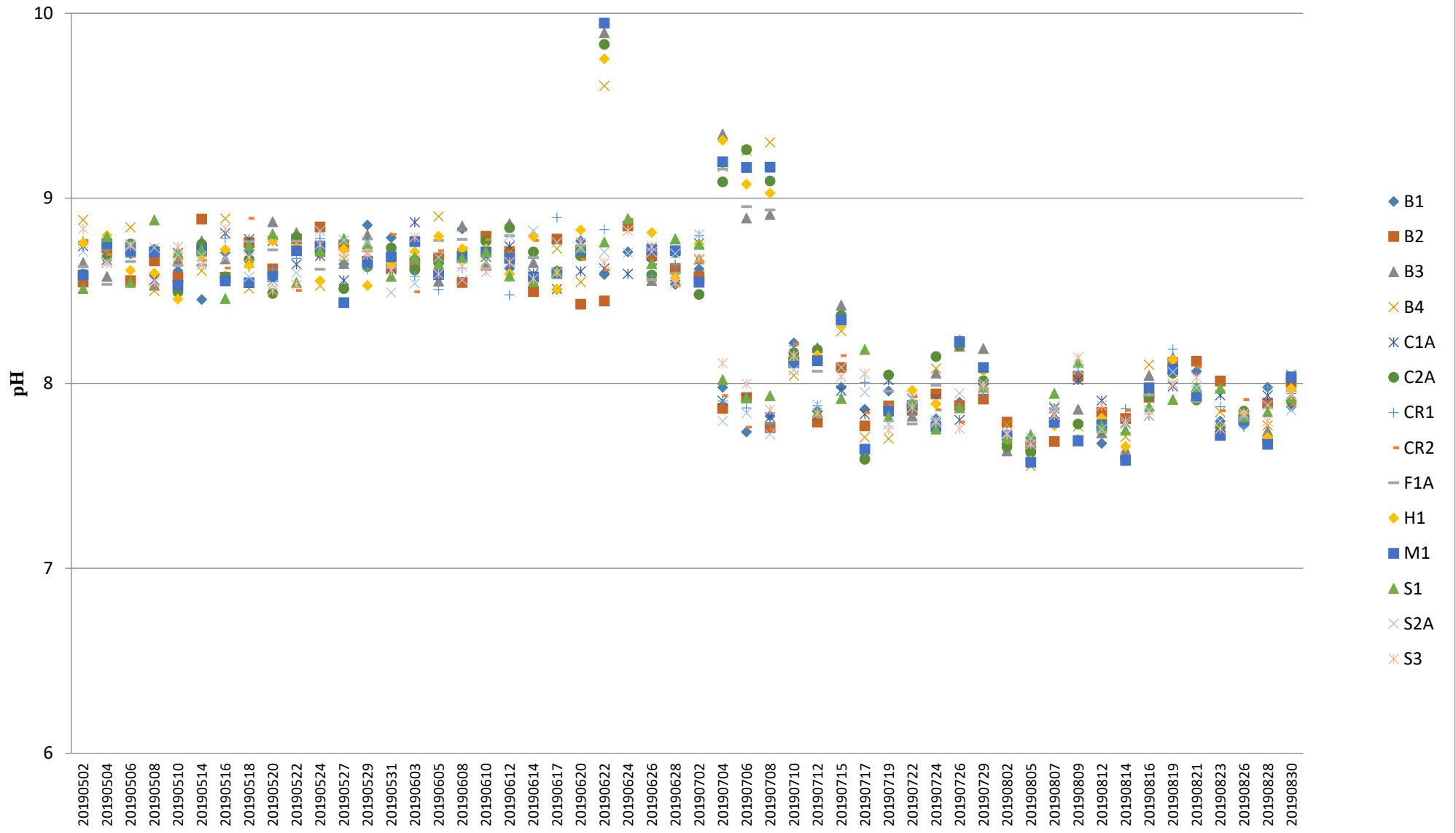
Note: The Action and Limit Level of dissolved oxygen can be referred to **Table 2.8** of the monthly EM&A report.

## Dissolved Oxygen (Bottom) during MID-EBB



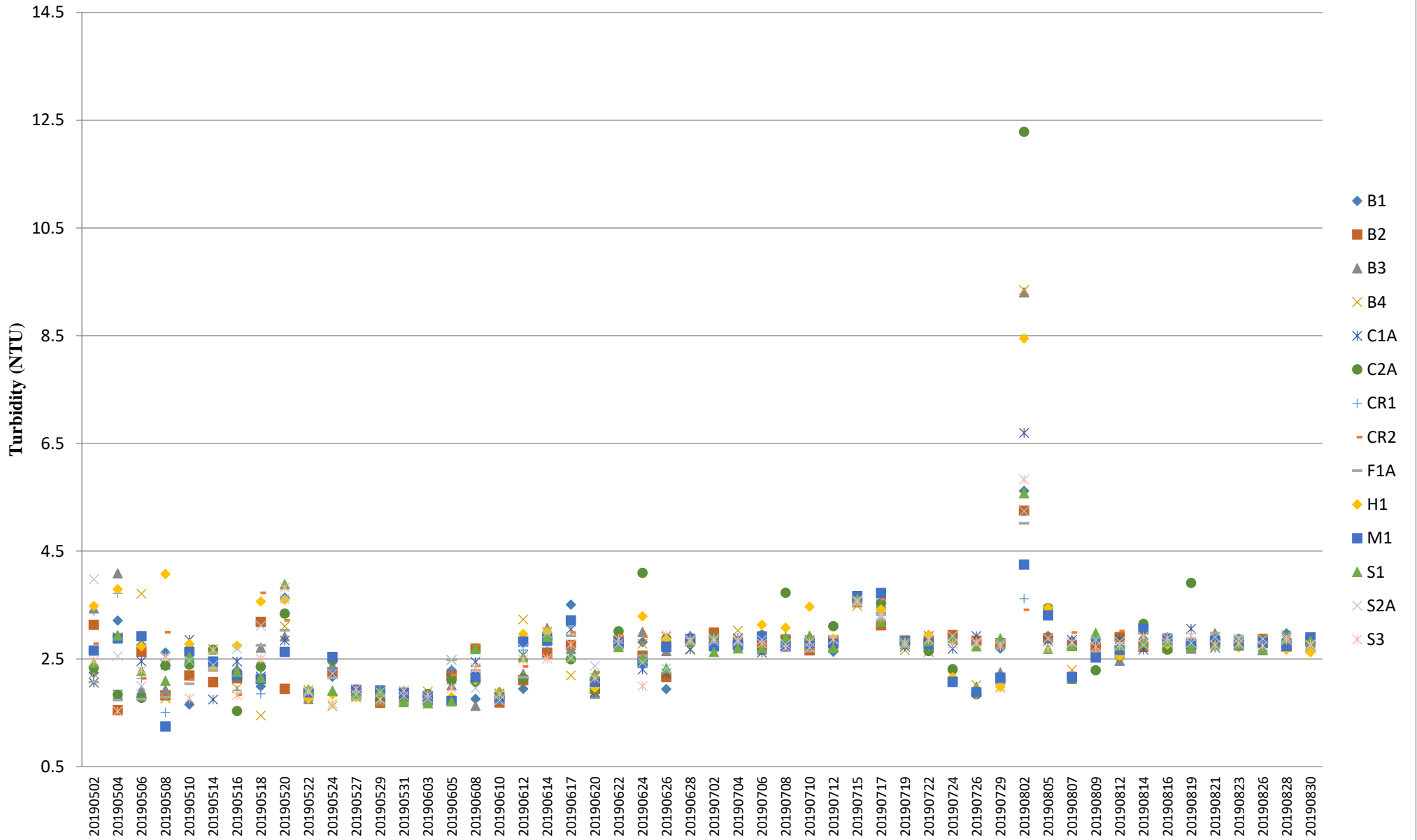
Note: The Action and Limit Level of dissolved oxygen can be referred to **Table 2.7** and **Table 2.8** of the monthly EM&A report.

# pH (Depth-averaged) during MID-FLOOD



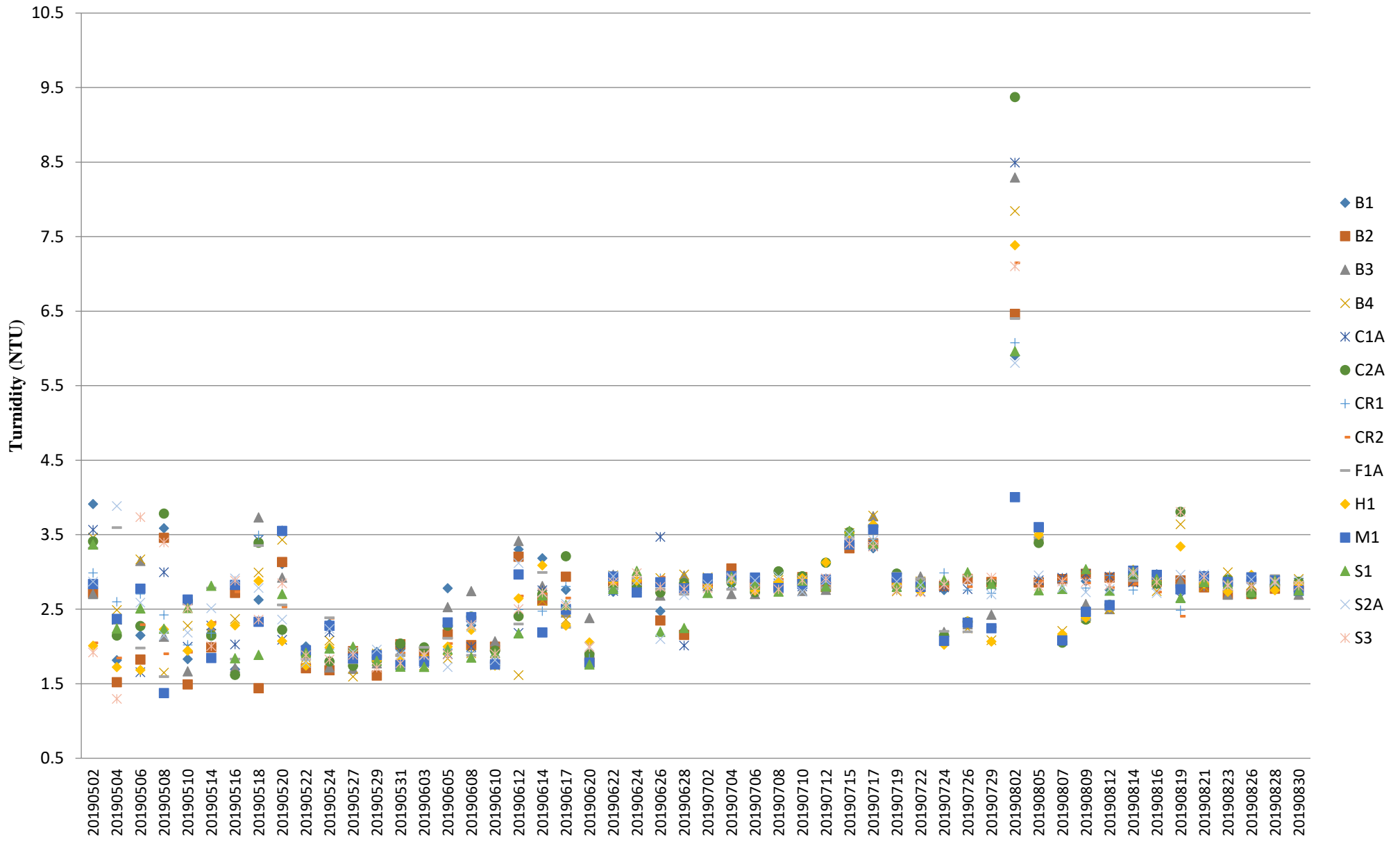


## Turbidity (Depth-averaged) during MID-FLOOD



Note: The Action and Limit Level of turbidity can be referred to **Table 2.8** of the monthly EM&A report.

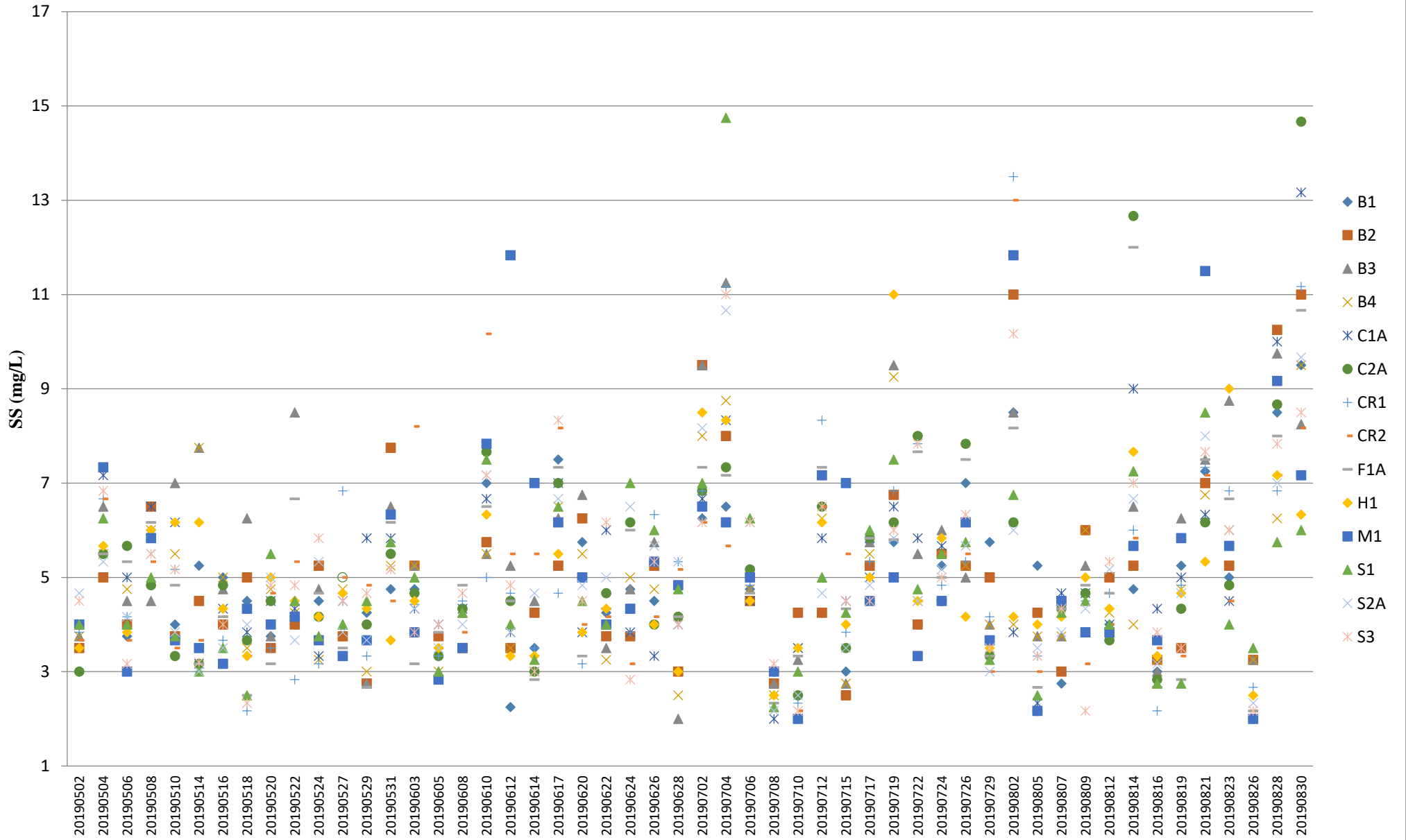
## Turbidity (Depth-averaged) during MID-EBB



Note: The Action and Limit Level of turbidity can be referred to **Table 2.8** of the monthly EM&A report.

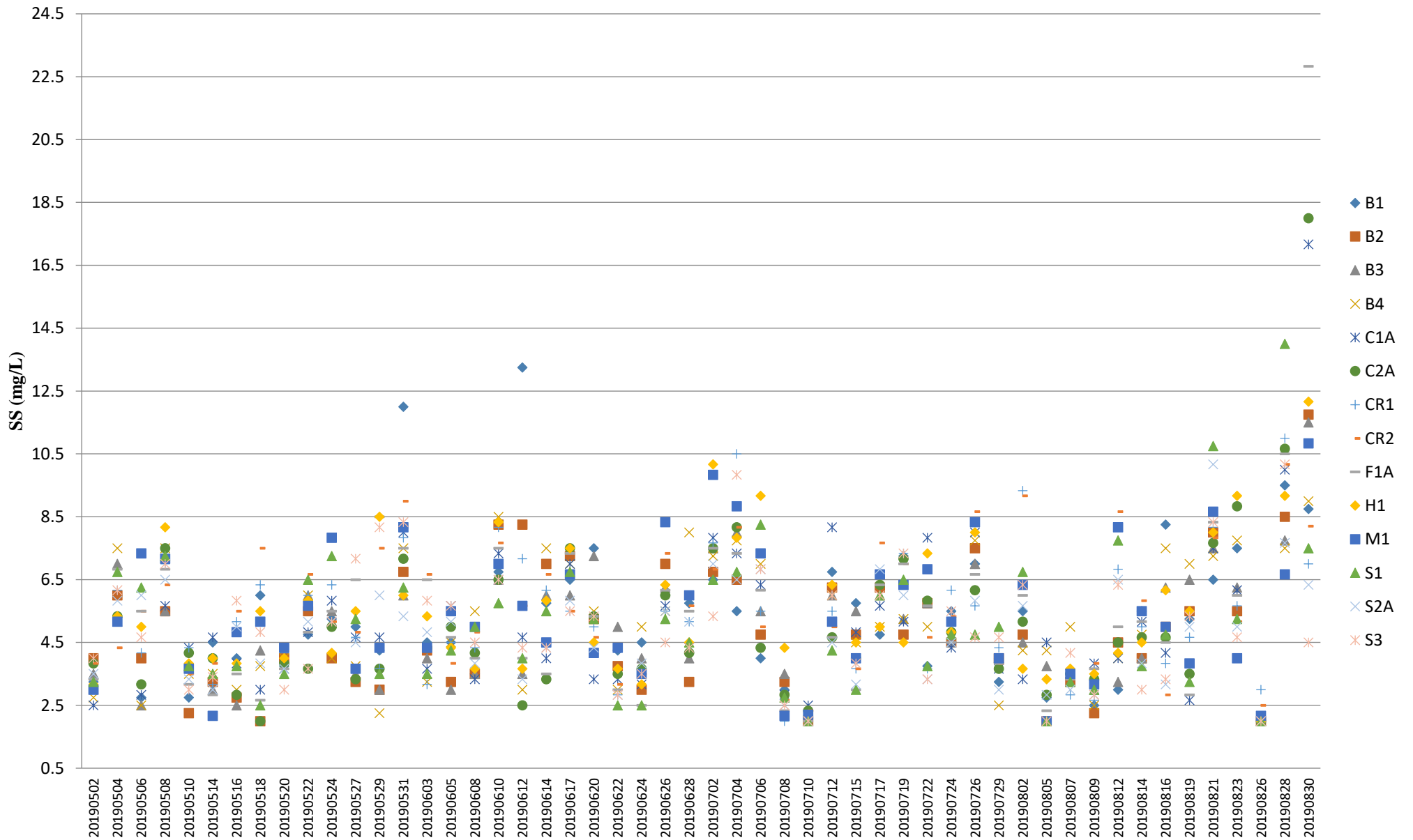


## Suspended Solids (Depth-averaged) during MID-FLOOD



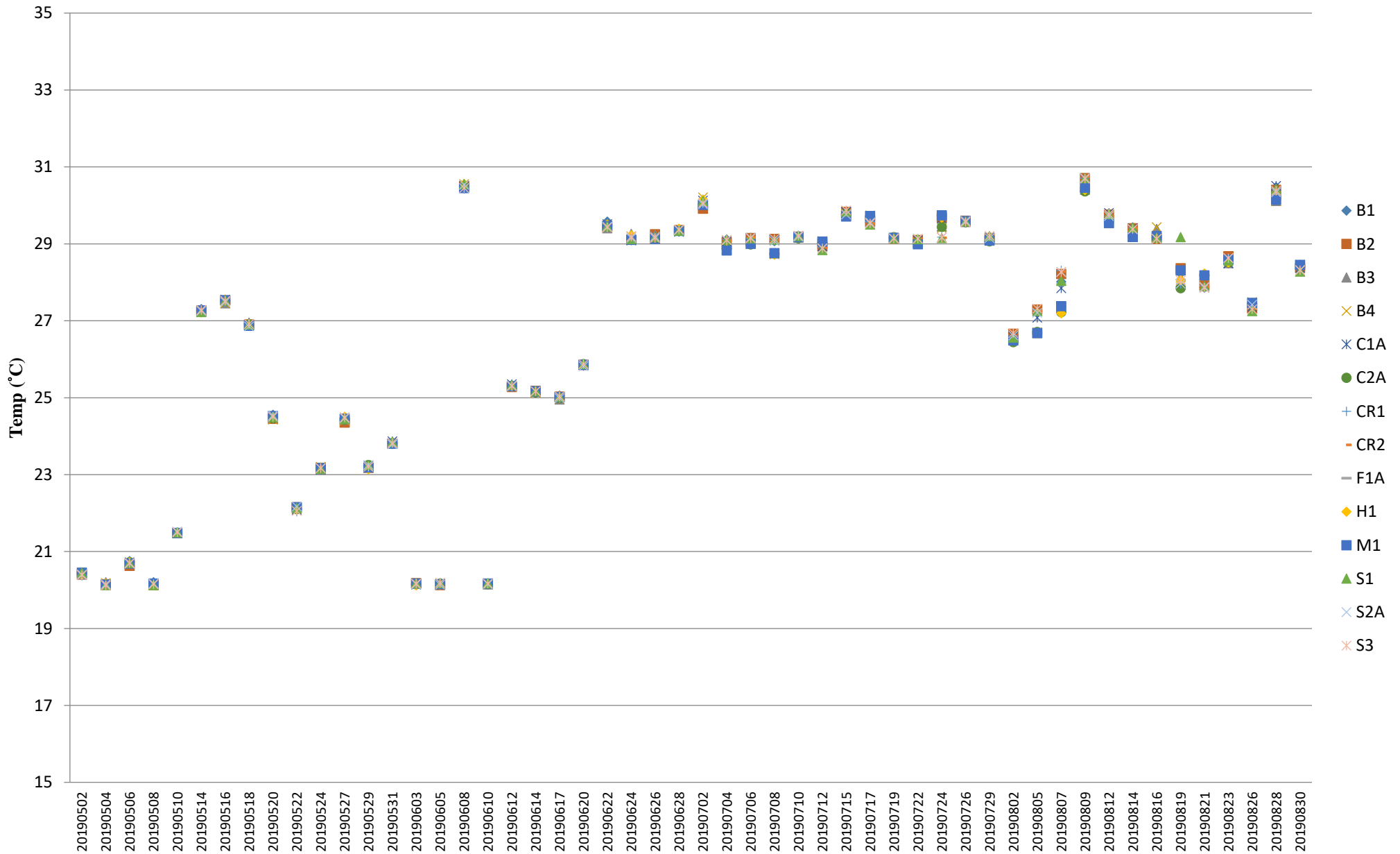
Note: The Action and Limit Level of suspended solids can be referred to **Table 2.8** of the monthly EM&A report.

## Suspended Solids (Depth-averaged) during MID-EBB



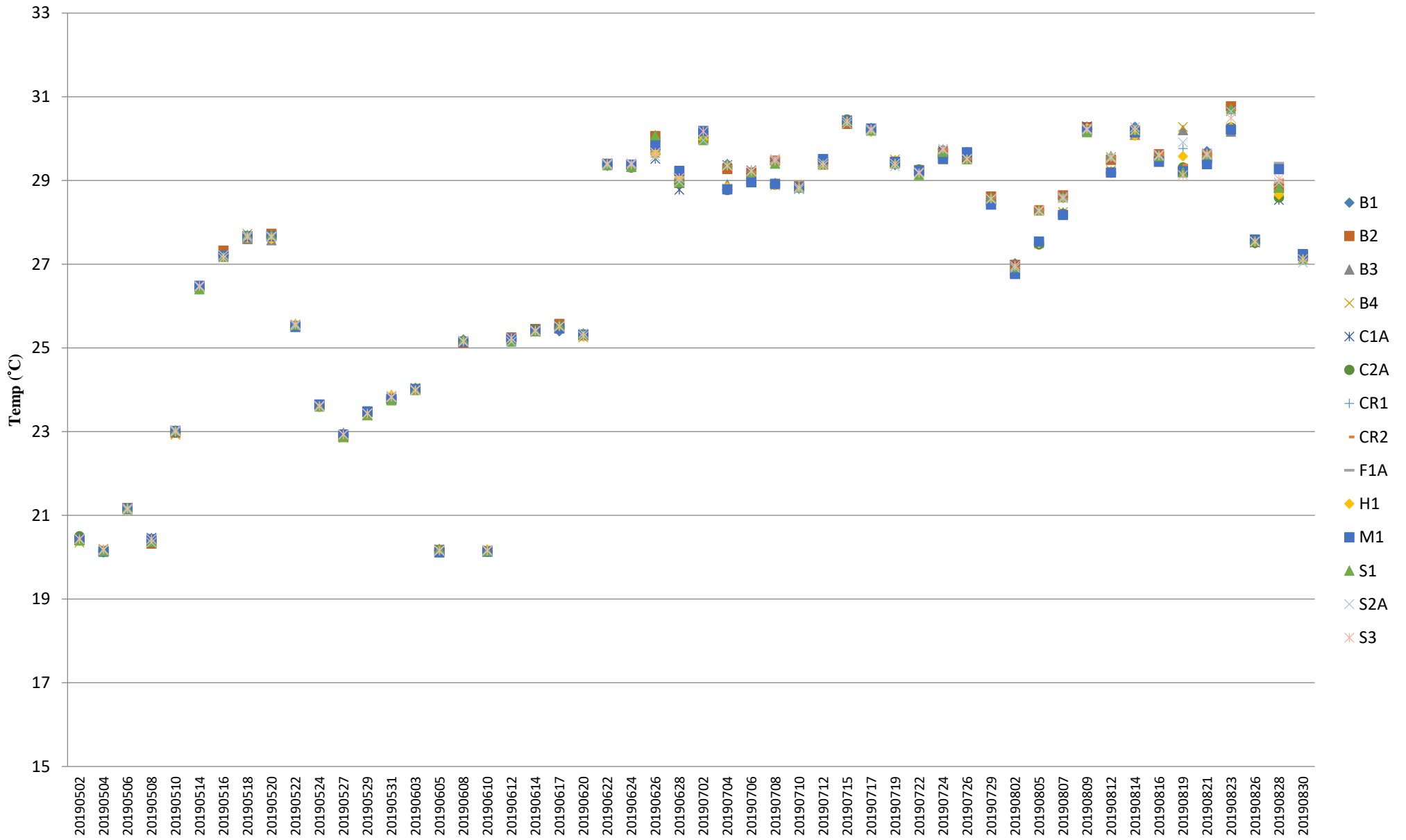
Note: The Action and Limit Level of suspended solids can be referred to **Table 2.8** of the monthly EM&A report.

## Temperature (Depth-averaged) during MID-FLOOD



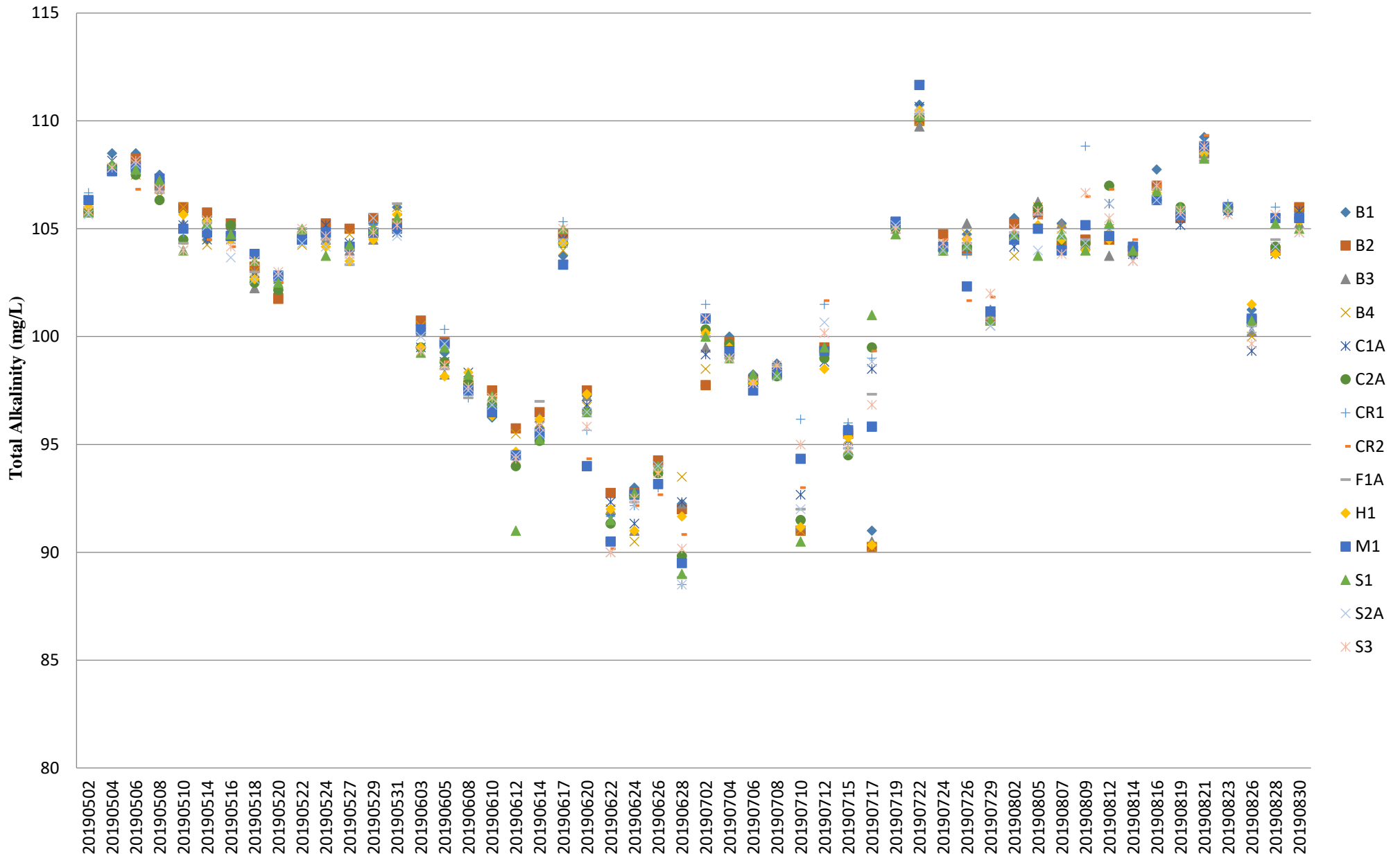
Note: The Action and Limit Level of temperature can be referred to **Table 2.8** of the monthly EM&A report.

## Temperature (Depth-averaged) during MID-EBB



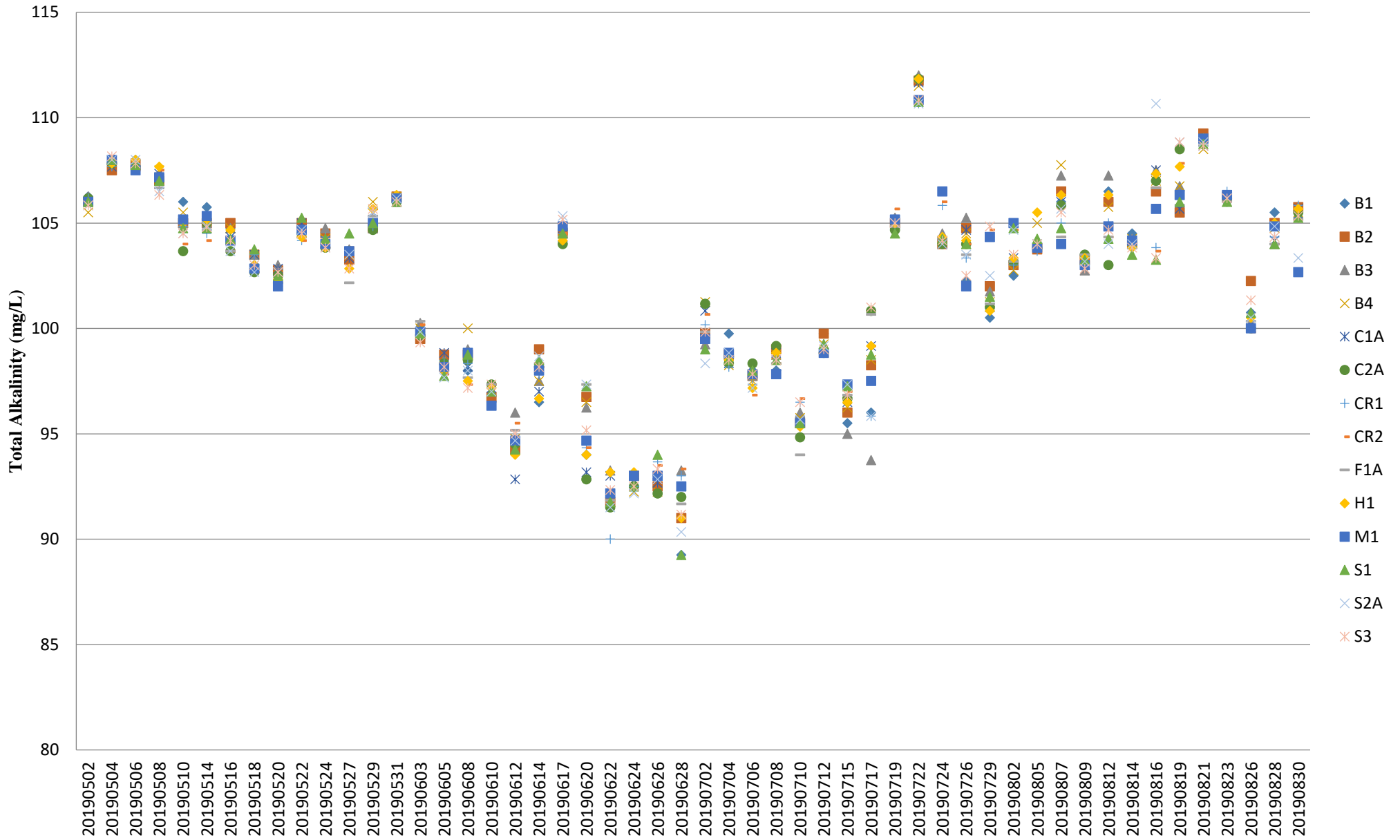
Note: The Action and Limit Level of temperature can be referred to **Table 2.8** of the monthly EM&A report.

## Total Alkalinity (Depth-averaged) during MID-FLOOD



Note: The Action and Limit Level of total alkalinity can be referred to **Table 2.8** of the monthly EM&A report.

## Total Alkalinity (Depth-averaged) during MID-EBB



Note: The Action and Limit Level of total alkalinity can be referred to **Table 2.8** of the monthly EM&A report.