









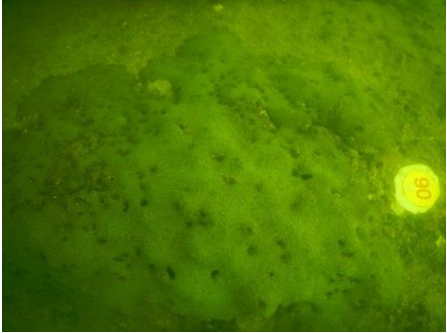











Appendix F Photo Records for Coral Monitoring

Photo Plate for Tagged and Re-tagged Corals at Control Site during the 11th Quarterly Coral Monitoring during Construction Phase on 21 September 2021

Tag #	Baseline (26 June 2018 & 3 December 2018)	21 September 2021
#1	 <p align="center"><i>Goniopora stutchburyi</i></p>	 <p align="center"><i>Goniopora stutchburyi</i></p>
#2R	 <p align="center"><i>Goniopora stutchburyi</i></p>	 <p align="center"><i>Goniopora stutchburyi</i></p>
#3	 <p align="center"><i>Psammocora superficialis</i></p>	 <p align="center"><i>Psammocora superficialis</i></p>
#4	 <p align="center"><i>Turbinaria peltata</i></p>	 <p align="center"><i>Turbinaria peltata</i></p>









Tag #	Baseline (26 June 2018 & 3 December 2018)	21 September 2021
#5R	 <p data-bbox="389 539 639 568"><i>Goniopora stutchburyi</i></p>	 <p data-bbox="1035 539 1286 568"><i>Goniopora stutchburyi</i></p>
#6	 <p data-bbox="405 925 624 954"><i>Cyphastrea serailia</i></p>	 <p data-bbox="1051 925 1270 954"><i>Cyphastrea serailia</i></p>
#7R	 <p data-bbox="424 1332 603 1361"><i>Coscinaraea</i> sp.</p>	 <p data-bbox="1072 1355 1251 1384"><i>Coscinaraea</i> sp.</p>
#8	 <p data-bbox="389 1762 639 1792"><i>Goniopora stutchburyi</i></p>	 <p data-bbox="1035 1785 1286 1814"><i>Goniopora stutchburyi</i></p>









Tag #	Baseline (26 June 2018 & 3 December 2018)	21 September 2021
#9	 <p data-bbox="389 539 638 568"><i>Goniopora stutchburyi</i></p>	 <p data-bbox="1037 539 1286 568"><i>Goniopora stutchburyi</i></p>
#10R	 <p data-bbox="389 943 638 972"><i>Goniopora stutchburyi</i></p>	 <p data-bbox="1037 965 1286 994"><i>Goniopora stutchburyi</i></p>





Notes:

- i. The re-tagged corals were marked as ##**R**.

Photo Plate for Re-tagged Corals at Indirect Impact during the 11th Quarterly Coral Monitoring during Construction Phase on 21 September 2021

Tag #	Baseline (23 November 2018)	21 September 2021
#11R	 <p align="center"><i>Cyphastrea serailia</i></p>	 <p align="center"><i>Cyphastrea serailia</i></p>
#12R	 <p align="center"><i>Favites chinensis</i></p>	 <p align="center"><i>Favites chinensis</i></p>
#13R	 <p align="center"><i>Turbinaria peltata</i></p>	 <p align="center"><i>Turbinaria peltata</i></p>
#14R	 <p align="center"><i>Favites chinensis</i></p>	 <p align="center"><i>Favites chinensis</i></p>

Tag #	Baseline (23 November 2018)	21 September 2021
#15R	 <p data-bbox="424 539 673 568"><i>Goniopora stutchburyi</i></p>	 <p data-bbox="1062 539 1311 568"><i>Goniopora stutchburyi</i></p>
#16R	 <p data-bbox="405 925 689 954"><i>Psammocora superficialis</i></p>	 <p data-bbox="1043 925 1327 954"><i>Psammocora superficialis</i></p>
#17R	 <p data-bbox="453 1332 641 1361"><i>Favites chinensis</i></p>	 <p data-bbox="1091 1355 1279 1384"><i>Favites chinensis</i></p>
#18R	 <p data-bbox="405 1740 689 1769"><i>Psammocora superficialis</i></p>	 <p data-bbox="1043 1740 1327 1769"><i>Psammocora superficialis</i></p>

Tag #	Baseline (23 November 2018)	21 September 2021
#19R	 <p data-bbox="405 562 692 595"><i>Psammocora superficialis</i></p>	 <p data-bbox="1042 584 1329 618"><i>Psammocora superficialis</i></p>
#20R	 <p data-bbox="405 992 692 1025"><i>Psammocora superficialis</i></p>	 <p data-bbox="1042 1014 1329 1048"><i>Psammocora superficialis</i></p>

Notes:

- i. The re-tagged corals were marked as ##**R**.