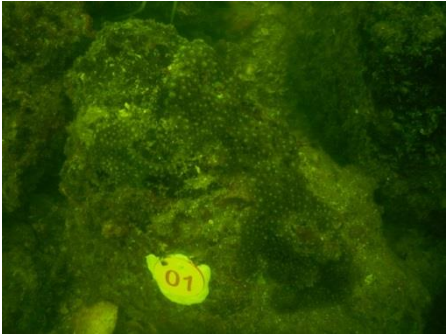





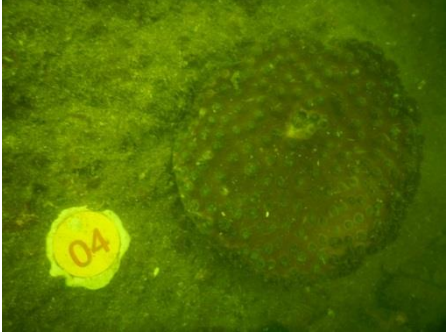



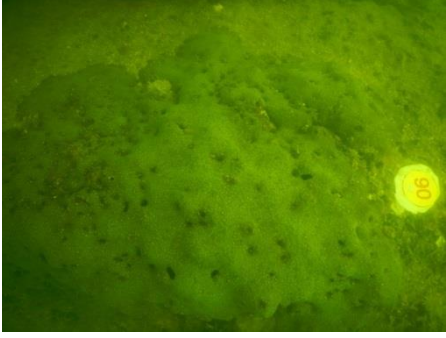











Appendix F Photo Records for Coral Monitoring

Photo Plate for Tagged and Re-tagged Corals at Control Site during the 8th Quarterly Coral Monitoring during Construction Phase on 23 December 2020

Tag #	Baseline (26 June 2018 & 3 December 2018)	23 December 2020
#1	 <p align="center"><i>Goniopora stutchburyi</i></p>	 <p align="center"><i>Goniopora stutchburyi</i></p>
#2R	 <p align="center"><i>Goniopora stutchburyi</i></p>	 <p align="center"><i>Goniopora stutchburyi</i></p>
#3	 <p align="center"><i>Psammocora superficialis</i></p>	 <p align="center"><i>Psammocora superficialis</i></p>
#4	 <p align="center"><i>Turbinaria peltata</i></p>	 <p align="center"><i>Turbinaria peltata</i></p>









Tag #	Baseline (26 June 2018 & 3 December 2018)	23 December 2020
#5R	 <p data-bbox="389 539 638 573"><i>Goniopora stutchburyi</i></p>	 <p data-bbox="1037 539 1286 573"><i>Goniopora stutchburyi</i></p>
#6	 <p data-bbox="405 925 622 958"><i>Cyphastrea serailia</i></p>	 <p data-bbox="1050 925 1267 958"><i>Cyphastrea serailia</i></p>
#7R	 <p data-bbox="424 1310 603 1344"><i>Coscinaraea</i> sp.</p>	 <p data-bbox="1069 1310 1248 1344"><i>Coscinaraea</i> sp.</p>
#8	 <p data-bbox="389 1695 638 1729"><i>Goniopora stutchburyi</i></p>	 <p data-bbox="1037 1695 1286 1729"><i>Goniopora stutchburyi</i></p>
#9	 <p data-bbox="389 2080 638 2114"><i>Goniopora stutchburyi</i></p>	 <p data-bbox="1037 2080 1286 2114"><i>Goniopora stutchburyi</i></p>




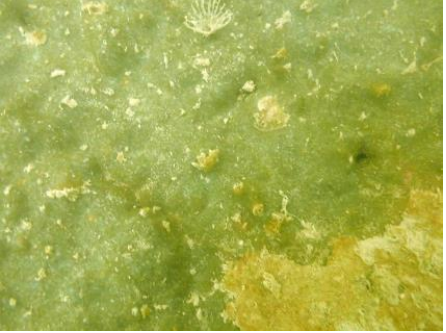
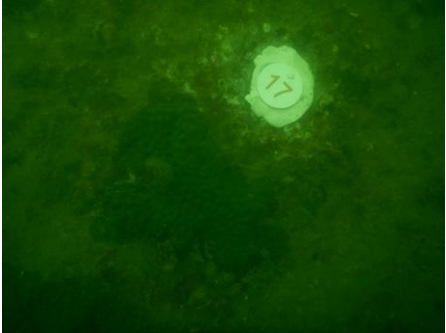





Tag #	Baseline (26 June 2018 & 3 December 2018)	23 December 2020
#10R	 <p data-bbox="389 539 638 573"><i>Goniopora stutchburyi</i></p>	 <p data-bbox="1037 539 1286 573"><i>Goniopora stutchburyi</i></p>



Notes:

- i. The re-tagged corals were marked as ##**R**.

Photo Plate for Re-tagged Corals at Indirect Impact during the 8th Quarterly Coral Monitoring during Construction Phase on 23 December 2020

Tag #	Baseline (23 November 2018)	23 December 2020
#11R	 <p align="center"><i>Cyphastrea serailia</i></p>	 <p align="center"><i>Cyphastrea serailia</i></p>
#12R	 <p align="center"><i>Favites chinensis</i></p>	 <p align="center"><i>Favites chinensis</i></p>
#13R	 <p align="center"><i>Turbinaria peltata</i></p>	 <p align="center"><i>Turbinaria peltata</i></p>
#14R	 <p align="center"><i>Favites chinensis</i></p>	 <p align="center"><i>Favites chinensis</i></p>

Tag #	Baseline (23 November 2018)	23 December 2020
#15R	 <p data-bbox="424 539 673 568"><i>Goniopora stutchburyi</i></p>	 <p data-bbox="1061 539 1310 568"><i>Goniopora stutchburyi</i></p>
#16R	 <p data-bbox="405 925 692 954"><i>Psammocora superficialis</i></p>	 <p data-bbox="1042 925 1329 954"><i>Psammocora superficialis</i></p>
#17R	 <p data-bbox="453 1308 644 1337"><i>Favites chinensis</i></p>	 <p data-bbox="1091 1308 1283 1337"><i>Favites chinensis</i></p>
#18R	 <p data-bbox="405 1693 692 1722"><i>Psammocora superficialis</i></p>	 <p data-bbox="1042 1693 1329 1722"><i>Psammocora superficialis</i></p>
#19R	 <p data-bbox="405 2076 692 2105"><i>Psammocora superficialis</i></p>	 <p data-bbox="1042 2076 1329 2105"><i>Psammocora superficialis</i></p>

Tag #	Baseline (23 November 2018)	23 December 2020
#20R	 <p data-bbox="405 539 691 568"><i>Psammocora superficialis</i></p>	 <p data-bbox="1040 539 1326 568"><i>Psammocora superficialis</i></p>

Notes:

- i. The re-tagged corals were marked as ##**R**.